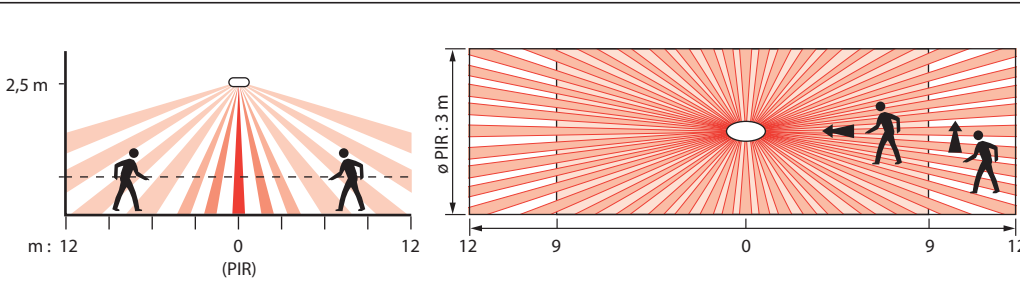
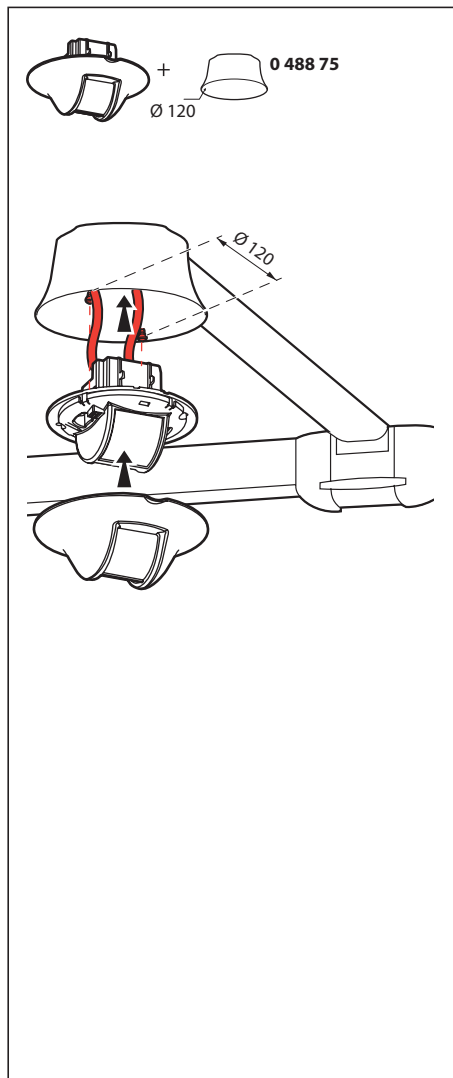
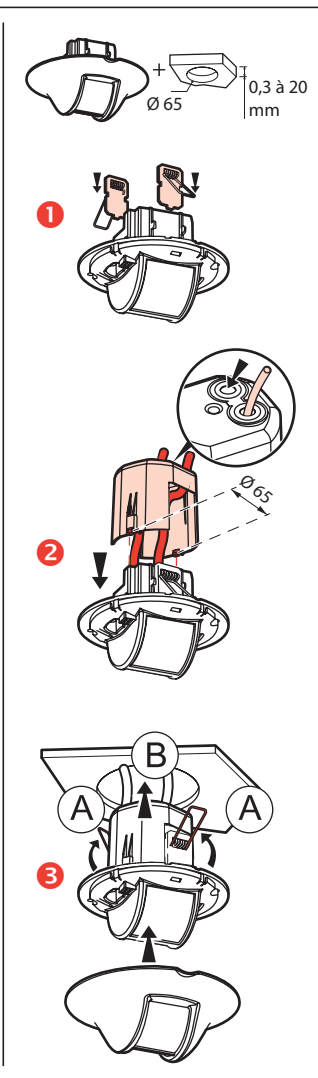
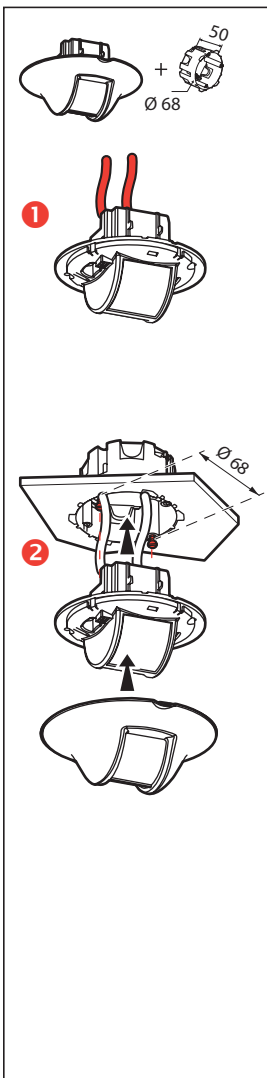
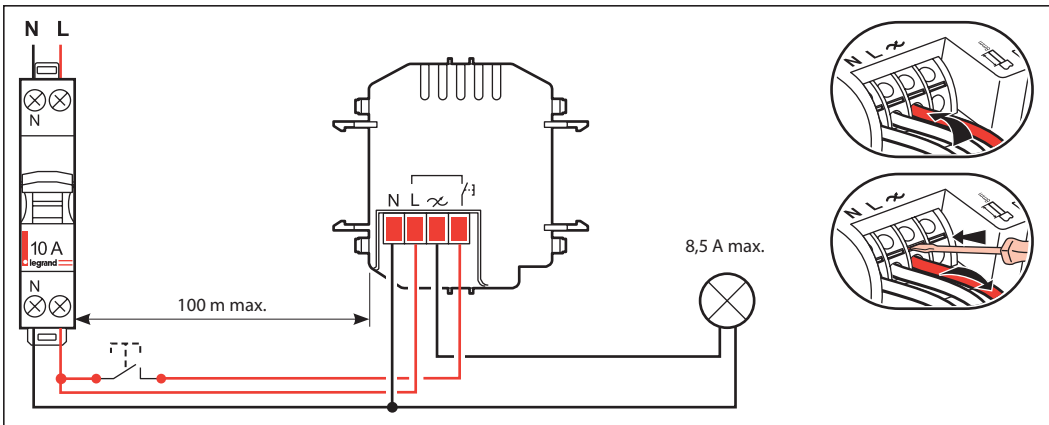


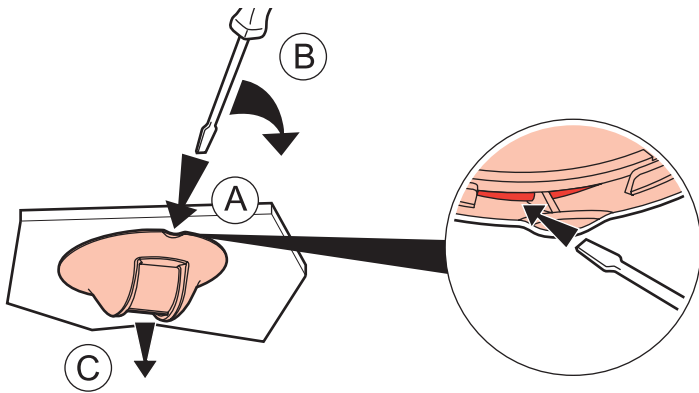
	100 - 240 V~
	50 / 60 Hz
	2 x 2,5 mm ²
	-5°C / +45°C
	PIR
	150 lux
	10 mn
	3 m x 24 m

230 V~	2000 W	1000 VA	10x(2x36 W)	500 VA	1000 VA	500 VA	500 VA	500 VA	500 VA	500 VA
110 V~	1000 W	500 VA	5x(2x36 W)	250 VA	500 VA	250 VA	250 VA	250 VA	250 VA	250 VA
	8,5 A	4,3 A	4,3 A	2,1 A	4,3 A	2,1 A	2,1 A	2,1 A	2,1 A	1 max. ≤ 2A

- (*) Ne pas mélanger différents modèles de charge sur le même produit
- (*) Use only with transformers designed to function with electronic switches







Auto ON/OFF



Manual ON / Auto OFF





- Réf. 0 882 40 : Passerelle de configuration
- Cat. No(s) 0 882 40 : Configuration tool



&



App Store

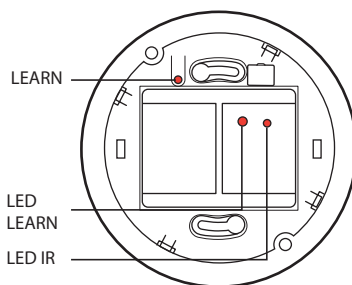


Google Play



Application: «Legrand Close Up»

- Pour plus de renseignement sur les paramètres, reportez vous à la fiche technique de la passerelle de configuration Réf. 0 882 40.
- For more information about setting parameters, refer to the data sheet for the configuration gateway Cat. No. 0 882 40.



	5 - 1275 lux
	5 sec - 59 min 59 sec
	25% - 50% - 75% -100%
Mode	Auto- Manual