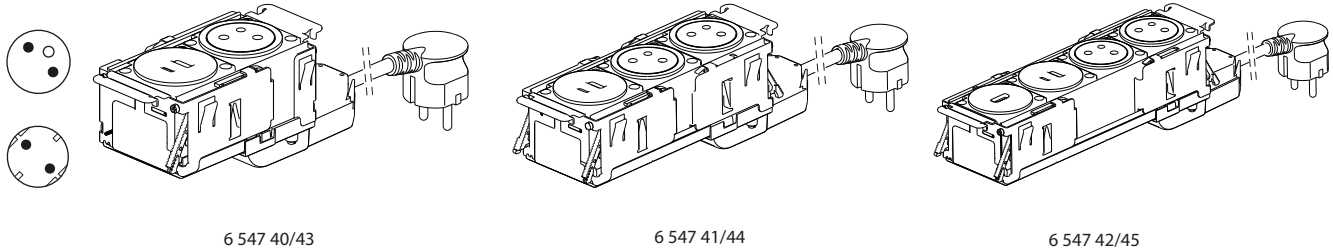


Incara™ Disq'In

Cat. No(s): 6 547 40 to 51 - 6 547 55 to 57 - 6 547 59 to 61 - 6 547 63 to 65



6 547 40/43

6 547 41/44

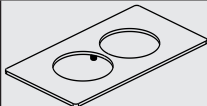
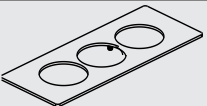
6 547 42/45

1. USE

Incara™ Disq'In is an aesthetic integrated solution for individual desks and meeting rooms tables. The range is available in 2, 3 and 4 gang and provides essential functions for workstation. Provided with fast fixing claws system, Incara™ Disq'In is easy and fast to install. For a perfect finish, metal plates are available in white, black or brushed metal.

2. RANGE

Incara™ Disq'In 2 m cord equipped with :			Standards	2 gang		3 gang		4 gang	
				White	Black	White	Black	White	Black
1x 2P+E	1 USB A+C	-	French	6 547 40	6 547 43	-	-	-	-
2x 2P+E		-		-	6 547 41	6 547 44	-	-	
		1 HDMI	-	-	-	-	6 547 42	6 547 45	
1x 2P+E		-	Schuko	6 547 46	6 547 49	-	-	-	-
	-	-		-	6 547 47	6 547 50	-	-	
2x 2P+E	1 HDMI	-		-	-	-	6 547 48	6 547 51	

Metal finishes plates*	2 gang	3 gang	4 gang
			
Metal	6 547 55	6 547 59	6 547 63
White	6 547 56	6 547 60	6 547 64
Black	6 547 57	6 547 61	6 547 65

* Finishes (4 additional colors available on demand)

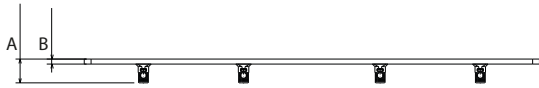
HDMI = rear plug (female/female)

Other wiring devices configurations possible on demand

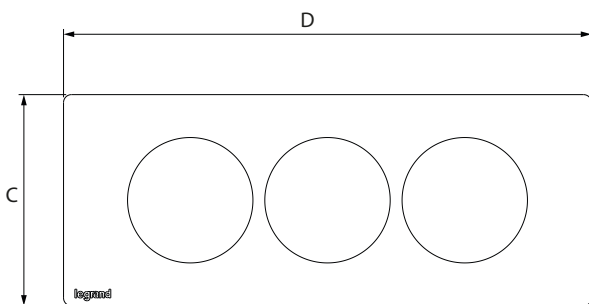
British Standard products available on request

3. DIMENSIONS

■ **3.1 Finishes plates Incara™ Disq'In**



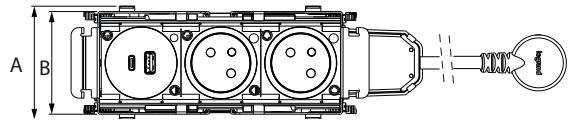
Cat. Nos	A	B
6 547 55/56/57	10.4	2.2
6 547 59/60/61		
6 547 63/64/65		



Cat. Nos	C	D
6 547 55/56/57	80	148
6 547 59/60/61		200
6 547 63/64/65		252

3. DIMENSIONS (cont.)

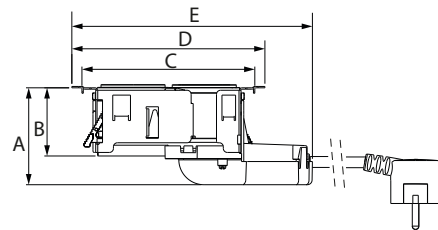
■ **3.2 2G-3G-4G Incara™ Disq'In: Top view**



Cat. Nos	A	B
6 547 40/41/42/43/44/45/46 /47/48/49/50/51	74	67

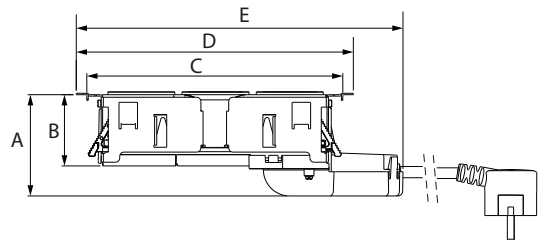
■ **3.3 Incara™ Disq'In: Side view**

2 gang



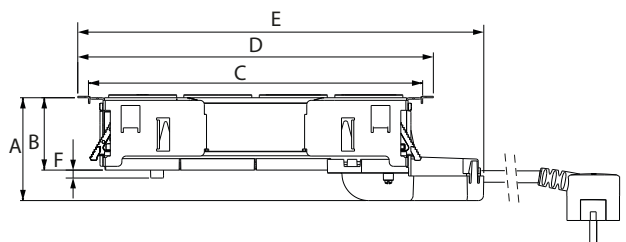
Cat. Nos	A	B	C	D	E
6 547 40/43/46/49	71	50	126.8	141.6	176.4

3 gang



Cat. Nos	A	B	C	D	E
6 547 41/44/47/50	71	50	179.7	194.5	229.4

4 gang



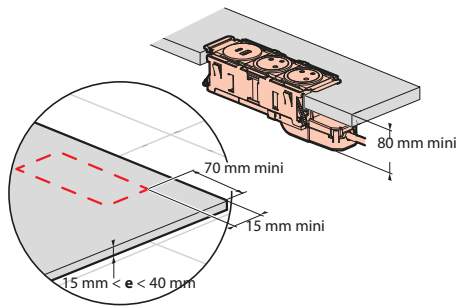
Cat. Nos	A	B	C	D	E	F
6 547 42/45/48/51	71	50	231	245.8	280.6	5.5

4. INSTALLATION

Must not be fitted on the floor

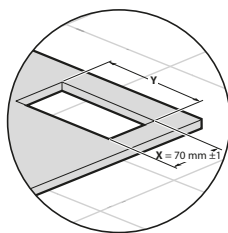
■ 4.1 Into the desk

4.1.1 Drilling dimensions



4.1.2 Max cut-out radius in corners

4.1.2.1 Sharp edges cut-out



	Y ± 1mm
6 547 40/43/46/49	129,5
6 547 41/44/47/50	181,5
6 547 42/45/48/51	233,5

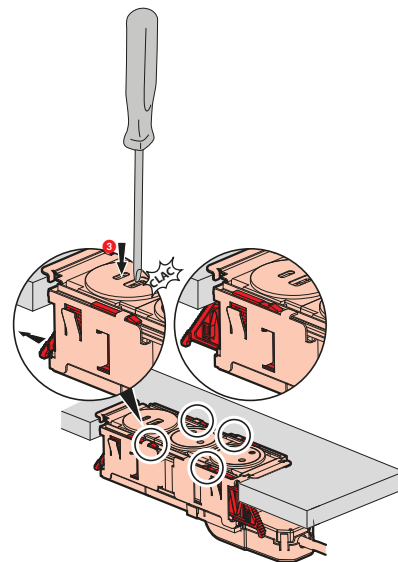
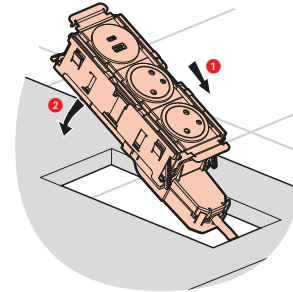
4.1.2.2 CNC machining cut-out



X	R1 MAX	R2 MAX
76	12	6

4. INSTALLATION (cont.)

4.1.3 Insertion and fixing



5. TECHNICAL CHARACTERISTICS

■ 5.1 Mechanical characteristics

Resistance to Impact : IK 07

Degree of protection provided by enclosures : IP 30

■ 5.2 Material characteristics

- Wiring devices frames : Polycarbonate

- Housing:

. ABS

. galvanised steel (Z275)

. aluminium

- Finishes plates:

. Brushed aluminium + varnish

. Painted aluminium: black mat

. Painted aluminium: white satin

5. TECHNICAL CHARACTERISTICS (cont.)


■ **5.3 Electrical characteristics**

5.3.1 2 P+E sockets characteristics

- Supply voltage: 250V~
- Frequency: 50/60 Hz
- Rated current:

- . for French & Schuko standards = 16A
- . for British standard : individually fused = 5A

5.3.2 USB charger type (LXX15) :

Trade mark	
Address	128, av. du Maréchal-de-Lattre-de-Tassigny - 87045 LIMOGES Cedex Tel. : 0 (+33) 5 55 06 87 87 Fax : 0 (+33) 5 55 06 88 88 www.legrand.com
Input voltage	110-240V
Input AC frequency	50-60Hz
Output voltage	5,0V
Output current	3,0A
Output power	15,0W
Average active efficiency	83,9%
Efficiency at low load (10%)	83,3%
No-load power consumption	0,06W

5.3.3 Cords characteristics :

H05VV-F 3G 1.5mm²

■ **5.4 Climate characteristics**

Operating temperature : from -5°C to +35°C
Storage temperature: from -10°C to +70°C

6. CLEANING

Superficial cleaning with a soft cloth. Do not use abrasive products or detergents

Caution: Always test before using other special cleaning products

7. STANDARDS & APPROVALS

Compliant to:

Standards			
French	Schuko	British	
		socket	complete product
NF C61-314 and IEC 60884-1	IEC 60884-1	BS 1363-2	BS 5733

USB charger compliant to IEC 62368-1

Products should be installed by competent persons to the current version of the local wiring regulations.

Please consult Legrand locally for further details.