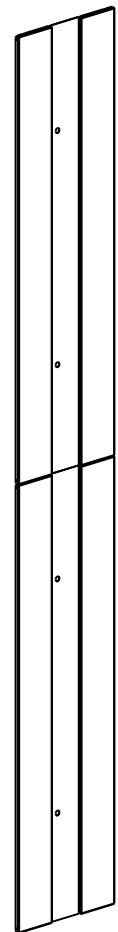
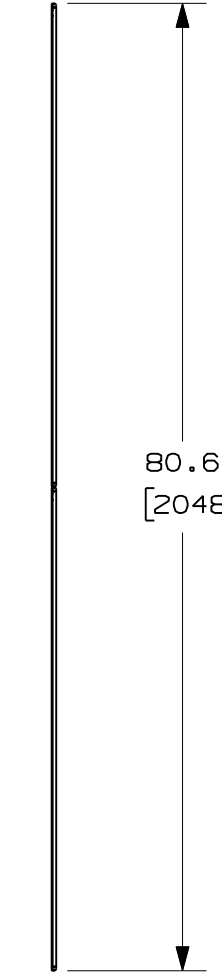
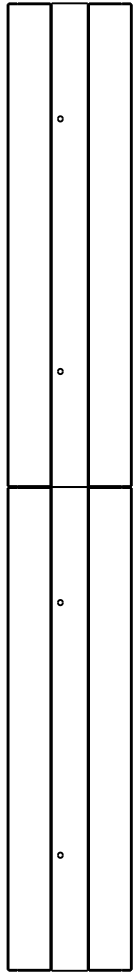
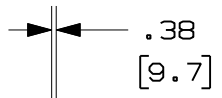
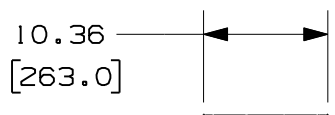


THIS COPY IS PROVIDED ON A RESTRICTED BASIS AND IS NOT TO BE USED IN ANY WAY DETRIMENTAL TO THE INTERESTS OF PANDUIT CORP.



PANDUIT P/N	WEIGHT
WMPV45EPB1	5.0 LBS/EACH 2.3 Kg/EACH

NOTES:

- VISIT OUR ON-LINE CATALOG AT WWW.PANDUIT.COM FOR A CURRENT LIST OF PRODUCTS APPLICABLE FOR USE WITH THIS PART.
- COMPONENTS:
2- END PANELS
1- HARDWARE MOUNTING KIT
- DIMENSIONS IN PARENTHESIS ARE METRIC.

MODEL FILENAME	V10338BC/00.PRT
CAD FILENAME/LAYERS	V10338BC_DC/00A.PRT
<h1>PANDUIT</h1> CORP. TINLEY PARK, ILLINOIS	
4" NETRUNNER END PANEL (WMPV45EPB1) CUSTOMER DRAWING	

UNLESS OTHERWISE SPECIFIED,
ALL DIMENSIONS ARE GIVEN
IN INCHES, THIRD ANGLE PROJECTION.

REV	DATE	BY	CHK	DESCRIPTION	ECN	R	CUST	SUP	OTH
00A	8-17-12	BAME	PM	RELEASED TO PRODUCTION	V10338BC-DC		CMK		

DRAWN BY BAME	SEE NOTES	SCALE NONE
DATE 8-17-12		DRAWING NO. V10338BC-DC
CHK'D PM		DWG A SIZE