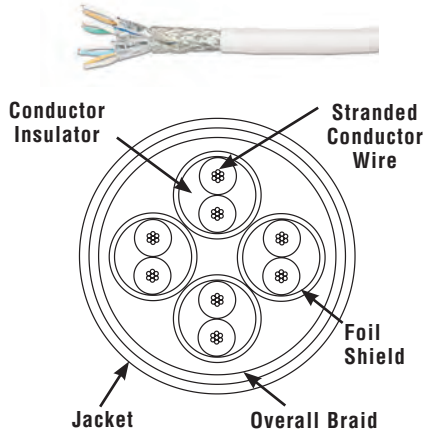


Heavy Industrial Cable



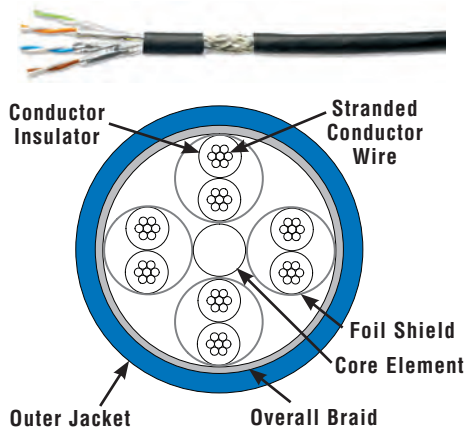
PSM7004-KE***



AWG	Armored	Outdoor Use	Cable Diameter (nominal)	Insulation	Insulation Diameter	Temperature rating (during installation)	Temperature rating (during operation)	Installation Tension (max.)
23/4pr, stranded	N	N	7.9mm (0.314 in.)	Polyethylene	1.52-1.60mm (0.060-0.063 in.)	-15°C to 50°C (5°F to 122°F)	-40°C to 85°C (-40°F to 185°F)	100 N (22lbf)

Reel Length	Min/Mult (Reels)	Jacket Color	Oil Resistant	Fuel Resistant	UV Resistant	MUD Resistant	LSZH	Salt Mist
1640ft/500m	4/4	Black	X	X	—	—	X	—
1640ft/500m	4/4	Blue	X	X	—	—	X	—
1640ft/500m	4/4	International Gray	X	X	—	—	X	—

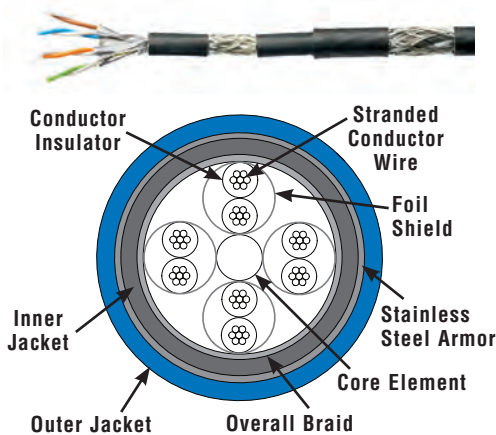
PSMD7004-LED**



AWG	Armored	Outdoor Use	Cable Diameter (nominal)	Insulation	Insulation Diameter	Temperature rating (during installation)	Temperature rating (during operation)	Installation Tension (max.)
22/4pr, stranded	N	Y	10.0mm (0.394 in.)	Foamed Polyethylene	1.8mm (0.07in.)	-40°C to 80°C (-40°F to 176°F)	-40°C to 80°C (-40°F to 176°F)	100 N (22lbf)

Reel Length	Min/Mult (Reels)	Jacket Color	Oil Resistant	Fuel Resistant	UV Resistant	MUD Resistant	LSZH	Salt Mist
1640ft/500m	4/2	Black	X	X	X	X	X	—

PSMDA7004-LED**



AWG	Armored	Outdoor Use	Cable Diameter (nominal)	Insulation	Insulation Diameter	Temperature rating (during installation)	Temperature rating (during operation)	Installation Tension (max.)
22/4pr, stranded	Y	Y	Outer: 12.6mm (0.496 in.) Inner: 10.0mm (0.394 in.)	Foamed Polyethylene	1.8mm (0.07in.)	-40°C to 80°C (-40°F to 176°F)	-40°C to 80°C (-40°F to 176°F)	100 N (22lbf)

Reel Length	Min/Mult (Reels)	Jacket Color	Oil Resistant	Fuel Resistant	UV Resistant	MUD Resistant	LSZH	Salt Mist
1640ft/500m	2/2	Black	X	X	X	X	X	X

Key Features and Benefits

Stranded conductor wire	Provides exceptional signal strength and electrical performance for high vibration environments.
Individually foiled pairs with overall braided shield	Foil prevents coupling near-end crosstalk and alien crosstalk between pairs. Shielding reduces low-frequency external interference to ensure 10G BASE-T performance.
Robust jacketing	Various environmental and chemical resistances for harsh environments.
Guaranteed channel performance above the standards	Industry leading guaranteed channel performance above the TIA/ISO standards with headroom warranty.
Tested beyond the standards	Cable has been characterized to 1000 MHz, 400 MHz above the standard.
Descending length cable markings	Easy identification of remaining cable reduces installation time and cable scrap.
Bulk packaging	Supplied in reels for ease of installation.
Third party tested	Exceeds the application requirements of Det Norske Veritas & ETL.

Standard Compliance and Certifications

Part Number	ABS certification number	ANSI/TIA-568-C.2	DNV certification number	DNV specification number 6-827.50-2	EN 50173-1	EN 50288-4-1	IEC 60092-359 (SHF1)	IEC 60092-359 (SHF2)	IEC 60092-360	IEC 60811-2-1	IEC 61156-5	ISO/IEC 11801	NEK606	UL 2556 Section 4.2.8.5
PSM7004**-KE*	10-HS638424-1-PDA	—	E-14069	X	X	X	X	—	X	*	X	X	—	—
PSMD7004**-LED	14-HS1147075B-PDA	X	E-12714	X	—	X	—	X	—	**	X	X	X	X
PSMDA7004**-LED	14-HS1147075A-PDA	X	E-12713	X	—	X	—	X	—	***	X	X	X	X

*Mineral oil IRM 902 (IEC 60811-2-1) 7 days/23°C (73°F); 4 hours/70°C (158°F); diesel fuel IRM 903 (IEC 60811-2-1) 7 days/23°C (73°F); 4 hours/70°C (158°F).

**Mineral oil IRM 902 (IEC 60811-2-1) 24 hours/100°C (212°F); diesel fuel IRM 903 (IEC 60811-2-1) 7 days/100°C (212°F).

***Mineral oil IRM 902 (IEC 60811-2-1) 24 hours/100°C (212°F); diesel fuel IRM 903 (IEC 60811-2-1) 7 days/100°C (212°F).

Available Accessories

Part Number	Description	PSM7004**-KE*	PSMD7004**-LED	PSMDA7004**-LED
CJS6X88TGY	Mini-Com® TX6A™ 10Gig™ Shielded Jack Module.	X	—	—
CJSM6X88TG	Mini-Com® TX6A™ 10Gig™ Shielded Jack Module for marine cable, TG style.	—	X	X
STP6X**IG	TX6A™ 10Gig™ Shielded CM/LSZH Patch Cords, feet.	X	X	X
STP6X***MIG	TX6A™ 10Gig™ Shielded CM/LSZH Patch Cords, meters.	X	X	X
CPA24BLY	24-port, 1 RU, Mini-Com® All Metal Shielded Angled Modular Patch Panels.	X	X	X
CPA48BLY	48-port, 2 RU, Mini-Com® All Metal Shielded Angled Modular Patch Panels.	X	X	X
CPA48HDBL	48-port, 1 RU, high density Mini-Com® All Metal Shielded Angled Modular Patch Panels.	—	X	X
CPA72BLY	72-port, 2 RU, Mini-Com® All Metal Shielded Angled Modular Patch Panels.	X	—	—
CP24BLY	24-port, 1 RU, Mini-Com® All Metal Shielded Flat Modular Patch Panels.	X	X	X
CP48BLY	48-port, 2 RU, Mini-Com® All Metal Shielded Flat Modular Patch Panels.	X	X	X
CP48HDBL	48-port, 1 RU, high density Mini-Com® All Metal Shielded Flat Modular Patch Panels.	—	X	X
CP72BLY	72-port, 2 RU, Mini-Com® All Metal Shielded Flat Modular Patch Panels.	X	X	—
CWST	Wire snipping tool.	X	X	X
CJAST	Wire stripping tool.	X	X	X
NKSPB	Termination base.	—	X	X
EGJT	Termination tool.	—	X	X
DCET010	Shears.	—	—	X
CST114-157	Outer jacket stripping tool.	—	—	X



PANDUIT®

Panduit Corp.
World Headquarters
Tinley Park, IL 60487

cs@panduit.com

US and Canada: 800.777.3300

Europe, Middle East, and Africa:

44.20.8601.7200

Latin America: 52.33.3777.6000

Asia Pacific: 65.6305.7575

www.panduit.com