


FlexCore™ Optical Distribution Frame



ORDERING GUIDE

PANDUIT®
infrastructure for a connected world

FlexCore™ at a Glance

Every connection counts

With the use of cutting-edge technologies in a number of environments, network dependency has transitioned from the era of 'mission' to 'life' critical from access points back to the data center. Simultaneously, high speed data transport accelerated from 1G to 400G and is expected to quadruple in the near future.


What is at your core?

Optical distribution frames (ODF's) are an all-important network element at the heart of this fiber network. Representing <5% of a typical IT project investment, high density, performance, and quality are pivotal attributes for an ODF ensuring business continuity 24/7/365.

Panduit FlexCore™ Optical Distribution Frame solution offers the ultimate in flexibility, manageability, scalability and security.

- Highly intuitive cable routing paths remove guess work and prevent 'rip and replace' costs
- Innovative cable management and lockable vertical cable manager door eliminates circuit risk and downtime
- Data center floor space can be reduced by 50%†
- Moves, adds, and changes up to 30% faster
- Multiple form factor (width) cassettes optimize rack space across wider applications
- Patch cords consolidated to a single length – freeing up capital locked in maintaining inventory
- Multi-layer security with lock capability available at both 4RU enclosure and ODF doors

Total front access cabling principles and modular building blocks of 150mm, 300mm and 600mm (width of frame units) that delivers scalability with outstanding system flexibility.



†6 double FlexCore™ frames in a back-to-back arrangement vs HD Flex™ enclosure with 4 post rack and vertical cable management

FlexCore™ Common Frame Arrangements

FIGURE 1A
Single Cross Connect Frame, recommended patch cord length 4m



FIGURE 1B
Double Cross Connect Frame, with end panels, recommended patch cord length 4m



FIGURE 4:
Double Cross Connect Frame (Compact) Recommended LC Uniboot patch cord length 4m



FIGURE 2
Cross Connect, four frame line-up, with end panels and over-length storage (300mm wide intermediate VCM). Recommended patch cord length between two double frames is 10m



FIGURE 3
Double Cross Connect Back-to-Back, fully enclosed. Recommended patch cord length 4m



FIGURE 5
Interconnect or Splice Through frame with end panels

FRAME

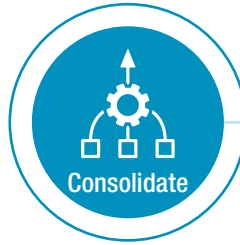
Robust ODF frame with configuration options that meet Telcordia Zone 3 seismic requirements.

ENCLOSURE

Each Frame holds up to eleven 4RU enclosures with twelve sliding trays that can accept four different cassettes types. Available with optional locks. Patent US 10,215,944

CASSETTES


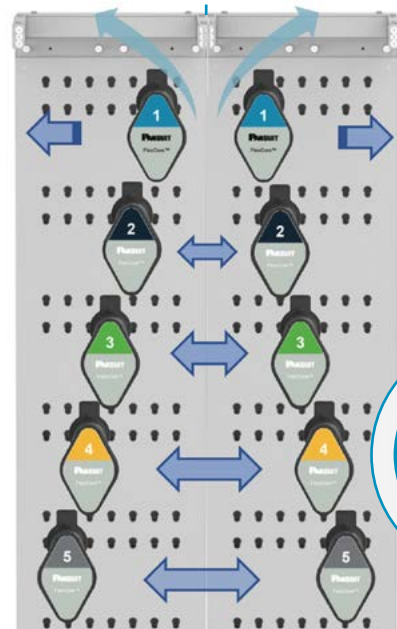
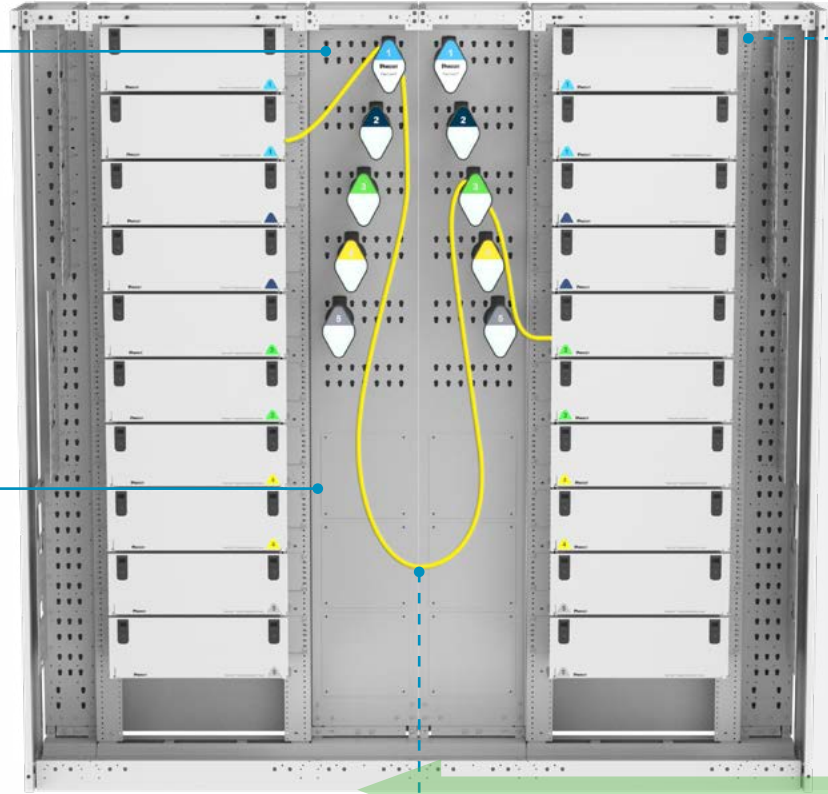
Factory or field terminated. MPO-LC, LC-Tethered, LC-Splice and Splice Through (cable-cable)



4m Cord
per double or quad
arrangement



Gravity Loop



Adjustable Spool System (tool free)
Optimize Pathway Space as Network Evolves



[1] 4RU Enclosure Lock (Optional)



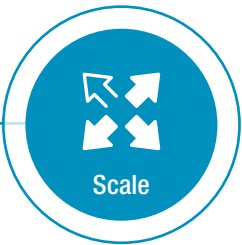
Secure

[2] Door Lock



Optimize

Modular Building Blocks
150mm wide VCM
300mm wide VCM
600mm wide Frame



Scale

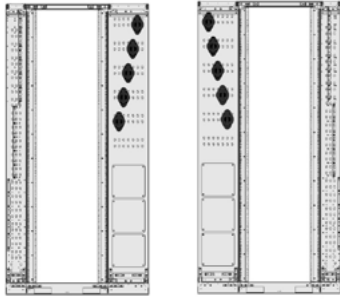
Pay As You Go



Add tray rails to suit 4 different form factors (width) *cassettes

*Not suitable for HD Flex™ cassette styles with both front and rear facing connectivity


STEP 1: Select a Frame




Single Frame
Cross Connect
(LH)

OR

*Assemble as
opposite hand
(RH)



Double Frame (Compact)
Cross Connect



Splice Through

OR

Interconnect

Description (short)	QTY	Part Number*	Maximum Capacity**	Dimensions (mm) ^{††}
Frame 600mm – GY VCM 150mm – GY VCM 300mm – GY Spool Kit (x6)	1† 1† 1† 1†	FDF45GY FDFVCM1545GY FDFVCM3045GY FDUSP6	3168F per single frame 132 × 24F (LC) Cassettes 11 × 4RU Enclosures 12 Trays per 4RU Enclosure	Height – 2133 (2159-2200 with leveling feet) Width – 1050 Depth – 300
Frame 600mm – GY VCM 150mm – GY VCM 300mm – GY Spool Kit (x6)	2 2 1 2	FDF45GY FDFVCM1545GY FDFVCM3045GY FDUSP6	6336F per double frame 132 × 24F (LC) Cassettes 11 × 4RU Enclosures 12 Trays per 4RU Enclosure	Height – 2133 (2159-2200 with leveling feet) Width – 1800 Depth – 300
Frame 600mm – GY VCM 150mm – GY	1 2	FDF45GY FDFVCM1545GY	6336F Splice only – Ribbon 3168F Splice only – shrink down (single fiber) 3168F Interconnect (LC Cassette) 11 × 4RU Enclosures 12 Trays per 4RU Enclosure	Height – 2133 (2159-2200 with leveling feet) Width – 900 Depth – 300

Frames are supplied with leveling feet and wall mount bracket.
 150mm VCM illustrated is supplied with 4 x cable management plates
 Refer to design guides for configuration specifics

VCM can be assembled for top (as illustrated) or bottom cable entry/exit.

^{††}Width and depth stated excludes end panel(s) and door(s)

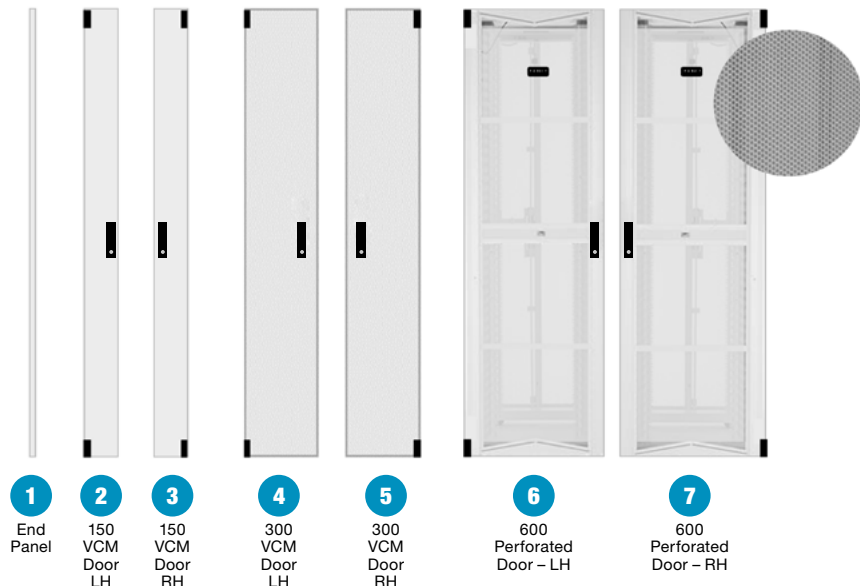
*Change 'GY to 'BL in part number for black.

[†]for a 2100mm wide double cross connect frame (where both LH + RH version is needed) double quantity shown

**maximum fiber capacity (stated) applies to single, double and quad (quad = double frame placed back-to-back) frame arrangements in combination with 24F LC cassettes. If using a line-up of >2 frames side by side the maximum number of 4RU enclosure is 10 off (2880F per frame) to allow bottom patch cord pass-through (trough) to be used.

STEP 2: Select a Surround


LH - Left Hinged
RH - Right Hinged



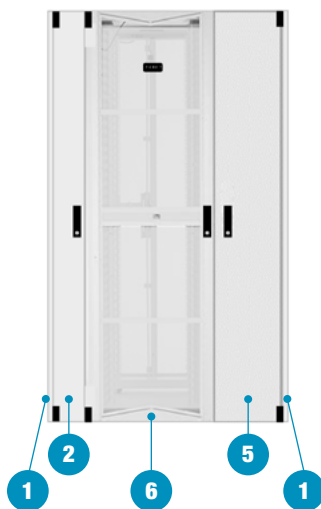
Ref.	Part Number**	Description (short)
1	FDFEP45GY	*End Panel
2	FDUFD1545SLGY	150mm VCM Door LH
3	FDUFD1545SRGY	150mm VCM Door RH
4	FDUFD3045SLGY	300mm VCM Door LH
5	FDUFD3045SRGY	300mm VCM Door RH
6	FDUFD6045PLGY	600mm Perforated Door LH
7	FDUFD6045PRGY	600mm Perforated Door RH

*for multi rack line up(s) end panel is only required at end of each row
**change 'GY' to 'BL' in part number for black

Splice Through or Interconnect



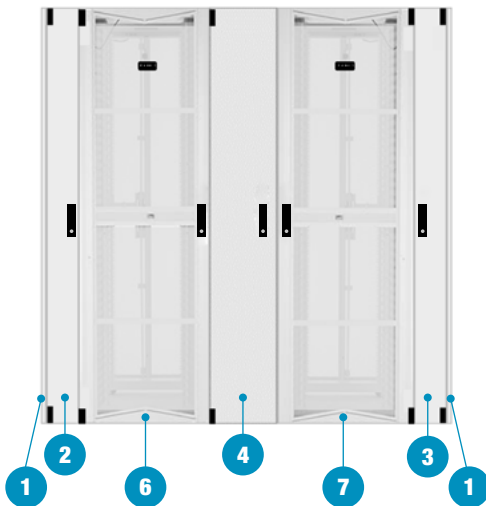
Single Cross Connect (LH)



Double (Compact)




Double (Compact)



Double



STEP 3: Select a FlexCore™ Enclosure



FDFUE4GY



FDFELS

Part Number	Description
FDFUE4GY	ODF Front Access Universal Enclosure, 4RU, Gray <i>12 x Slide out trays</i>
	<i>Change 'GY' to 'BL' in part number for black</i>
FDFELS	Enclosure Locking Kit <i>Standard, Keyed Alike</i> <i>Each it supplied with two locks</i>



4 RU Enclosure Assembled with Cassettes



FlexCore™ Cassettes



FDS9N-24-10P

FlexCore™ LC Splice Cassettes	
Part Number	Description
FDS9N-24-LA*	24F Front Access Splice Cassette, LC APC. STD IL
FDS9N-24-10*	24F Front Access Splice Cassette, LC UPC. STD IL
FDSZO-12-10*	24F Front Access Splice Cassette, LC OM4. OPT IL
FDSZA-12-10P	24F Front Access Splice Cassette, LC OM4. ULTRA IL

**P for 250mm pigtails,
R for ribbon pigtails*



FDC9N-24-10ASLH

FlexCore™ MPO-LC Cassettes	
Part Number	Description
FDC9N-24-LAASLH	24F OS2 LC APC (Duplex) to 2 x MPO12, Std IL., Method A, Left Hand
FDC9N-24-10ASLH	24F OS2 LC UPC (Duplex) to 2 x MPO12, Std IL., Method A, Left Hand
FDCZO-24-10ASLH	24F OM4 LC (Duplex) to 2 x MPO12, Opt IL., Method A, Left Hand
FDCZA-24-10ASLH	24F OM4 LC (Duplex) to 2 x MPO12, Ultra IL., Method A, Left Hand
FDCSA-24-10ASLH	24F OM4+ LC (Duplex) to 2 x MPO12, Ultra IL., Method A, Left Hand

Change AS to:
AF for Modified Method A (pair flipped)
U for Universal polarity



FDC9N-24-10ASRH

FDC9N-24-LAASRH	24F OS2 LC APC (Duplex) to 2 x MPO12, Std IL., Method A, Right Hand
FDC9N-24-10ASRH	24F OS2 LC UPC (Duplex) to 2 x MPO12, Std IL., Method A, Right Hand
FDCZO-24-10ASRH	24F OM4 LC (Duplex) to 2 x MPO12, Opt IL., Method A, Right Hand
FDCZA-24-10ASRH	24F OM4 LC (Duplex) to 2 x MPO12, Ultra IL., Method A, Right Hand
FDCSA-24-10ASRH	24F OM4+ LC (Duplex) to 2 x MPO12, Ultra IL., Method A, Right Hand

Change AS to:
AF for Modified Method A (pair flipped)
U for Universal polarity



FDSN-24

FlexCore™ Splice Through (cable-cable) Cassette	
Part Number	Description
FDSN-24	Front Access – Splice Only 24F Discrete Splice or 48F Ribbon Splice <i>Includes 24 x discrete and 4 x ribbon shrink down splice protectors</i>



PON Cassettes – FlexCore™ Compatible	
Part Number	Description
FHP9N-LA1X02	2 Simplex Output Ports
FHP9N-LA1X04	4 Simplex Output Ports
FHP9N-LA1X08	8 Simplex Output Ports
FHP9N-LA1X16	16 Simplex Output Ports

[HD Flex Splitter Cassettes](#)

FlexCore™ Tethered Cassette

Tethered LC cassettes enable fast, efficient, and reliable network deployment. The stub on the far end of the cable can be confidently deployed thanks to the Patented cassette-cable strain relief feature, then spliced or connectorized into the required system.




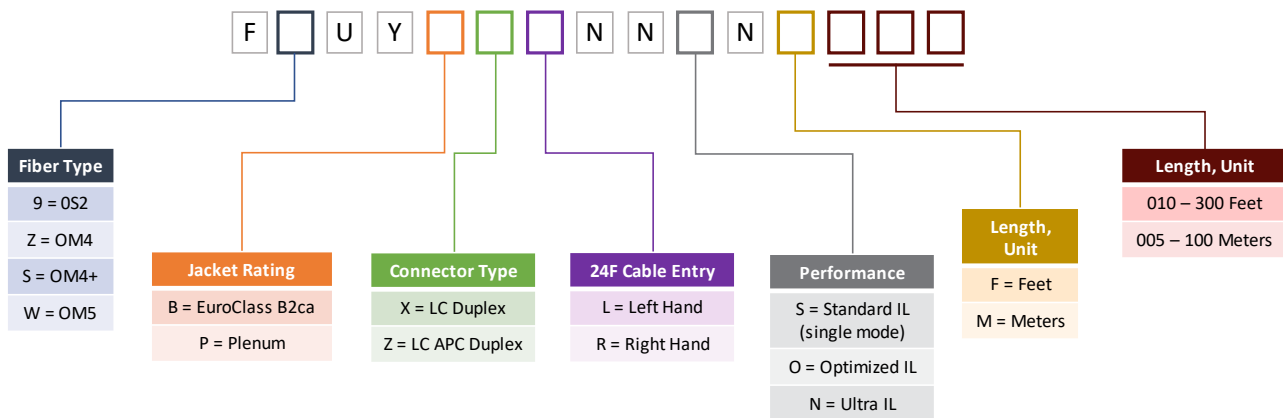
Features:

- Panduit's 24F small diameter indoor cable
- One end connectorized and fully tested
- Patented cable strain relief feature
- Dry cable construction – 24 × 250-micron fibers

Pre-Configured Lengths:

- 5m to 30m in 5m increments
- 30m to 100m in 10m increments
- 10 Ft. to 100 Ft. in 10-Ft. increments
- 100 Ft. to 300 Ft. in 50m increments

Contact your Panduit sales representative for alternatives not shown



Part Number	Dimensions
F9UYPPZLNNSNF100	Single mode 24-fiber Indoor Plenum Tethered LC/APC Cassette, Left-Side 24F Cable Ingress, Standard IL, 100-Ft.
FZUYBXRNNONM010	OM4 24-fiber Indoor EuroClass B2ca, Tethered LC Cassette, Right-Side 24F Cable Ingress, Optimized IL, 30m

FlexCore™ Accessories



Part Number	Description
FDUSP	ODF Spool (Single) <i>1/bag, 10/carton</i>
FDUSP6	ODF Spool – 6-pack with labels <i>Includes corresponding enclosure door labels (not illustrated) for 11 x 4RU enclosures</i>
FDFMX5KITBL	Cable Breakout Box <i>Complete with 12' x 2' (610mm) protection tubes. Tubing provides bend radii protection and high crush resistance for cables and/or cable sub-elements as they are transported to a fiber enclosure.</i>
FM5PPBLF4.0-12	Protection tubes, 4' (1.2m) x 12 off Inside diameter 3.1mm
FM5PPBLF8.0-12	Protection tubes, 8' (2.4m) x 12 off Inside diameter 3.1mm
FOBK144YM1 FOBK288YM1	Fiber Optic Breakout Kit, Flat, 144F, Singlemode, 1m Fiber Optic Breakout Kit, Flat, 288F, Singlemode, 1m
FDFSPKITBL	Slack Spool Kit <i>Manage excess fiber trunk length</i>

Patch Cords – Uniboot LC Duplex, 2 Fiber, 2.0mm Round Jacket



Part Number	Description
F92R*U1U1ONM004 F92R*U1U1ONM010	OS2, LC-LC (Uniboot) Optimized IL, 4m OS2, LC-LC (Uniboot) Optimized IL, 10m
F92R*U2U2ONM004 F92R*U2U2ONM010	OS2, LC APC-LC APC (Uniboot) Optimized IL, 4m OS2, LC-LC (Uniboot) Optimized IL, 10m
FZ2R*U1U1ONM004 FZ2R*U1U1NNM004 FS2R*U1U1NNM004 FZ2R*U1U1ONM010 FZ2R*U1U1NNM010 FS2R*U1U1NNM010	OM4, LC-LC (Uniboot) Optimized IL, 4m OM4, LC-LC (Uniboot) Ultra IL, 4m OM4+, LC-LC (Uniboot) Ultra IL, 4m OM4, LC-LC (Uniboot) Optimized IL, 10m OM4, LC-LC (Uniboot) Ultra IL, 10m OM4+, LC-LC (Uniboot) Ultra IL, 10m

*P for Plenum, L for LSZH

<https://www.panduit.com/content/dam/panduit/en/products/media/4/64/264/8264/110318264.pdf>

For extended range of patch cord styles and grades visit www.panduit.com and/or contact your Panduit sales representative.



QuickNet™ Trunk Cable Assemblies

Click to visit Panduit's online configurator.



All trademarks, service marks, trade names, product names, and logos appearing in this document are the property of their respective owners.

©2022 Panduit Corp. ALL RIGHTS RESERVED.
FBCB58--SA-ENG 2/2022

Panduit Corp.
World Headquarters
Tinley Park, IL 60487

cs@panduit.com

US and Canada: 800.777.3300

Europe, Middle East, and Africa:

44.20.8601.7200

Latin America: 52.33.3777.6000

Asia Pacific: 65.6305.7575

www.panduit.com