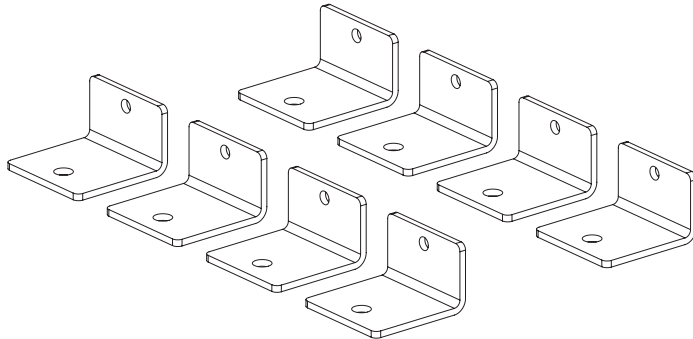
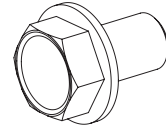


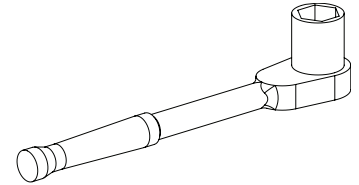
#### Components included:



**HCAI Heavy Duty Brackets**  
Qty. 8



**M10 Bolt Screw**  
Qty. 8



**15mm Socket Wrench**  
(not included)

#### Tool list:

- Floor Anchoring Hardware (not included with the kit)

#### HCAI Heavy-Duty Bracket Installation:

- Adjust the leveling legs to the extended position to clear casters by 1/4"
- Attach the HCAI Heavy Duty Bracket using (1) M10 bolt by using the 15mm socket wrench, ensure the shortest flange is towards the cabinet frame
- Install the remaining brackets as shown
- Adjust leveling legs to be flat with the brackets on the ground
- Secure with OPM specified hardware (not included in the kit)
- Attach OPM Label where shown

