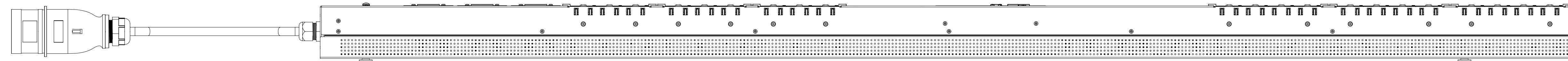


SPECIFICATION


- STANDARD:
 - UNIT TYPE: MSPO
 - ORIENTATION: VERTICAL, 0U FULL
 - OUTLET QTY & TYPE: (21)C13/C15, (21)C13/C15/C19/C21
 - INPUT VOLTAGE: 200-240VAC
 - INPUT CURRENT: 30A(24A DERATED)/32A
 - BREAKER QTY & TYPE: (3) 20AMP, DOUBLE-POLE SINGLE PHASE, L-L
 - INPUT PHASE: SINGLE PHASE, L-L
 - RATED POWER: 5/7.4 KVA
 - INPUT PLUG: IEC 60309 2P+E 6h 30A/32A (IP44)
 - REGULATORY STANDARD: RoHS COMPLIANT
- ADDITIONAL:
 - CORD TYPE: 3W 10AWG 500W & 4MM²H07RN-F
- ACCESSORIES:
 - PRODUCT SAFETY WARNING SHEET

NOTES

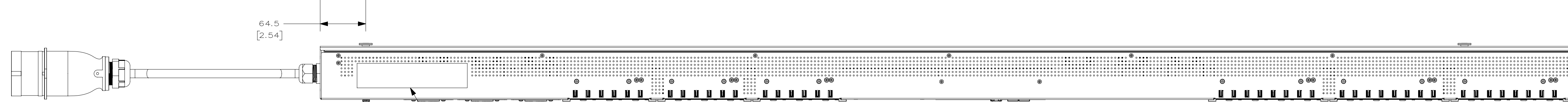
- PRIMARY DIMENSIONS ARE IN MILLIMETERS, SECONDARY DIMENSIONS IN [INCHES]
- FOR FULL PRODUCT FUNCTIONLTY REFER TO THE USER MANUAL.



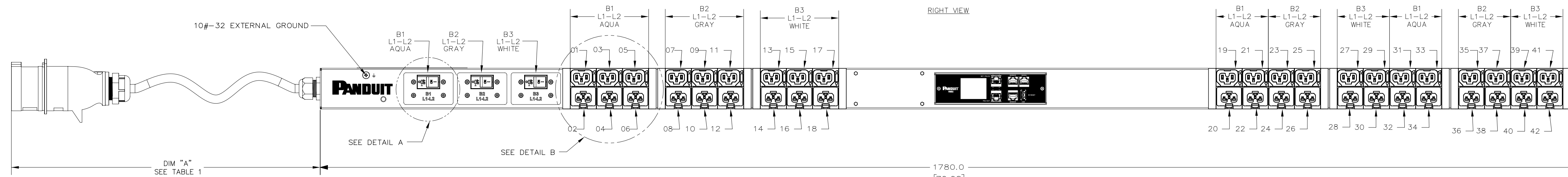
LEFT VIEW



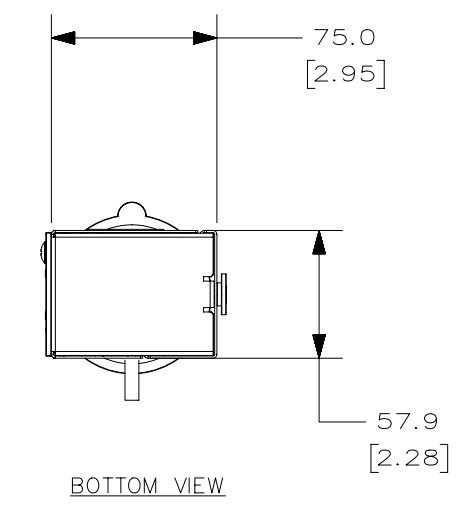
REAR VIEW



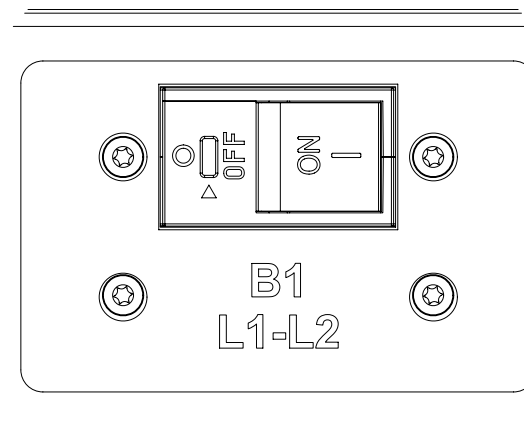
RIGHT VIEW



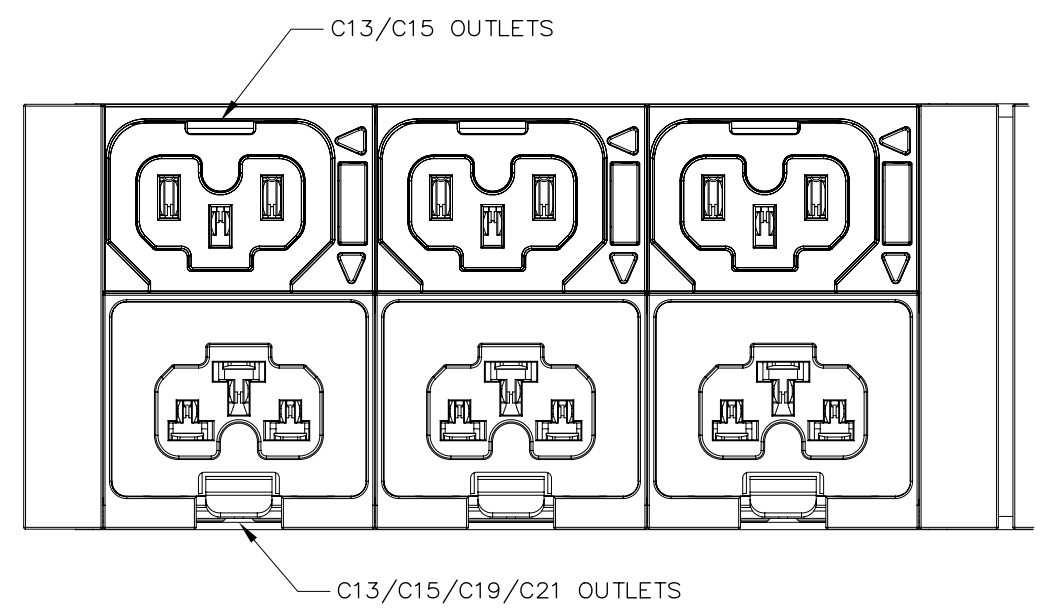
FRONT VIEW



BOTTOM VIEW



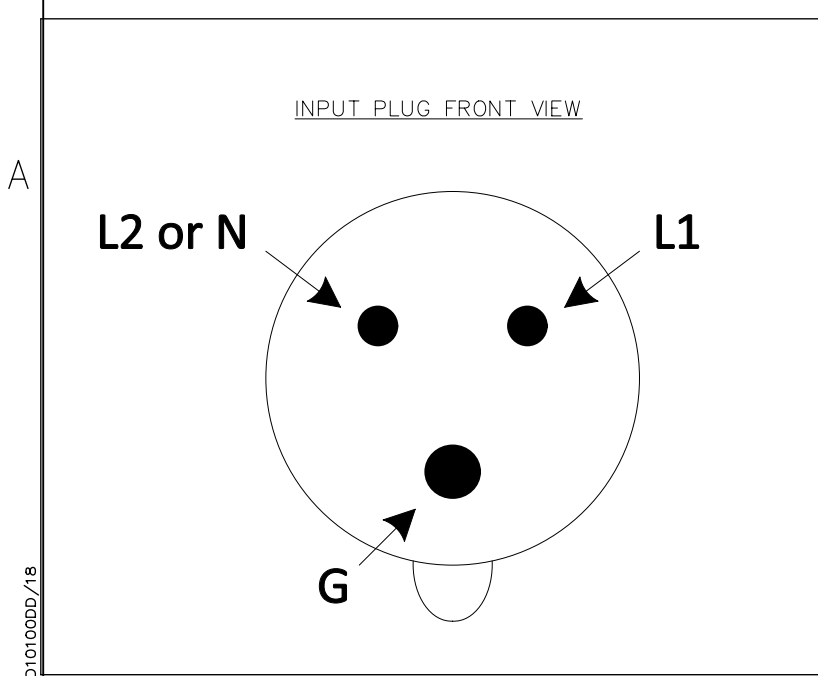
DETAIL A
SCALE 1:1
CIRCUIT BREAKER ORIENTATION
TYP 3X



DETAIL B
SCALE 1:1

TABLE 1

PART NUMBER	DESCRIPTION	DIM A	COLOR (-XX)	SHIPPING WEIGHT (KG)
E42G03L	EL2P MSPO PDU, 30/32 AMP, (21)C13/C15, (21)C13/C15/C19/C21 ,IEC 60309 2P+E 6h 30A/32A (IP44)	3000 +254/-127 [118.1 +10/-5]	BLACK (RAL 9005)	10.0



PANDUIT
18900 Panduit Drive, 60487, USA
www.panduit.com

Power Distribution Unit

SKU #: E42G03L-BLSC
Model #: E2W032A0(EU)/E2W024A0(NA)
INPUT: 200-240VAC, 1Ø, 50/60Hz, 32A(EU), OR 200-240VAC, 1Ø, 50/60Hz, 24A(NA)
OUTPUT: C13: 200-240VAC, 10A per outlet
C19: 200-240VAC, 16A per outlet
32A Total(EU) OR 24A Total(NA)

NOM NYCE
FCC CE
CAN ICES-003(A)/NMB-003(A)

SKU: E42G03L-BLSC
SN: XXXXXXXXXXXX
MAC: XXXXXXXXXXXX
Made in China

REV	DATE	BY	CHK	APR	DESCRIPTION	ECN	FILE
00A	02/20/2025	LLJ	GLM	MJD	RELEASE TO PRODUCTION	E42G03L	E42G03L

ITEM REVISION NAME	E42G03L/00	DATESET FILE NAME	E42G03L-DC/00A
UNLESS OTHERWISE SPECIFIED, DIMENSIONAL TOLERANCES ARE: mm [IN]		THIRD ANGLE PROJECTION	
DRAWING NUMBER	E42G03L-DC	SHIT	1 OF 1