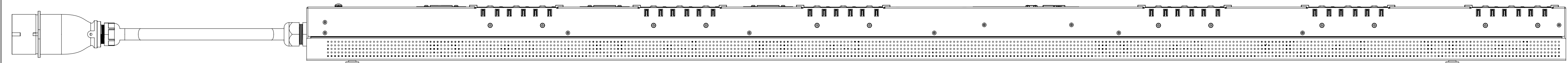



- SPECIFICATION**
- STANDARD:
 - UNIT TYPE: MSPO
 - ORIENTATION: VERTICAL, 0U FULL
 - OUTLET QTY & TYPE: (18)C13/C15, (18)C13/C15/C19/C21
 - INPUT VOLTAGE: 200-240/346-415VAC
 - INPUT CURRENT: 20(16 DERATED)/16A
 - BREAKER QTY & TYPE: (3) 20AMP, SINGLE-POLE
 - INPUT PHASE: 3 PHASE WYE, L-N
 - RATED POWER: 11.5/11.0 KVA
 - INPUT PLUG: IEC 60309 3P+N+E 6H 20A/16A (IP44)
 - REGULATORY STANDARD: RoHS COMPLIANT
 - ADDITIONAL:
 - CORD TYPE: 5W 12AWG SOOW & 2.5MM²H07RN-F
 - ACCESSORIES:
 - PRODUCT SAFETY WARNING SHEET

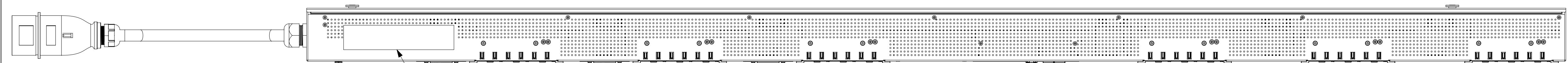
- NOTES**
- PRIMARY DIMENSIONS ARE IN MILLIMETERS, SECONDARY DIMENSIONS IN [INCHES]
 - FOR FULL PRODUCT FUNCTIONLTY REFER TO THE USER MANUAL.



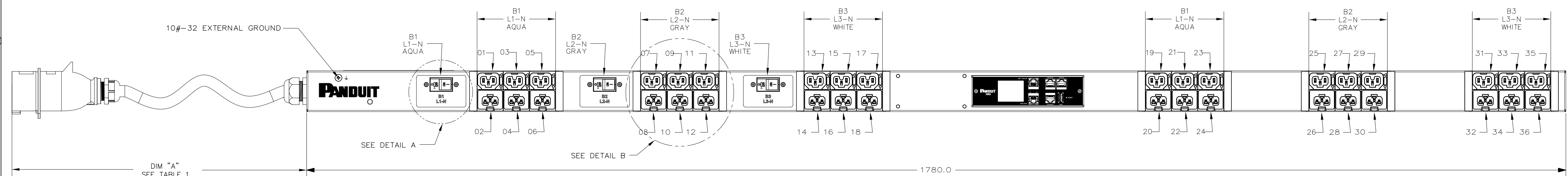
LEFT VIEW



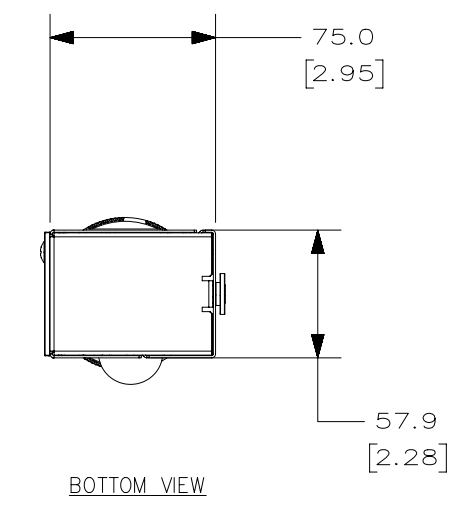
REAR VIEW



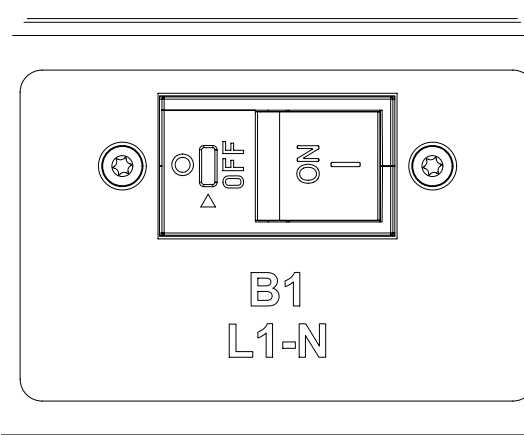
RIGHT VIEW



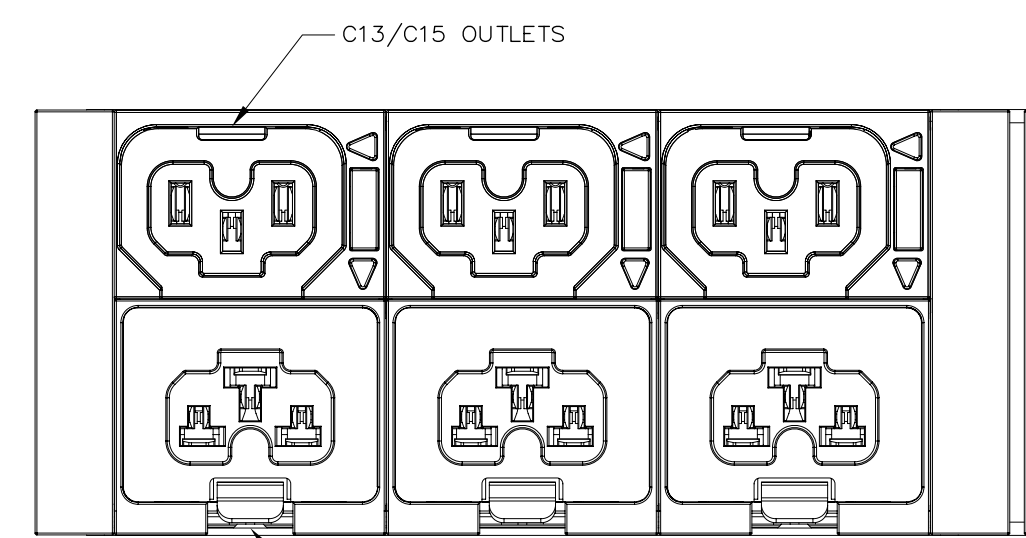
FRONT VIEW



BOTTOM VIEW



DETAIL A
SCALE 1:1
CIRCUIT BREAKER ORIENTATION
TYP 3X

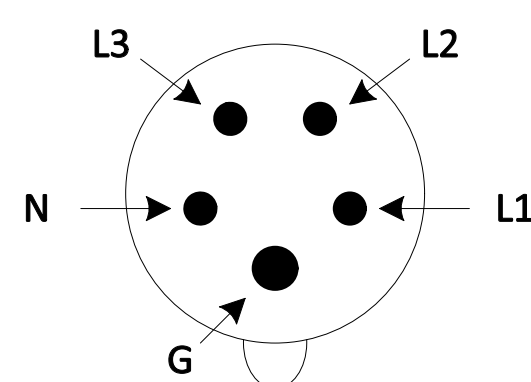


DETAIL B
SCALE 1:1

TABLE 1

PART NUMBER	DESCRIPTION	DIM A	COLOR (-XX)	SHIPPING WEIGHT (KG)
E36G32L	EL2P MSPO PDU, 20/16AMP, (18)C13/C15, (18)C13/C15/C19/C21, IEC 60309 3P+N+E 6h 20A/16A (IP44)	3000 +254/-127 [118.1 +10/-5]	BLACK (RAL 9005)	9.5

INPUT PLUG FRONT VIEW



COMPLIANCE LABEL VIEW

PANDUIT
18900 Panduit Drive, 60487, USA
www.panduit.com
SKU #: E36G32L-BLSC
Model #: E2Y016C0
INPUT: 200-240/346-415VAC, WYE, 3Ø, 50/60Hz, 16A(EU), OR 200-240/346-415VAC, WYE, 3Ø, 50/60Hz, 16A(NA)
OUTPUT: C13: 200-240VAC, 10A per outlet
C19: 200-240VAC, 16A per outlet
16A Total(EU) OR 16A Total(NA)

Power Distribution Unit

62368-1
CAN ICES-003(A)/NMB-003(A)

SKU: E36G32L-BLSC
SN: XXXXXXXXXXXX
MAC: XXXXXXXXXXXX
Made in China

REV	DATE	BY	CHK	APR	DESCRIPTION	ECN	SCALE	SHT	OF	SIZE
00A	02/06/2025	LLJ	JHL	RRD	RELEASE TO PRODUCTION	E36G32L	3:10	1	1	D