THIS COPY IS PROVIDED ON A RESTRICTED BASIS AND IS NOT TO BE USED IN ANY WAY DETRIMENTAL TO THE INTERESTS OF PANDUIT CORP.

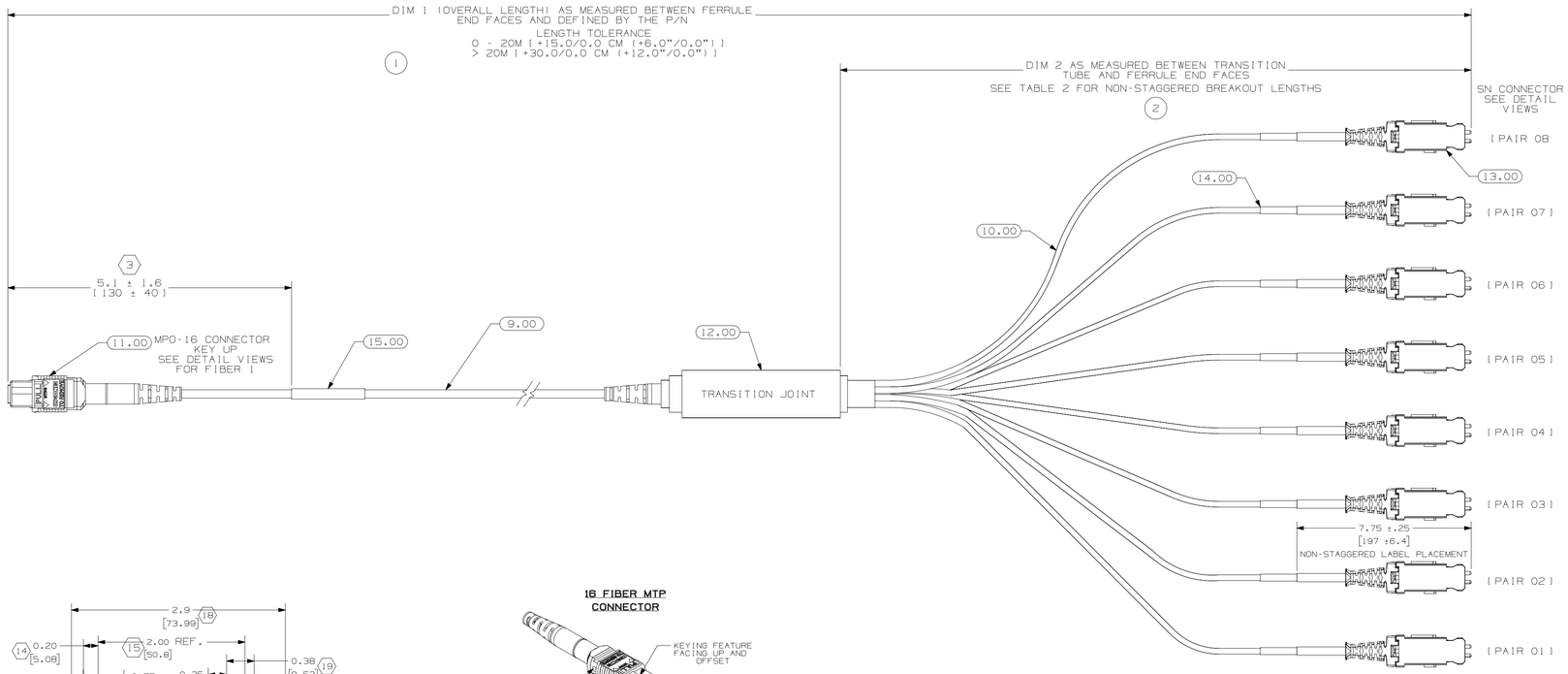

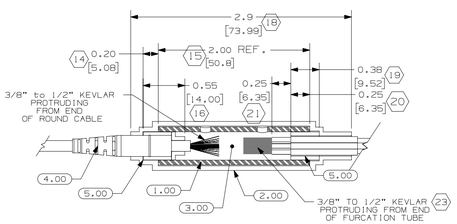

PLENUM AND LSZH TRANSITION JOINT DETAIL

-NOT TO SCALE-

16 FIBER MTP CONNECTOR

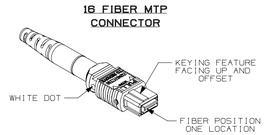

SN CONNECTORS

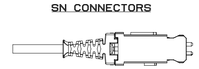

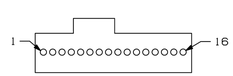

16F FEMALE MPO FERRULE POSITION CONNECTOR END VIEW (KEY UP)

4 NOTES:

1. IDENTIFICATION:
   MTP-16 TO SN HARNESS
2. CABLE:
   A. PLENUM OR LOW SMOKE ROUND CABLE AS SPECIFIED BY THE PART NUMBER.
   B. FIBER TYPE:
      a. 250um COATED FIBER.
   C. CABLE PRINT LEGEND:
      a. TO BE IMPRINTED WITH BLACK INK.
      b. MUST APPEAR IN ITS ENTIRETY AT LEAST ONCE EVERY CUT LENGTH.
3. CONNECTORS:
   A. MULTI-FIBER MPO CONNECTOR TYPE AND SIZE PER CABLE ASSEMBLY PART NUMBER.
   B. SINGLE-FIBER CONNECTOR TYPE, SIZE & QUANTITY PER CABLE ASSEMBLY PART NUMBER.
4. ASSEMBLY:
   A. CABLE LENGTH (WITH CONNECTORS):
      a. CANNOT BE LESS THAN THE MINIMUM LENGTH AS SHOWN AND NOT TO EXCEED THE MAXIMUM AS SHOWN.
      b. THIS TIP TO TIP LENGTH IS MEASURED WITHOUT DUST CAPS ATTACHED.
      c. THIS DRAWING SHALL BE APPLICABLE TO ANY LENGTH CABLE ASSEMBLY AS DESIGNATED BY THE PART NUMBER AND ASSOCIATED B.O.M. WHERE M=METERS AND F=FEET.
   B. END A CONNECTOR WITH THE MPO KEYING FEATURE FACING DOWN, THE FIBER POSITION IN THE FERRULE NEAREST TO THE WHITE DOT OR HALF CIRCLE OF THE MULTI-FIBER MPO CONNECTOR WILL BE CHANNEL 1.
   C. EACH CABLE ASSEMBLY TO BE CHECKED FOR CORRECT CHANNELING.
   D. EACH CABLE ASSEMBLY TO BE LABELED AS SHOWN WITH A SERIALIZED NUMBER THAT IS TRACEABLE TO QUALITY CONTROL RECORDS. THE LABEL IS TO BE FORMATTED FOR THIS TYPE OF CABLE ASSEMBLY PER PANDUIT CONTROL DRAWING 00862-22 AND IS LOCATED APPROXIMATELY AS SHOWN.
   E. REFER TO ASSEMBLY METHOD FOR DETAILED INSTRUCTIONS FOR BUILDING THIS TYPE OF CABLE ASSEMBLY.
5. TECHNICAL SPECIFICATIONS:
   A. FOR INSERTION & RETURN LOSS REQUIREMENTS, REFER TO DRAWING 02573-44.
   B. A SHEET OF PERFORMANCE RESULTS MUST ACCOMPANY EACH CABLE ASSEMBLY.
6. PACKAGING:
   A. EACH CABLE ASSEMBLY TO BE CONTAINED TO A 6" MINIMUM COIL DIAMETER. USING CABLE TIES OR OTHER DEVICES THAT WILL NOT DAMAGE THE CABLE AND/OR BUFFERS.
   B. WHEN PACKAGING CABLE ASSEMBLY, DUST CAPS MUST BE FIRMLY IN PLACE.
7. ALL PURCHASED ITEMS MUST CONFORM TO C2-0834 PANDUIT SPECIFICATION FOR CHEMICAL SUBSTANCES TO BE CONTROLLED IN PRODUCT AND PACKAGING.
8. OVALS DESIGNATE ITEM CALLOUTS.
9. HEXAGONS AND CIRCLES ARE USED FOR COMMUNICATION PURPOSES.

FIGURE B

SERIAL LABEL PRINT FORMAT
12345678Y-nnnn = SERIAL #

FIGURE C

DUPLEX FURCATION LABEL PAIR DESIGNATION TO BE PRINTED

CONFIGURATORS STANDARD PART NUMBERS FOLLOWING M02142BU-DS

HARNESS STANDARD PART NUMBER CONFIGURATOR (M02142BU-DS)

1	2	3	4	5	6	7	8	9	10	11	12	13	14	15	
G	•	•	R	•	•	N	•	•	•	N	•	•	•	•	

- Breakout length, plus 12" (.5 meter) .5m lengths available from 1m to 5m
- UNIT OF MEASURE: F = FEET; M = METERS
- PULLING EYE: N = NO PULLING EYE
- PERFORMANCE/POLARITY: 5 = Opt. 8 to 1 / U2
- CONNECTOR VARIENT END B: H = 32" EQUAL BREAKOUT
- CONNECTOR END B: F = SN UPC
- CONNECTOR VARIENT END A: N = NO VARIENT
- CONNECTORS END A: O = MPO 16-Fiber APC Female; M = MPO 16-Fiber APC Male
- FLAME RATING: P = PLENUM; B = EUROCLASS B2CA; L = LSZH
- CABLE TYPE: R = ROUND JACKETED 250um COATED
- FIBER COUNT: Z = OM4 50/125um; S = OM4+ 50/125um SIG CORE; C = 16 FIBER
- FIBER TYPE:
- PRODUCT DESIGNATION: G-GLASS

POLARITY OPTIONS

8 TO 1 CABLE ASSEMBLIES					
FIBER COLOR		8 to 1 (U2)		8 to 1 PAIR FLIPPED (U1)	
PLENUM (RFBP•16)	LSZH (RFBP•16-D14)	MPO FERRULE POSITION (END A)	SN FIBER POSITION (END B)	MPO FERRULE POSITION (END A)	SN FIBER POSITION (END B)
BLUE	BLUE	1	1-B	1	1-A
ORANGE	ORANGE	2	2-B	2	2-A
GREEN	GREEN	3	3-B	3	3-A
BROWN	BROWN	4	4-B	4	4-A
SLATE	SLATE	5	5-B	5	5-A
WHITE	WHITE	6	6-B	6	6-A
RED	RED	7	7-B	7	7-A
BLACK	BLACK	8	8-B	8	8-A
BLUE-2	YELLOW	9	8-A	9	8-B
ORANGE-2	VIOLET	10	7-A	10	7-B
GREEN-2	ROSE	11	6-A	11	6-B
BROWN-2	AQUA	12	5-A	12	5-B
SLATE-2	BLUE-2	13	4-A	13	4-B
WHITE-2	ORANGE-2	14	3-A	14	3-B
RED-2	GREEN-2	15	2-A	15	2-B
BLACK-2	BROWN-2	16	1-A	16	1-B

TABLE 11 BOM TABLE FOR 16 FIBER MPO TO DUPLEX SN

	ITEM NUMBER	PART NUMBER	DESCRIPTION	DRAWING NUMBER	OM4 PLENUM MTP APC FEMALE OPT. U2	OM4 PLENUM MTP APC MALE OPT. U2	OM4 EUROCLASS B2CA OR LSZH MTP APC FEMALE OPT. U2	OM4 EUROCLASS B2CA OR LSZH MTP APC MALE OPT. U2	OM4+ PLENUM MTP APC FEMALE OPT. U2	OM4+ PLENUM MTP APC MALE OPT. U2	OM4+ EUROCLASS B2CA OR LSZH MTP APC FEMALE OPT. U2	OM4+ EUROCLASS B2CA OR LSZH MTP APC MALE OPT. U2
					02C0R0NP0NSVJF	02C0R0NM0NSVJF	02C0R0JN0NSVJF	02C0R0JM0NSVJF	03C0R0NP0NSVJF	03C0R0NM0NSVJF	03C0R0JP0NSVJF	03C0R0JM0NSVJF
CABLES	9.00	RFBP216	16F, PLENUM, INTERCONNECT, OM4, 3.8mm	02055-213	X	X						
		RFBP516	16F, PLENUM, INTERCONNECT, OM4+, 3.8mm						X	X		
		RFBLZ16-D14	16F, LSZH, INTERCONNECT, OM4, 3.5mm	M02055PS-DS			X	X				
		RFBLS16-D14	16F, LSZH, INTERCONNECT, OM4+, 3.5mm								X	X
FURCATION TUBES	10.00	RFTF22A0-S	AQUA DUPLEX FURCATION TUBE (2mm PER TUBE)	M02202JP-DS	X_1	X_1	X_1	X_1	X_1	X_1	X_1	X_1
CONNECTOR END A	11.00	PF16MPORASMF	16F MTP, MM APC, 3.0mm ROUND, MALE	00835EAC-DS				1	1	1	1	1
		PF16MPORASMFE	16F MTP, MM APC, 3.0mm ROUND, FEMALE		1		1		1		1	
TRANSITION (TABLE 3)	12.00	PFHT162	FIBER HARNESS TRANSITION, EPOXY, 16 FIBER TO SIMPLEX FURCATION TUBE - 2/FIBRE PER TUBE - PLENUM OR LSZH CABLE	01016EAB-DA	1	1	1	1				
CONNECTOR END B	13.00	P6AS-2S1-S43	SN EZ-FLIP UPC 2.0mm CONNECTOR, 1 FIBER, WHITE, OGIVE HOUSING, BLACK BOOT	01390EAP-DA	8	8	8	8	8	8	8	8
LABELS	14.00	S050X075VATY	FURCATION TUBE LABEL	N/A	8	8	8	8	8	8	8	8
	15.00	S100X150VATY-CR	QC LABEL ON CABLE		1	1	1	1	1	1	1	1
PACKAGING	16.00 (NOT SHOWN)	PFHYDRPKG1	TRUNK CABLE HYDRA ASSY PACKAGING PSEUDO 1, 0" (3.12" (0 - 4 METER)	N/A								
		PFHYDRPKG2	TRUNK CABLE HYDRA ASSY PACKAGING PSEUDO 2, 13.13" - 32.8" (4 - 10 METER)									
		PFHYDRPKG3	TRUNK CABLE HYDRA ASSY PACKAGING PSEUDO 3, 32.8" - 65.6" (10 - 20 METER).									
		PFHYDRPKG4	TRUNK CABLE HYDRA ASSY PACKAGING PSEUDO 4, 65.7" (31.2" (20 - 40 METER)									
		PFHYDRPKG5	TRUNK CABLE HYDRA ASSY PACKAGING PSEUDO 5, 131.2" - 213.2" (40 - 65 METER)									
		PFHYDRPKG6	TRUNK CABLE HYDRA ASSY PACKAGING PSEUDO 6, 213.3" - 328" (65 - 100 METER)									

X_1 : VIEW TABLE 2 FOR CORRECT QUANTITY DEPENDENT ON STAGGER OPTION SHOWN IN CHARACTER 9 OF PART NUMBER

X_2 : CAN BE (L = LSZH) OR (B = EUROCLASS B2CA)

TABLE 2: BREAKOUT LENGTH AND FURCATION TUBE CUT LENGTH

LENGTH	NON-STAGGER 32" (CHARACTER 9 = H)	
	FURCATION TUBE JACKET CUT LENGTH	FINISHED LENGTH (DIM 2)
PAIR 01	33.25" (845 mm)	32" (813 mm)
PAIR 02	33.25" (845 mm)	32" (813 mm)
PAIR 03	33.25" (845 mm)	32" (813 mm)
PAIR 04	33.25" (845 mm)	32" (813 mm)
PAIR 05	33.25" (845 mm)	32" (813 mm)
PAIR 06	33.25" (845 mm)	32" (813 mm)
PAIR 07	33.25" (845 mm)	32" (813 mm)
PAIR 08	33.25" (845 mm)	32" (813 mm)
TOTAL FURCATION TUBE LENGTH (FOR BOM TABLE QTY)	322" (8179 mm)	

TABLE 3: TRANSITION JOINT BOM

ITEM	PANDUIT PART NUMBER	DESCRIPTION	QUANTITY PLENUM AND LSZH PFHT162
1.00	RFTCRT2-M	RUGGEDIZING TUBE, .375 ID X .5" OD X 2.0" L	1
2.00	PFHSTTA50	1/2" DIA ADHESIVE HEAT SHRINK	2.9"
3.00	R75ML3360	75ML URETHANE 2-PART EPOXY	0.1
4.00	12165	BLACK STRAIN RELIEF BOOT 3.6MM	1
5.00	PFHSTTA38	3/8" DIA ADHESIVE HEAT SHRINK	0.925" (0.375" & 0.55")

REV	DATE	BY	CHK	APR	DESCRIPTION	ECN
00A	08-29-24	SAT	TYSE	MWH	RELEASED TO PRODUCTION	01390EAR-DA

PART NUMBER	SEE TABLES ON EACH SHEET
PACKAGING SPEC	PPS-732
PRODUCT SPEC	PS-NS-1503
WORK INSTRUCTION	AM-719; AM-490; TM-141
INSPECTION INSTRUCTION NUMBER	NS-0711
FMEA & CONTROL PLAN NUMBER	CP-050

TITLE: BASE-8 AND BASE-16 FIBER HARNESSES (SN TO MPO-16 - INTERCONNECT CABLE EPOXY TRANS) 16 FIBER MPO TO SN

ASSEMBLY CONTROL DRAWING

ITEM REVISION NAME: 01390EAR/00

DATASET FILE NAME: 01390EAR_DA/00A

UNLESS OTHERWISE SPECIFIED, DIMENSIONAL TOLERANCES ARE: IN [mm]
.x ± .1 [2.54] .xxx ± .005 [.127]
.xx ± .01 [.25] ANGLES ± 5°
THIRD ANGLE PROJECTION

MATERIALS: NONE

DRAWING NUMBER: 01390EAR-DA

DRAWN BY	DATE	CHK	SCALE	SIZE
SAT	05-14-24	PJI	NONE	D

SHT 1 OF 1

D1010000-09