THIS COPY IS PROVIDED ON A RESTRICTED BASIS AND IS NOT TO BE USED IN ANY WAY DETRIMENTAL TO THE INTERESTS OF PANDUIT CORP.

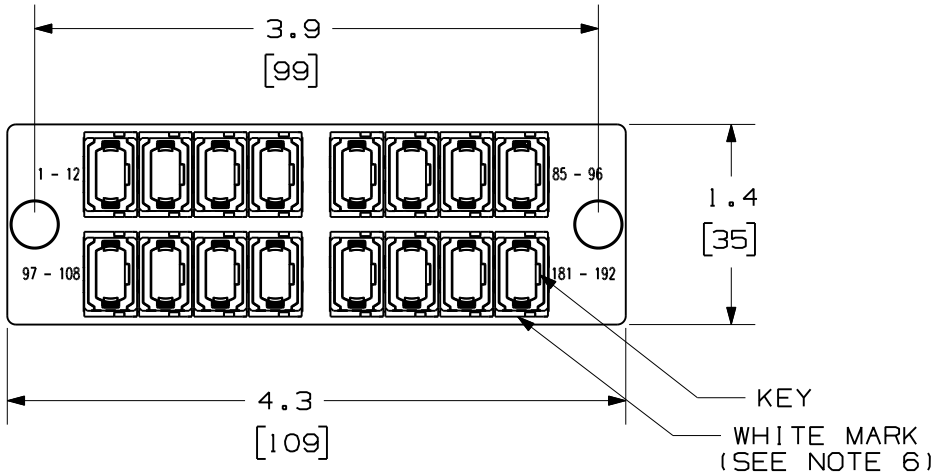

NOTES:

1. SEE CURRENT CATALOG FOR PART NUMBER SUFFIXES TO INDICATE COLOR AND/OR PACKAGE QUANTITIES.
2. SEE CATALOG FOR COMPLETE LIST OF PARTS APPLICABLE FOR USE WITH THIS PRODUCT.
3. MATERIALS:
   A. PLATE: C.R.S. POWDER COATED.
   B. ADAPTER: COMPOSITE WITH METAL CLIP.
   C. ALL MATERIALS AND COMPONENTS USED MEET THE MATERIAL RESTRICTIONS OF RoHS, (EUROPEAN DIRECTIVE 2002/95/EC ON THE RESTRICTION OF HAZARDOUS SUBSTANCES) AS PROPOSED BY THE RoHS TECHNICAL ADAPTATION COMMITTEE.
4. ADAPTERS ARE SUPPLIED WITH TWO DUST PLUGS.
5. DIMENSIONS IN BRACKETS ARE METRIC.
6. WHITE MARK ON MPO ADAPTER CORRELATES TO FIRST FIBER ON INSTALLED MPO/MTP CONNECTOR.

DUST PLUGS NOT SHOWN FOR CLARITY

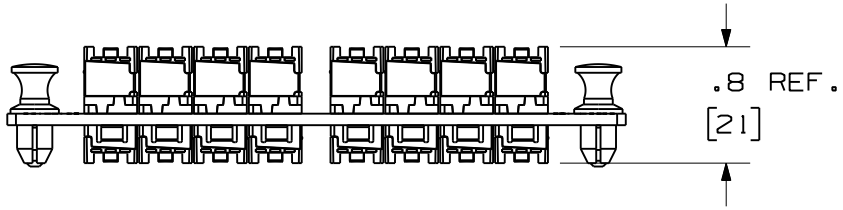

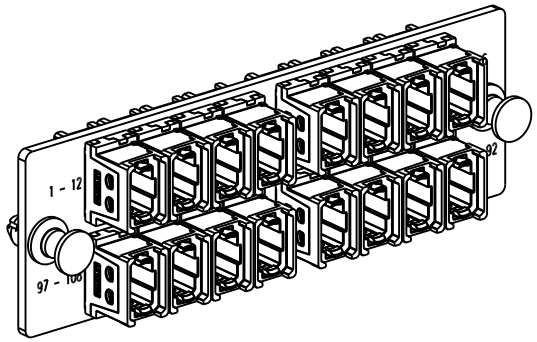

REV	DATE	BY	CHK	DESCRIPTION	ECN - R	CUST	SUP	OTH
R	03-09-11	MC		RELEASED TO PRODUCTION	01945-159			

16 POSITION HORIZONTAL
MPO FIBER ADAPTER PANEL
CUSTOMER DRAWING

PANDUIT™ CORP.
TINLEY PARK, ILL 60477

THIRD ANGLE PROJECTION

ALL DIMENSIONS ARE GIVEN IN INCHES UNLESS OTHERWISE SPECIFIED.
DIMENSIONAL TOLERANCES ARE:
(.X) (.XXX)±.010 [0.3]
(.XX)±.03 [0.8] ANGLES

DRAWN BY: MC
DATE: 02-28-11
CHK'D:
REVIEW DRAWING NUMBERS

DRAWING FILENAME: M01945VY_DC/00A
SCALE: NONE
PART NO.: FAPH1612BLMPO, FAPH1612CGMPO
DRAWING NO.: 01945-159
SIZE: A