



Description

Modulo is a range of installation boxes from Schneider Electric. There is a range of models for every need, from single to multi-station boxes to be mounted in brick walls, or in the ceiling. Some of the items are supplied in pre-packed kits.

The Modulo boxes are resistant to cold and heat and can safely be installed in most environments. All metal parts are zinc-plated to eliminate risk of corrosion, and the plastic parts withstand a glow wire test of 650°.

The boxes can be used for most wiring device ranges with c/c 60 mm fixing centres, including horizontal and vertical combinations.

Applications

Complete range of flush-mounted boxes for brick walls. Suitable for most environments in residential and industrial buildings.

Benefits

- Good rigidity of the box
- High-speed screws for quick assembly
- No tools needed to remove knock-outs
- No risk for injuries – knock-outs that are clean cut to leave neither sharp edges nor burrs
- Smart solution – knock-outs of various sizes in the same box
- Universal box – handles wiring devices with c/c 60 mm fixing centres
- Meets most requirements of wiring device combinations
- Self-instructive and functional design

Technical and Material data

Material, box	PS (polystyrene)
Density	1.04 g/cm ³
Material, accessories	PC/ABS
Density	1.15 g/cm ³
Colour specifications	<ul style="list-style-type: none"> • Blue RAL 5015 • White RAL 9010
Degree of protection	IP20
Temperature range	Operating temperature from -5°C to +60°C
Standards	IEC 60670-1 Boxes and enclosures for electrical accessories IEC 61995-1 Devices for the connection of luminaires

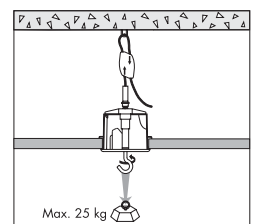
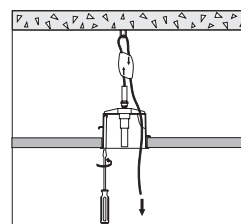
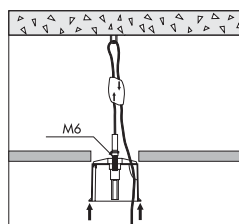
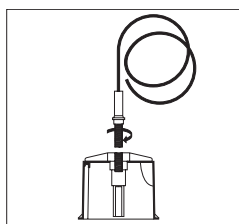
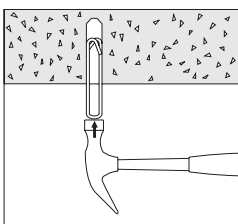
Product Environmental Facts

Product Environmental Fact documents are available on PI@net.

Please note that this document only includes new and brand migrated products.

Mounting of ceiling box

Mounting principles of ceiling DCL box with suspension chimney and Grippe suspension kit.



Wall box

Type	Colour	Box dim. A/B/C (mm)		Qty per package	EAN code	Internal ID-No.	Ref. No.
Wall box with flush cover							
Wall box kit including flush cover with IPX4 DCL outlet and blanking plate, lighting plug with E27 base and DCL plug 2P E, 6A/250 V AC. Material: PS, ABS, PC/ABS.							
P112331 	Blue	95/67/67		10	3606480149474	20061348	ALB71821

Ceiling boxes

Ceiling box with flush cover							
Ceiling box kit including flush cover with IPX4 DCL outlet and blanking plate, hook, and lighting plug with E27 base and DCL plug 2P E, 6A/250 V AC. Material: PS, PA6.6, ABS, PC/ABS, steel.							
P112332 	Blue	105/67/67		10	3606480149498	20061349	ALB71830
Ceiling box with surface cover and suspension chimney							
Ceiling box kit including surface cover with IPX4 DCL outlet and blanking plate, suspension chimney, hook, and lighting plug with E27 base and DCL plug 2P E, 6A/250 V AC. Material: PS, PA6.6, ABS, PC/ABS, steel.							
P112333 	Blue	95/67/67		10	3606480149504	20061350	ALB71831

Junction boxes

Junction box							
Junction box including screw-fixed flush cover and screws. Intended for mounting in brick walls. Material: PS (polystyrene).							
P118386 	Blue	60/25/60		10	3295150045064	20060710	ENN04506
P120801 	Blue	80/30/80		10	3295150045088	20060750	ENN04508
P120889 	Blue	105/42/105		5	3295150045101	20060711	ENN04510
P120887 	Blue	130/30/130		5	3295150045125	20060713	ENN04512
P120888 	Blue	135/47/135		5	3295150045132	20060714	ENN04513
P120902 	Blue	100/45/160		5	3295150045156	20060716	ENN04515
P120900 	Blue	165/47/165		5	3295150045163	20060717	ENN04516
Junction box for dry walls							
Junction box including screw-fixed flush cover and screws. Intended for mounting in dry brick walls. Material: PS (polystyrene).							
P120863 	Blue	160/45/220		5	3295150045200	20060719	ENN04520
P120866 	Blue	213/60/292		1	3295150045286	20060721	ENN04528

Junction boxes, DIY

Type	Colour	Box dim. A/B/C (mm)		Qty per package	EAN code	Internal ID-No.	Ref. No.
Junction box							
Junction box including screw-fixed flush cover and screws. Intended for mounting in brick walls. Material: PS (polystyrene).							
P120901		80x80 mm including protective cover	Blue	80/30/80	1	3295150045903	20060735 ENN04590
P120889		105x105 mm	Blue	105/42/105	1	3295150045910	20060736 ENN04591
P120888		135x135 mm	Blue	135/47/135	1	3295150045927	20060737 ENN04592
P120900		165x165 mm	Blue	165/47/165	1	3295150045934	20060738 ENN04593

Accessories

Square covers							
Flush cover including screws. Intended for junction boxes. Material: PS (polystyrene).							
P120960		78x78 mm	White	77/17/77	1	3295150091917	20064023 ENN09191
P120958		100x100 mm	White	99/19/99	1	3295150091924	20064024 ENN09192
P120905		128x128 mm	White	128/25/128	1	3295150094901	20064029 ENN09490
P120904		144x144 mm	White	143/25/143	1	3295150094932	20064030 ENN09493
P120957		152x152 mm	White	151/26/151	1	3295150091948	20064025 ENN09194
P120906		183x183 mm	White	183/25/183	1	3295150094963	20064031 ENN09496
Rectangular covers							
Flush cover including screws. Intended for junction boxes. Material: PS (polystyrene).							
P120959		120x185 mm	White	119/24/184	1	3295150091955	20064026 ENN09195
P120962		185x245 mm	White	185/25/245	1	3295150091979	20064027 ENN09197
P120961		257x320 mm	White	257/25/319.5	1	3295150091986	20064028 ENN09198