



Product Environmental Profile

HMIG3U,5U Open box for universal Panel



Product Environmental Profile - PEP

Product overview

The main purpose of the HMIG3U,5U is to make available Graphic Operator Interface.

This range consists of: HMIG3U,5U.

The representative product used for the analysis is HMIG5U.

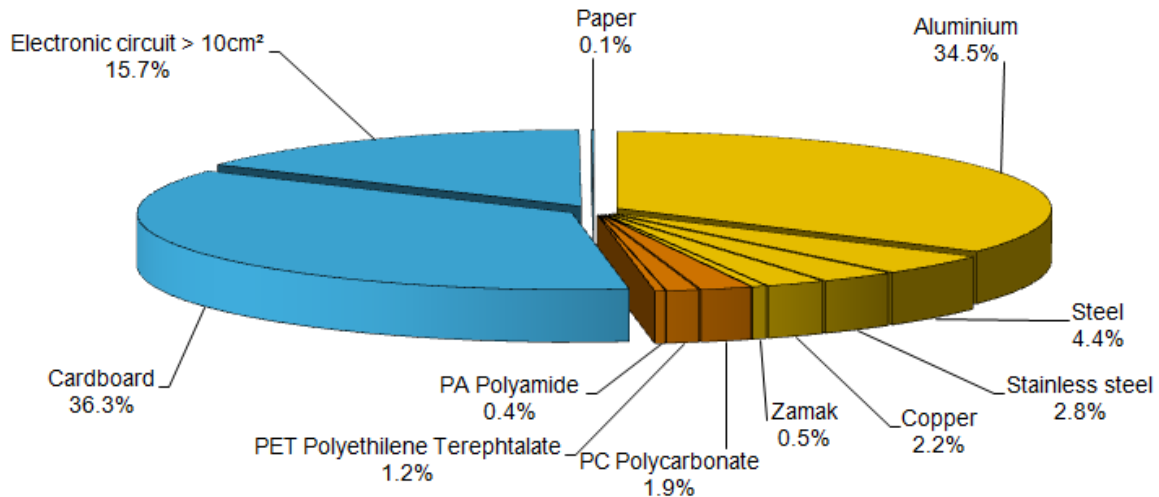
The environmental impacts of this referenced product are representative of the impacts of the other products of the range which are developed with a similar technology.

The environmental analysis was performed in conformity with ISO 14040.

Constituent materials

The mass of the product range is from 1,000g and 2,000g including packaging. It is 1,092 g for the HMIG5U.

The constituent materials are distributed as follows:



Substance assessment

Products of this range are designed in conformity with the requirements of the European RoHS Directive 2011/65/EU and do not contain, or only contain in the authorised proportions, lead, mercury, cadmium, hexavalent chromium or flame retardants (polybrominated biphenyls - PBB, polybrominated diphenyl ethers - PBDE) as mentioned in the Directive

Details of ROHS and REACH substances information are available on the Schneider-Electric [Green Premium website](http://www2.schneider-electric.com/sites/corporate/en/products-services/green-premium/green-premium.page) .
(<http://www2.schneider-electric.com/sites/corporate/en/products-services/green-premium/green-premium.page>)

Manufacturing

The HMIG3U,5U product range is manufactured at a Schneider Electric production site on which an ISO14001 certified environmental management system has been established.

Distribution

The weight and volume of the packaging have been optimized, based on the European Union's packaging directive.

The HMIG3U,5U packaging weight is 403 g. It consists of "Package box (396g)", "Paper (1g)", and "Antistatic bag (6g)".

The weight of recycled materials used is 98% of total packaging mass.

The product distribution flows have been optimised by setting up local distribution centres close to the market areas.

Use

The products of the HMIG3U,5U range do not generate environmental pollution (noise, emissions) requiring special precautionary measures in standard use.

The electrical power consumption depends on the conditions under which the product is implemented and used. The electrical power consumed by the HMIG3U,5U range is between 20W and 28 W. It is 28W in active mode and 100% in standby mode for the referenced HMIG5U.

Product Environmental Profile - PEP

End of life

At end of life, the products in the HMIG3U,5U have been optimized to decrease the amount of waste and allow recovery of the product components and materials.

This product range contains Electronic Board that should be separated from the stream of waste so as to optimize end-of-life treatment by special treatments. The location of these components and other recommendations are given in the End of Life Instruction document which is available for this product range on the Schneider-Electric Green Premium website [Green Premium website](http://www2.schneider-electric.com/sites/corporate/en/products-services/green-premium/green-premium.page) (<http://www2.schneider-electric.com/sites/corporate/en/products-services/green-premium/green-premium.page>).

The recyclability potential of the products has been evaluated using the "ECO DEEE recyclability and recoverability calculation method" (version V1, 20 Sep. 2008 presented to the French Agency for Environment and Energy Management: ADEME).

According to this method, the potential recyclability ratio without packaging is: 64%.

As described in the recyclability calculation method this ratio includes only metals and plastics which have proven industrial recycling processes.

Environmental impacts

Life cycle assessment has been performed on the following life cycle phases: Materials and Manufacturing (M), Distribution (D), Installation (I) Use (U), and End of life (E).

Modeling hypothesis and method:

- the calculation was performed on the HMIG5U.

- product packaging: is included

- installation components: no special components included.

- scenario for the Use phase: this product range is included in the category Energy consuming product: (assumed service life is 10 years and use scenario is: the consumed power 28W and 100% service uptime (based on the real using data).

- the electrical power model used for calculation is European model.

End of life impacts are based on a worst case transport distance to the recycling plant (1000km)

Presentation of the product environmental impacts

Environmental indicators	Unit	HMIG5U					
		S = M + D + I + U + E	M	D	I	U	E
Air Acidification (AA)	kg H+ eq	1.9589E-01	4.4466E-03	1.2674E-03	0.0000E+00	1.9017E-01	1.4126E-05
Air toxicity (AT)	m ³	2.4252E+08	5.6558E+06	1.8519E+06	0.0000E+00	2.3499E+08	2.1038E+04
Energy Depletion (ED)	MJ	2.8525E+04	3.0393E+02	1.4166E+02	0.0000E+00	2.8079E+04	1.0142E+00
Global Warming Potential (GWP)	kg CO ₂ eq.	1.4501E+03	2.1700E+01	1.1106E+01	0.0000E+00	1.4172E+03	7.1990E-02
Hazardous Waste Production (HWP)	kg	2.4815E+01	1.2996E+00	1.8739E-03	0.0000E+00	2.3513E+01	8.9077E-08
Ozone Depletion Potential (ODP)	kg CFC-11 eq.	8.7596E-05	2.6950E-06	7.9270E-06	0.0000E+00	7.6974E-05	1.3636E-10
Photochemical Ozone Creation Potential (POCP)	kg C ₂ H ₄ eq.	5.1206E-01	6.1478E-03	1.0183E-02	0.0000E+00	4.9572E-01	1.7918E-05
Raw Material Depletion (RMD)	Y-1	2.3460E-13	2.0252E-13	1.9397E-16	0.0000E+00	3.1889E-14	1.4707E-18
Water Depletion (WD)	dm ³	4.2298E+03	1.5711E+02	1.3474E+01	0.0000E+00	4.0592E+03	7.4724E-03
Water Eutrophication (WE)	kg PO ₄ ³⁻ eq.	4.9135E-03	1.3550E-03	2.2781E-04	0.0000E+00	3.3306E-03	1.3372E-07
Water Toxicity (WT)	m ³	4.1430E+02	5.7664E+00	1.6100E+00	0.0000E+00	4.0689E+02	3.0762E-02

Life cycle assessment has been performed with the EIME software (Environmental Impact and Management Explorer), version 5 and with its database version 2013-02.

The Use phase is the life cycle phase which has the greatest impact on the majority of environmental indicators.

Depending on the impact analysis, the environmental indicators (without RMD) of other products in this family may be proportional extrapolated by energy consumption values. For RMD, impact may be proportional extrapolated by mass of the product.

System approach

As the products of the range are designed in accordance with the European RoHS Directive 2011/65/EU, they can be incorporated without any restriction in an assembly or an installation subject to this Directive.

Please note that the values given above are only valid within the context specified and cannot be used directly to draw up the environmental assessment of an installation.

Glossary

Raw Material Depletion (RMD)	This indicator quantifies the consumption of raw materials during the life cycle of the product. It is expressed as the fraction of natural resources that disappear each year, with respect to all the annual reserves of the material.
Energy Depletion (ED)	This indicator gives the quantity of energy consumed, whether it be from fossil, hydroelectric, nuclear or other sources. This indicator takes into account the energy from the material produced during combustion. It is expressed in MJ.
Water Depletion (WD)	This indicator calculates the volume of water consumed, including drinking water and water from industrial sources. It is expressed in dm ³ .
Global Warming (GW)	The global warming of the planet is the result of the increase in the greenhouse effect due to the sunlight reflected by the earth's surface being absorbed by certain gases known as "greenhouse-effect" gases. The effect is quantified in gram equivalent of CO ₂ .
Ozone Depletion (OD)	This indicator defines the contribution to the phenomenon of the disappearance of the stratospheric ozone layer due to the emission of certain specific gases. The effect is expressed in gram equivalent of CFC-11.
Air Toxicity (AT)	This indicator represents the air toxicity in a human environment. It takes into account the usually accepted concentrations for several gases in the air and the quantity of gas released over the life cycle. The indication given corresponds to the air volume needed to dilute these gases down to acceptable concentrations.
Photochemical Ozone Creation (POC)	This indicator quantifies the contribution to the "smog" phenomenon (the photochemical oxidation of certain gases which generates ozone) and is expressed in gram equivalent of ethylene (C ₂ H ₄).
Air Acidification (AA)	The acid substances present in the atmosphere are carried by rain. A high level of acidity in the rain can cause damage to forests. The contribution of acidification is calculated using the acidification potentials of the substances concerned and is expressed in mode equivalent of H ⁺ .
Water Toxicity (WT)	This indicator represents the water toxicity. It takes into account the usually accepted concentrations for several substances in water and the quantity of substances released over the life cycle. The indication given corresponds to the water volume needed to dilute these substances down to acceptable concentrations.
Hazardous Waste Production (HWP)	This indicator calculates the quantity of specially treated waste created during all the life cycle phases (manufacturing, distribution and utilization). For example, special industrial waste in the manufacturing phase, waste associated with the production of electrical power, etc. It is expressed in kg.

PEP achieved with Schneider-Electric TT01 V9 and TT02 V18 procedures in compliance with ISO14040 series standards

Schneider Electric Industries SAS

35, rue Joseph Monier
CS 30323
F- 92506 Rueil Malmaison Cedex
RCS Nanterre 954 503 439
Capital social 896 313 776 €

www.schneider-electric.com

Published by: Schneider Electric