

Product Environmental Profile

Connected Single Socket Outlet





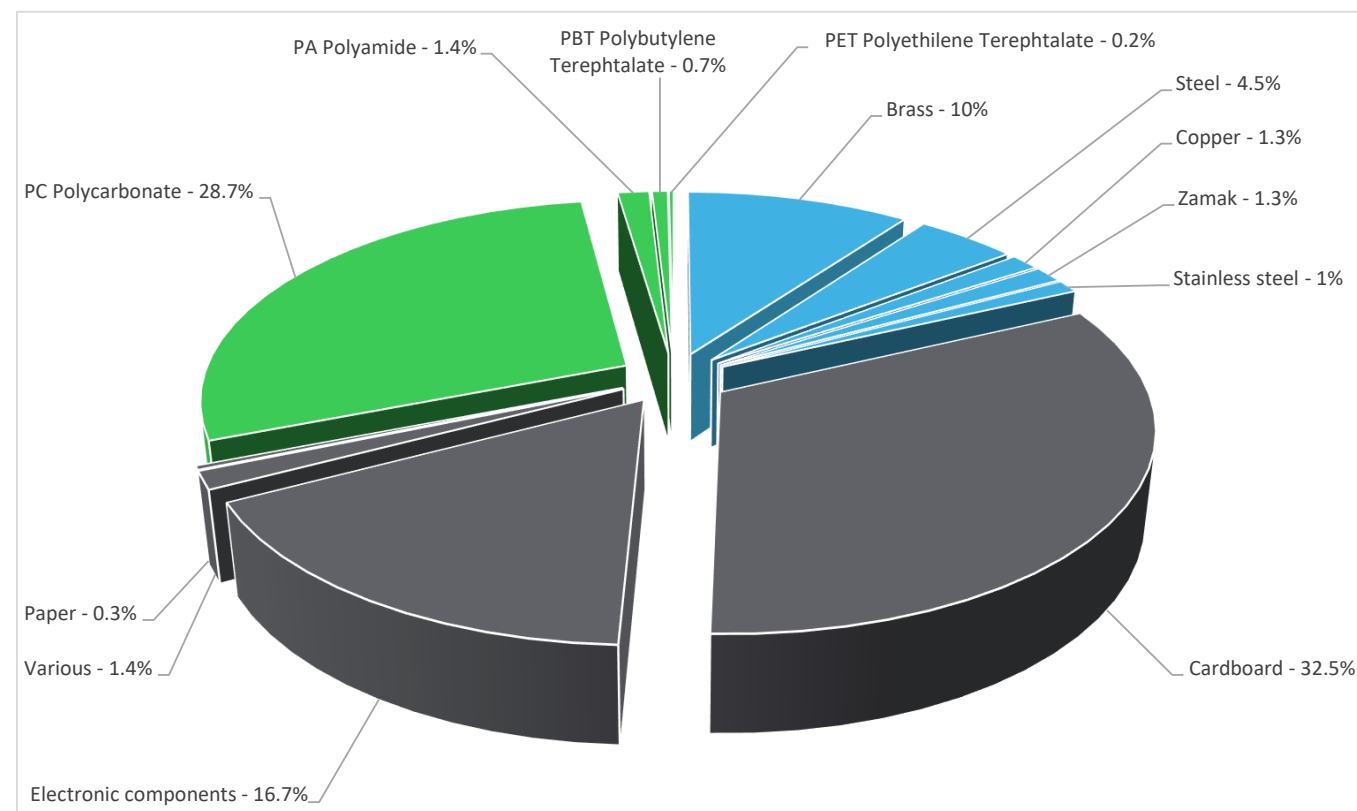
General information

Representative product	Connected Single Socket Outlet - S520559
Description of the product	<p>The Connected single socket outlet 16A is equipped with a smart socket. Use in new build or retrofit installation for controlling electrical devices through the push button on the device, app or by voice command (Amazon Alexa, Google Home) when add. 3rd party devices are in use. Fully compatible with Schneider Electric Wiser platform with extensive functionalities such as energy monitoring, scheduling, timer, automation, moments and much more. With the smart socket you can control and monitor the plugged-in load.</p> <p>The device is equipped with a temperature protection mechanism. When the device is used with a high load over a long time, the mechanism can switch the smart socket off.</p>
Functional unit	<p>This Product is to Connect/Disconnect for 20 years the plug of a load consuming 16A under a voltage of 230V while protecting the user from direct contact with live parts and with a protection class IP20 & IK02 with the following standards,</p> <p>General standards: IEC 61000-4-2, IEC 61000-4-4, IEC 61000-4-5, IEC 61000-4-6, IEC 61000-4-8, CISPR 22, IEC 61000-4-3, IEC61000-4-11</p> <p>Socket standards: IEC 60884-1:2013 Ed 3.2,</p> <p>Switch Standards: IEC 60669-1:2017 Ed 4, IEC 60669-2-1:2015 Ed 4.2, IEC 60669-2-5:2013 Ed 1</p> <p>RF Standard: ETSI EN 300328</p>



Constituent materials

Reference product mass **125 g** including the product, its packaging and additional elements and accessories



Plastics	31.0%
Metals	18.1%
Others	50.9%

Substance assessment

Products of this range are designed in conformity with the requirements of the RoHS directive (European Directive 2011/65/EU of 2 January 2013, amended in March 2015, 2015/863/EU and in November 2017, 2017/2102/EU) and do not contain, or only contain in the authorised proportions, lead, mercury, cadmium, hexavalent chromium or flame retardants (polybrominated biphenyls - PBB, polybrominated diphenyl ethers – PBDE), Bis (2-ethylhexyl)phthalate - DEHP, Benzyl butyl phthalate– BBP, Dibutyl phthalate - DBP, Diisobutyl phthalate - DIBP) as mentioned in the Directive.

Details of ROHS and REACH substances information are available on the Schneider-Electric Green Premium website

<http://www2.schneider-electric.com/sites/corporate/en/products-services/green-premium/green-premium.page>

Additional environmental information

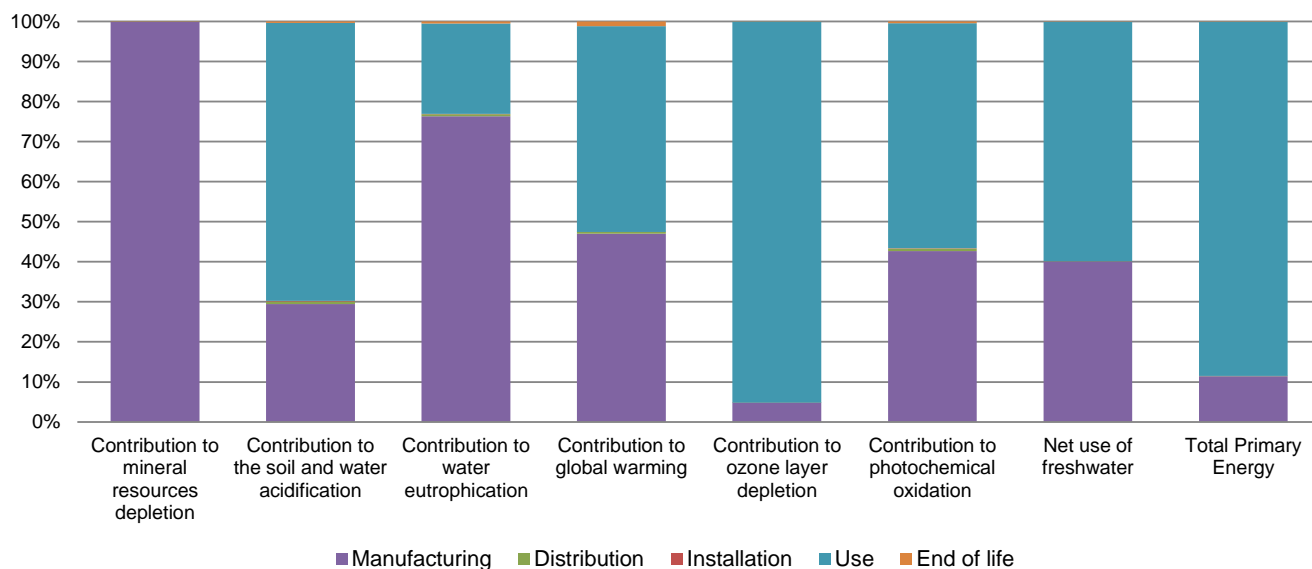
The Connected Single Socket Outlet presents the following relevant environmental aspects

Manufacturing	Manufactured at a Schneider Electric production site ISO14001 certified
Distribution	Weight and volume of the packaging optimized, based on the European Union's packaging directive Packaging weight is 42.5 g, consisting of Cardboard 99% and Paper 1% Product distribution optimised by setting up local distribution centres
Installation	This product does not require special installation operation. The disposal of the packaging materials are accounted for during the installation phase (including transport to disposal).
Use	The product does not require special maintenance operations.
End of life	End of life optimized to decrease the amount of waste and allow recovery of the product components and materials This product contains Electronics Parts (PCBA) 25.6g that should be separated from the stream of waste so as to optimize end-of-life treatment. The location of these components and other recommendations are given in the End of Life Instruction document which is available on the Schneider-Electric Green Premium website http://www2.schneider-electric.com/sites/corporate/en/products-services/green-premium/green-premium.page Recyclability potential: 25% Based on "ECO'DEEE recyclability and recoverability calculation method" (version V1, 20 Sep. 2008 presented to the French Agency for Environment and Energy Management: ADEME).

Environmental impacts

Reference life time	20 years			
Product category	Power socket			
Installation elements	End of Life of the Packaging materials for installation			
Use scenario	Load rate: 50 % of 16A Use rate: 50% of the RLT (20 Years)			
Geographical representativeness	France			
Technological representativeness	The Modules of Technologies such as material production, manufacturing process and transport technology used in this PEP analysis (LCA-EIME in this case) are Similar and representative of the actual type of technologies used to make the product in production.			
Energy model used	Manufacturing	Installation	Use	End of life
	Manufacturing Plant Location: RIGA, Latvia	Electricity Mix; AC; consumption mix, at consumer; 230V; FR	Electricity Mix; AC; consumption mix, at consumer; 230V; FR	Electricity Mix; AC; consumption mix, at consumer; 230V; FR

Compulsory indicators		Connected Single Socket Outlet - S520559					
Impact indicators	Unit	Total	Manufacturing	Distribution	Installation	Use	End of Life
Contribution to mineral resources depletion	kg Sb eq	1.93E-03	1.93E-03	0*	0*	9.89E-07	0*
Contribution to the soil and water acidification	kg SO ₂ eq	2.22E-02	6.55E-03	1.47E-04	1.92E-05	1.54E-02	7.51E-05
Contribution to water eutrophication	kg PO ₄ ³⁻ eq	6.31E-03	4.82E-03	3.39E-05	4.65E-06	1.42E-03	3.35E-05
Contribution to global warming	kg CO ₂ eq	8.49E+00	4.00E+00	3.23E-02	4.60E-03	4.36E+00	9.87E-02
Contribution to ozone layer depletion	kg CFC11 eq	9.92E-06	4.76E-07	0*	0*	9.44E-06	3.46E-09
Contribution to photochemical oxidation	kg C ₂ H ₄ eq	1.59E-03	6.77E-04	1.05E-05	1.43E-06	8.91E-04	6.60E-06
Resources use	Unit	Total	Manufacturing	Distribution	Installation	Use	End of Life
Net use of freshwater	m ³	8.28E-02	3.32E-02	0*	0*	4.95E-02	5.32E-05
Total Primary Energy	MJ	4.38E+02	4.99E+01	4.56E-01	6.00E-02	3.87E+02	3.30E-01



Optional indicators		Connected Single Socket Outlet - S520559					
Impact indicators	Unit	Total	Manufacturing	Distribution	Installation	Use	End of Life
Contribution to fossil resources depletion	MJ	8.10E+01	4.01E+01	4.53E-01	5.96E-02	4.01E+01	2.69E-01
Contribution to air pollution	m ³	6.45E+02	5.37E+02	1.37E+00	1.83E-01	1.04E+02	2.40E+00
Contribution to water pollution	m ³	6.53E+02	4.71E+02	5.30E+00	6.97E-01	1.71E+02	4.59E+00
Resources use	Unit	Total	Manufacturing	Distribution	Installation	Use	End of Life
Use of secondary material	kg	3.76E-03	3.76E-03	0*	0*	0*	0*
Total use of renewable primary energy resources	MJ	2.08E+01	2.48E+00	0*	0*	1.83E+01	0*
Total use of non-renewable primary energy resources	MJ	4.17E+02	4.74E+01	4.55E-01	5.99E-02	3.69E+02	3.30E-01
Use of renewable primary energy excluding renewable primary energy used as raw material	MJ	1.91E+01	7.99E-01	0*	0*	1.83E+01	0*
Use of renewable primary energy resources used as raw material	MJ	1.68E+00	1.68E+00	0*	0*	0*	0*
Use of non renewable primary energy excluding non renewable primary energy used as raw material	MJ	4.14E+02	4.46E+01	4.55E-01	5.99E-02	3.69E+02	3.30E-01
Use of non renewable primary energy resources used as raw material	MJ	2.81E+00	2.81E+00	0*	0*	0*	0*
Use of non renewable secondary fuels	MJ	0.00E+00	0*	0*	0*	0*	0*
Use of renewable secondary fuels	MJ	0.00E+00	0*	0*	0*	0*	0*


Waste categories	Unit	Total	Manufacturing	Distribution	Installation	Use	End of Life
Hazardous waste disposed	kg	6.61E+00	6.26E+00	0*	0*	0*	3.56E-01
Non hazardous waste disposed	kg	1.08E+01	3.57E+00	1.15E-03	0*	7.21E+00	0*
Radioactive waste disposed	kg	1.19E-01	8.17E-04	0*	0*	1.19E-01	0*
Other environmental information	Unit	Total	Manufacturing	Distribution	Installation	Use	End of Life
Materials for recycling	kg	1.40E-01	1.24E-02	0*	8.45E-02	0*	4.32E-02
Components for reuse	kg	0.00E+00	0*	0*	0*	0*	0*
Materials for energy recovery	kg	2.55E-02	0*	0*	0*	0*	2.55E-02
Exported Energy	MJ	2.69E-04	2.52E-05	0*	2.43E-04	0*	0*

* represents less than 0.01% of the total life cycle of the reference flow

Life cycle assessment performed with EIME version EIME v5.9.1, database version 2016-11 in compliance with ISO14044.

The Manufacturing phase is impacting on Indicator of Abiotic depletion (elements, ultimate reserves) (ADPe for EN15804) & Eutrophication (fate not incl.) (EP for EN15804). The Manufacturing phase & Use phase are impacting equally on Indicators Global warming (GWP100) (GWP for EN15804), Photochemical oxidation (high NOx) (POCP for EN15804) & Net use of freshwater (NUFW). And the Use phase is impacting on the rest of the Indicators Acidification potential of soil and water (total average for Europe) (A for PEP), Ozone layer depletion ODP steady state (ODP for EN15804) & Total Primary Energy (TPE).

Please note that the values given above are only valid within the context specified and cannot be used directly to draw up the environmental assessment of an installation.

Registration number :	SCHN-00662-V01.01-EN	Drafting rules	PCR-ed3-EN-2015 04 02
Verifier accreditation N°	VH39	Supplemented by	PSR-0005-ed2-EN-2016 03 29
Date of issue	06/2021	Information and reference documents	www.pep-ecopassport.org
		Validity period	5 years
Independent verification of the declaration and data, in compliance with ISO 14025 : 2010			
Internal	External	X	
The PCR review was conducted by a panel of experts chaired by Philippe Osset (SOLINNEN)			
PEP are compliant with XP C08-100-1 :2016			
The elements of the present PEP cannot be compared with elements from another program.			
Document in compliance with ISO 14025 : 2010 « Environmental labels and declarations. Type III environmental declarations »			
			

Schneider Electric Industries SAS
Country Customer Care Center
<http://www.schneider-electric.com/contact>
35, rue Joseph Monier
CS 30323
F- 92506 Rueil Malmaison Cedex
RCS Nanterre 954 503 439
Capital social 896 313 776 €

www.schneider-electric.com

Published by Schneider Electric

SCHN-00662-V01.01-EN

© 2019 - Schneider Electric – All rights reserved

06/2021