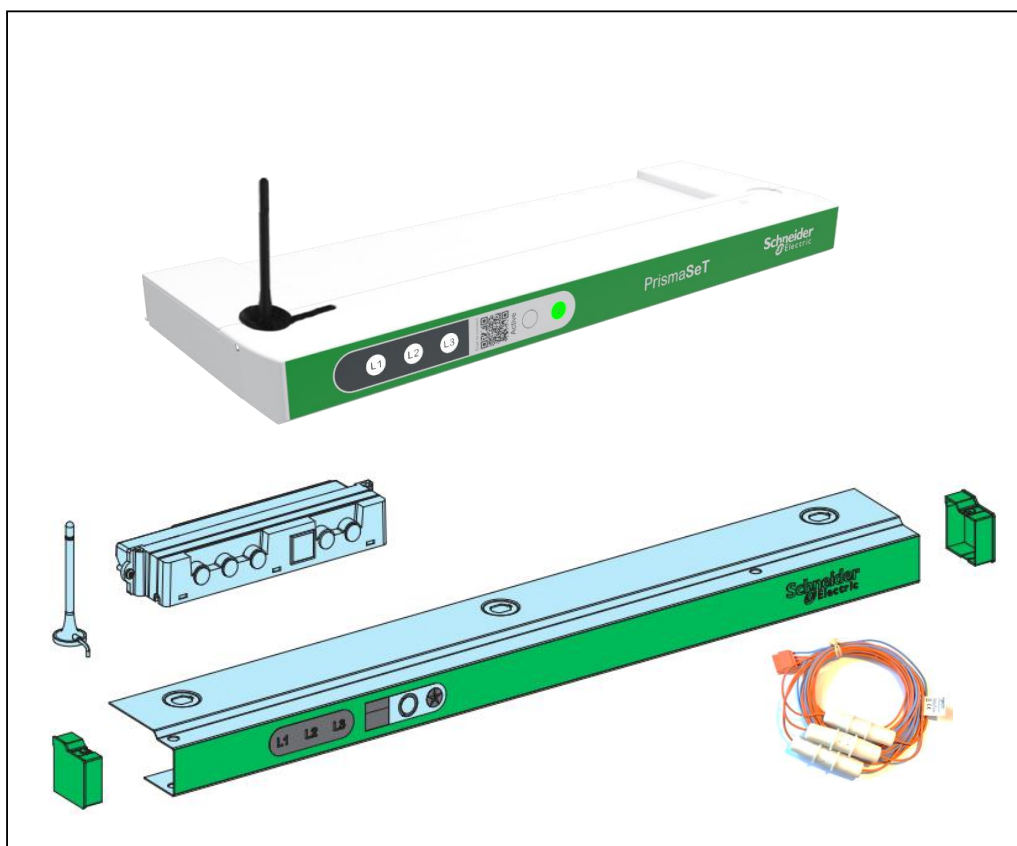


# Product Environmental Profile

## PrismaSeT Wireless Panel Server with Accessories





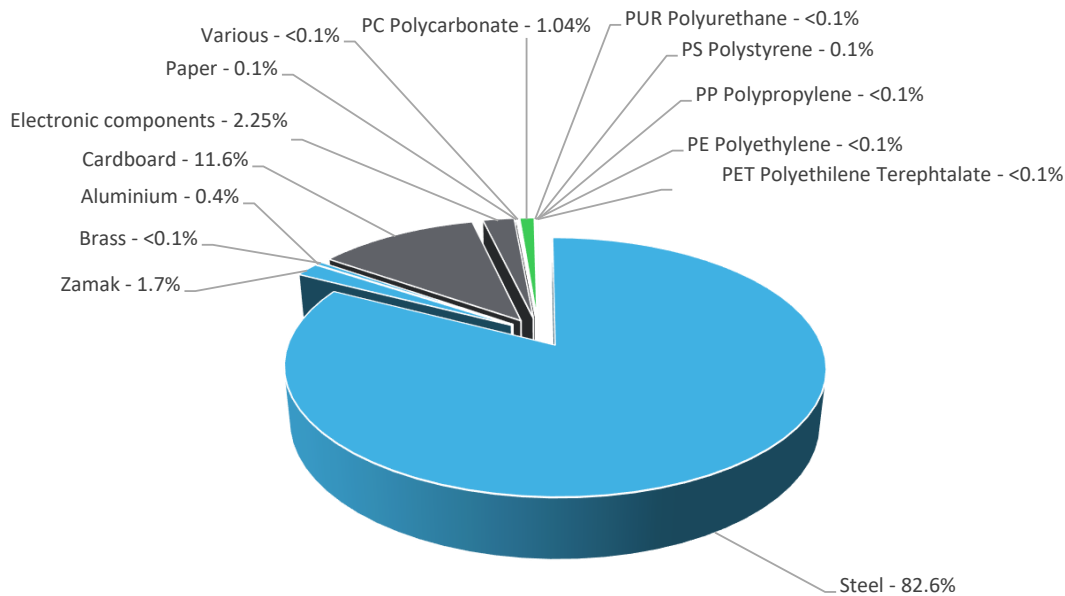
## General information

<b>Representative product</b>	PrismaSeT Wireless Panel Server with Accessories - LVS08750D
<b>Description of the product</b>	<p>DPAS is the gateway module which act as voltage loss indicator and sends the voltage loss information through LoRa network. Also it acts as Zigbee to Lora gateway to send critical alarms and measurements of connected sensors.</p> <p>Upstream Interface : LoRa                  Downstream Interface : Zigbee                  Commisioning interface : BLE                  Operating Temperature : -10 to 70 C                  Operating Voltage : 230V +/- 15%                  Operating Current : 10mA</p>
<b>Functional unit</b>	<p>The main purpose of this device to send the critical alarms from the zigbee sensors over a Lora network to end user, during 10 Years.</p> <p>Rated Voltage U (V): 230 VAC L-N                  Rated current in continuous operation In(A): 0.001 A                  Number of poles Np: 3                  Standards: IEC 61010-2-201:2017; ETSI EN 300328 V2.1.1; EN 50081:2012</p>



## Constituent materials

<b>Reference product mass</b>	21872 g including the product, its packaging and additional elements and accessories
-------------------------------	--



Plastics	1.3%
Metals	84.7%
Others	14.0%

## Substance assessment

Products of this range are designed in conformity with the requirements of the RoHS directive (European Directive 2011/65/EU of 2 January 2013, amended in March 2015, 2015/863/EU and in November 2017, 2017/2102/EU) and do not contain, or only contain in the authorised proportions, lead, mercury, cadmium, hexavalent chromium or flame retardants (polybrominated biphenyls - PBB, polybrominated diphenyl ethers – PBDE), Bis (2-ethylhexyl)phthalate - DEHP, Benzyl butyl phthalate– BBP, Dibutyl phthalate - DBP, Diisobutyl phthalate - DIBP) as mentioned in the Directive.

Details of ROHS and REACH substances information are available on the Schneider-Electric Green Premium website

<http://www2.schneider-electric.com/sites/corporate/en/products-services/green-premium/green-premium.page>

## Additional environmental information

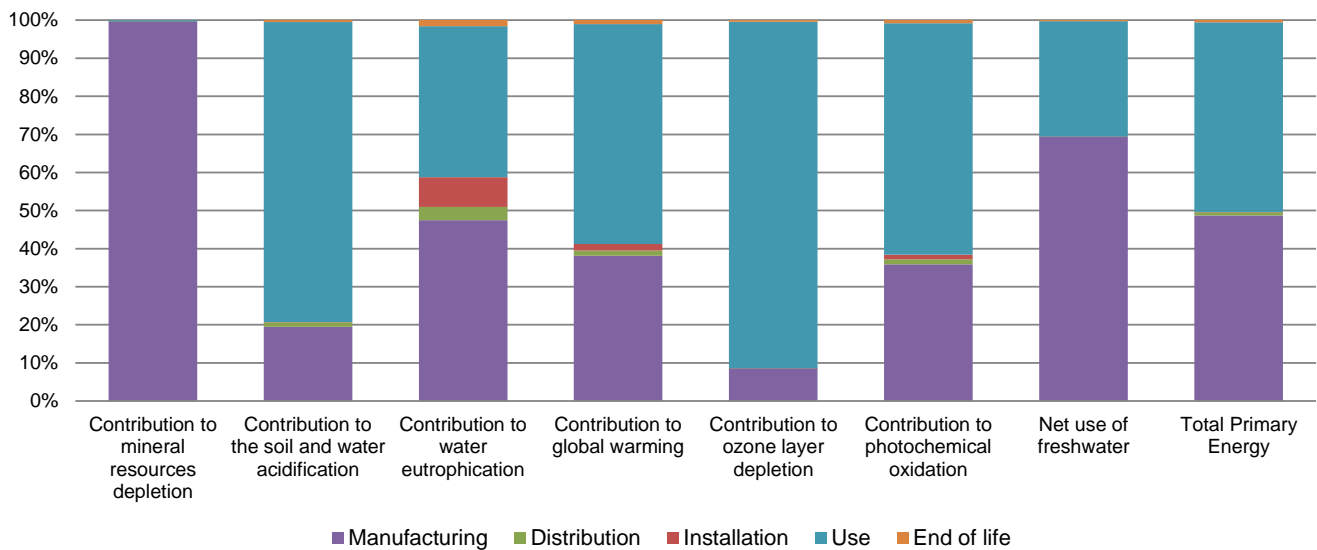
The PrismaSeT Wireless Panel Server with Accessories presents the following relevant environmental aspects

<b>Manufacturing</b>	Manufactured at a Schneider Electric production site ISO14001 certified
<b>Distribution</b>	Weight and volume of the packaging optimized, based on the European Union's packaging directive Packaging weight is 2452.3 g, consisting of Cardboard (98.80%), PE film (0.41%), Paper (0.79%) Product distribution optimised by setting up local distribution centres
<b>Installation</b>	The product does not require special installation procedure and requires little to no energy to install. The disposal of the packaging materials are accounted for during the installation phase (including transport to disposal).
<b>Use</b>	The product does not require special maintenance operations.
<b>End of life</b>	End of life optimized to decrease the amount of waste and allow recovery of the product components and materials  This product contains Dpas Lora PCBA Board - 124.5 g that should be separated from the stream of waste so as to optimize end-of-life treatment.  The location of these components and other recommendations are given in the End of Life Instruction document which is available on the Schneider-Electric Green Premium website  <a href="http://www2.schneider-electric.com/sites/corporate/en/products-services/green-premium/green-premium.page">http://www2.schneider-electric.com/sites/corporate/en/products-services/green-premium/green-premium.page</a>  Recyclability potential: <b>92%</b> Based on "ECO'DEEE recyclability and recoverability calculation method" (version V1, 20 Sep. 2008 presented to the French Agency for Environment and Energy Management: ADEME).

## Environmental impacts

<b>Reference life time</b>	10 years			
<b>Product category</b>	Other equipments - Active product			
<b>Installation elements</b>	End of Life of the Packaging			
<b>Use scenario</b>	Power disipation at 100% load rate is 2.3 W.			
<b>Geographical representativeness</b>	Europe			
<b>Technological representativeness</b>	The Modules of Technologies such as material production, manufacturing process and transport technology used in this PEP analysis (LCA-EIME in this case) are Similar and representative of the actual type of technologies used to make the product.			
<b>Energy model used</b>	<b>Manufacturing</b>	<b>Installation</b>	<b>Use</b>	<b>End of life</b>
	Energy model used: Latvia	Electricity Mix; AC; consumption mix, at consumer; < 1kV; EU-27	Electricity Mix; AC; consumption mix, at consumer; < 1kV; EU-27	Electricity Mix; AC; consumption mix, at consumer; < 1kV; EU-27

Compulsory indicators		PrismaSeT Wireless Panel Server with Accessories - LVS08750D					
Impact indicators	Unit	Total	Manufacturing	Distribution	Installation	Use	End of Life
Contribution to mineral resources depletion	kg Sb eq	1.60E-03	1.59E-03	0*	0*	5.42E-06	0*
Contribution to the soil and water acidification	kg SO <sub>2</sub> eq	1.14E+00	2.23E-01	1.29E-02	6.59E-04	9.00E-01	5.50E-03
Contribution to water eutrophication	kg PO <sub>4</sub> <sup>3-</sup> eq	8.51E-02	4.04E-02	2.97E-03	6.64E-03	3.37E-02	1.37E-03
Contribution to global warming	kg CO <sub>2</sub> eq	2.06E+02	7.85E+01	2.82E+00	3.48E+00	1.19E+02	2.22E+00
Contribution to ozone layer depletion	kg CFC11 eq	3.18E-05	2.72E-06	5.72E-09	8.64E-09	2.89E-05	1.28E-07
Contribution to photochemical oxidation	kg C <sub>2</sub> H <sub>4</sub> eq	7.00E-02	2.51E-02	9.19E-04	8.42E-04	4.25E-02	5.94E-04
Resources use	Unit	Total	Manufacturing	Distribution	Installation	Use	End of Life
Net use of freshwater	m3	1.02E+00	7.10E-01	2.53E-04	0*	3.10E-01	2.47E-03
Total Primary Energy	MJ	4.84E+03	2.36E+03	3.99E+01	2.22E+00	2.41E+03	2.82E+01



Optional indicators		PrismaSeT Wireless Panel Server with Accessories - LVS08750D					
Impact indicators	Unit	Total	Manufacturing	Distribution	Installation	Use	End of Life
Contribution to fossil resources depletion	MJ	2.09E+03	8.00E+02	3.96E+01	2.03E+00	1.23E+03	2.22E+01
Contribution to air pollution	m <sup>3</sup>	1.74E+04	1.20E+04	1.20E+02	1.63E+01	5.10E+03	1.97E+02
Contribution to water pollution	m <sup>3</sup>	1.15E+04	5.27E+03	4.64E+02	1.99E+02	4.99E+03	5.80E+02
Resources use	Unit	Total	Manufacturing	Distribution	Installation	Use	End of Life
Use of secondary material	kg	6.64E+00	6.64E+00	0*	0*	0*	0*
Total use of renewable primary energy resources	MJ	1.97E+02	2.42E+01	5.32E-02	0*	1.72E+02	3.07E-02
Total use of non-renewable primary energy resources	MJ	4.64E+03	2.33E+03	3.98E+01	2.22E+00	2.24E+03	2.82E+01
Use of renewable primary energy excluding renewable primary energy used as raw material	MJ	1.49E+02	0*	5.32E-02	0*	1.72E+02	3.07E-02
Use of renewable primary energy resources used as raw material	MJ	4.81E+01	4.81E+01	0*	0*	0*	0*
Use of non renewable primary energy excluding non renewable primary energy used as raw material	MJ	4.62E+03	2.32E+03	3.98E+01	2.22E+00	2.24E+03	2.82E+01
Use of non renewable primary energy resources used as raw material	MJ	1.76E+01	1.76E+01	0*	0*	0*	0*
Use of non renewable secondary fuels	MJ	0.00E+00	0*	0*	0*	0*	0*
Use of renewable secondary fuels	MJ	0.00E+00	0*	0*	0*	0*	0*
Waste categories	Unit	Total	Manufacturing	Distribution	Installation	Use	End of Life
Hazardous waste disposed	kg	2.72E+01	6.79E+00	0*	0*	0*	2.04E+01
Non hazardous waste disposed	kg	5.24E+02	7.67E+01	1.00E-01	2.46E+00	4.45E+02	8.61E-02
Radioactive waste disposed	kg	3.71E-01	7.71E-03	7.14E-05	0*	3.63E-01	1.35E-04

Other environmental information	Unit	Total	Manufacturing	Distribution	Installation	Use	End of Life
Materials for recycling	kg	1.89E+01	1.99E+00	0*	0*	0*	1.69E+01
Components for reuse	kg	0.00E+00	0*	0*	0*	0*	0*
Materials for energy recovery	kg	6.23E-02	0*	0*	0*	0*	6.23E-02
Exported Energy	MJ	7.72E-03	7.22E-04	0*	7.00E-03	0*	0*

\* represents less than 0.01% of the total life cycle of the reference flow

Life cycle assessment performed with EIME version EIME v5.9.1, database version 2016-11 in compliance with ISO14044.

The Manufacturing phase is greatest impact on the Abiotic depletion (ADPe for EN15804), Net use of freshwater and also greatest impact on the Total Primary Energy on both manufacturing and use phase along with use phase is the life cycle phase which has the greatest impact on the majority of environmental indicators (based on compulsory indicators).

Please note that the values given above are only valid within the context specified and cannot be used directly to draw up the environmental assessment of an installation.

Registration number	ENVPEP2105002_V1	Drafting rules	PCR-ed3-EN-2015 04 02
Date of issue	06/2021	Supplemented by	PSR-0005-ed2-EN-2016 03 29
Validity period	5 years	Information and reference documents	<a href="http://www.pep-ecopassport.org">www.pep-ecopassport.org</a>
Independent verification of the declaration and data			
Internal	X	External	
The elements of the present PEP cannot be compared with elements from another program.			
Document in compliance with ISO 14021:2016 « Environmental labels and declarations - Self-declared environmental claims (Type II environmental labelling) »			

Schneider Electric Industries SAS

Country Customer Care Center

<http://www.schneider-electric.com/contact>

35, rue Joseph Monier

CS 30323

F- 92506 Rueil Malmaison Cedex

RCS Nanterre 954 503 439

Capital social 896 313 776 €

[www.se.com](http://www.se.com)

Published by Schneider Electric

ENVPEP2105002\_V1

© 2019 - Schneider Electric – All rights reserved

06/2021