


# Product Environmental Profile

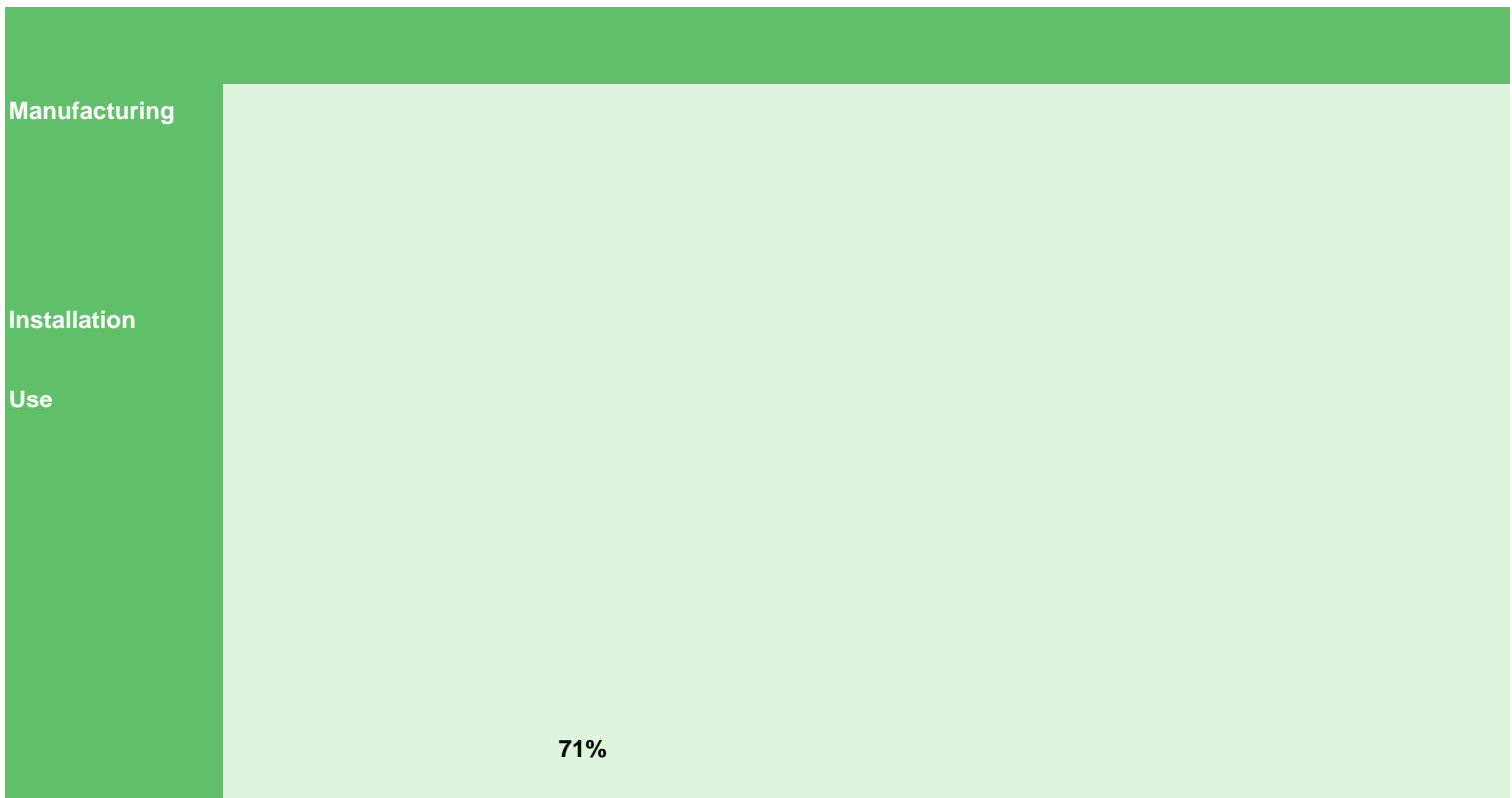
**Masterpact MTZ1 16H1 three pole draw out circuit breaker with  
Micrologic 5.0X control unit**



Protect during 20 years the installation against overloads and short-circuits in circuit with assigned voltage up to 690VAC and 1600A rated current. This protection is ensured in accordance with the following parameters:

- Number of poles: 3
- Rated service breaking capacity  $I_{cs}$  at 440VAC = 42 kA ( $I_{cs}=100\%I_{cu}$  following IEC 60947-2)
- Tripping curve: long time, short time and instantaneous protections

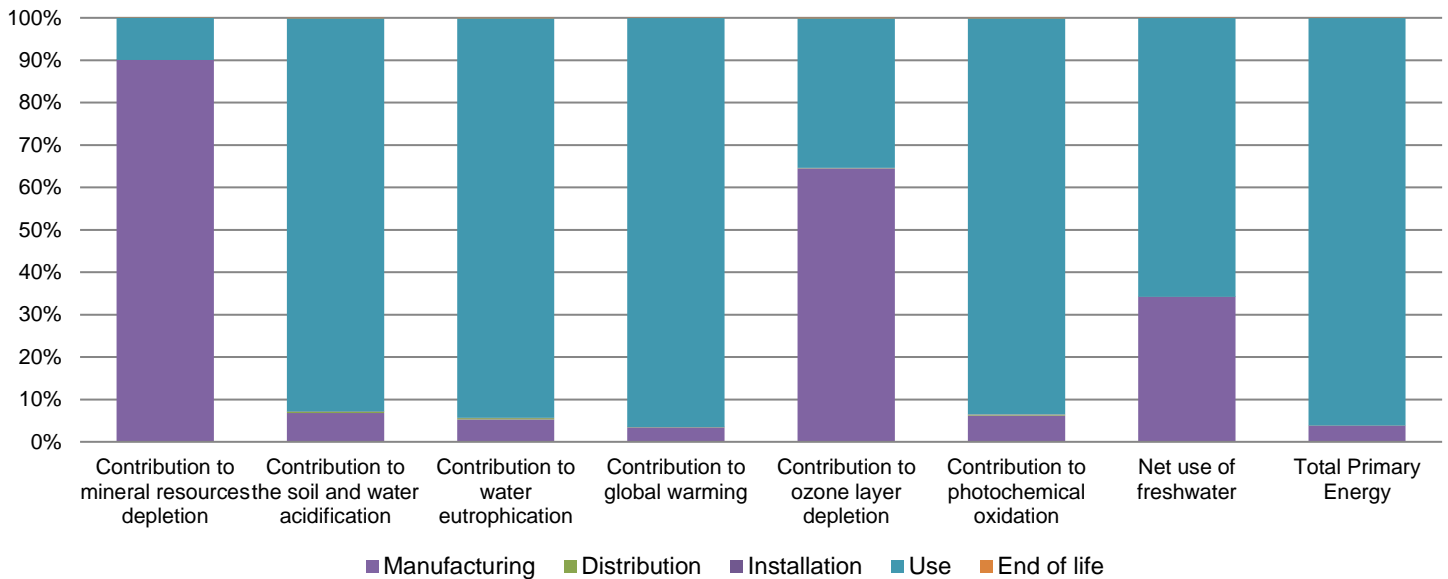
52300 g



	Manufacturing	Installation	Use	End of life
Energy model used: China		Electricity mix; AC;	Electricity mix; AC; consumption mix, at consumer; 220V; CN	Electricity mix; AC; consumption mix, at consumer; 220V; CN

Compulsory indicators		Masterpact MTZ1 16H1 three pole draw out circuit breaker with Micrologic 5.0X control unit - LV847240					
Impact indicators	Unit	Total	Manufacturing	Distribution	Installation	Use	End of Life
Contribution to mineral resources depletion	kg Sb eq	9,36E-02	8,43E-02	0*	0*	9,30E-03	0*
Contribution to the soil and water acidification	kg SO <sub>2</sub> eq	7,28E+00	4,93E-01	2,63E-02	4,98E-03	6,75E+00	1,03E-02
Contribution to water eutrophication	kg PO <sub>4</sub> <sup>3-</sup> eq	1,89E+00	9,94E-02	6,05E-03	1,17E-03	1,78E+00	2,67E-03
Contribution to global warming	kg CO <sub>2</sub> eq	6,45E+03	2,19E+02	5,86E+00	1,59E+00	6,22E+03	4,50E+00
Contribution to ozone layer depletion	kg CFC11 eq	1,49E-04	9,64E-05	0*	1,22E-07	5,27E-05	2,29E-07
Contribution to photochemical oxidation	kg C <sub>2</sub> H <sub>4</sub> eq	8,53E-01	5,31E-02	1,87E-03	5,27E-04	7,97E-01	1,09E-03

Resources use	Unit	Total	Manufacturing	Distribution	Installation	Use	End of Life
Net use of freshwater	m3	1,15E+01	3,93E+00	0*	1,95E-03	7,56E+00	4,42E-03
Total Primary Energy	MJ	1,06E+05	3,99E+03	7,85E+01	2,41E+01	1,02E+05	4,94E+01



Optional indicators		Masterpact MTZ1 16H1 three pole draw out circuit breaker with Micrologic 5.0X control unit					
Impact indicators	Unit	Total	Manufacturing	Distribution	Installation	Use	End of Life
Contribution to fossil resources depletion	MJ	1,00E+05	2,88E+03	8,23E+01	2,26E+01	9,72E+04	4,64E+01
Contribution to air pollution	m <sup>3</sup>	7,43E+05	9,75E+04	2,40E+02	1,76E+02	6,45E+05	3,63E+02
Contribution to water pollution	m <sup>3</sup>	3,35E+05	2,19E+04	9,63E+02	1,88E+02	3,11E+05	4,16E+02
Resources use	Unit	Total	Manufacturing	Distribution	Installation	Use	End of Life
Use of secondary material	kg	3,98E+00	3,98E+00	0*	0*	0*	0*
Total use of renewable primary energy resources	MJ	5,60E+03	4,35E+02	0*	0*	5,17E+03	0*
Total use of non-renewable primary energy resources	MJ	1,00E+05	3,55E+03	7,84E+01	2,40E+01	9,65E+04	4,93E+01
Use of renewable primary energy excluding renewable primary energy used as raw material	MJ	5,25E+03	8,36E+01	0*	0*	5,17E+03	0*
Use of renewable primary energy resources used as raw material	MJ	3,52E+02	3,52E+02	0*	0*	0*	0*
Use of non renewable primary energy excluding non renewable primary energy used as raw material	MJ	1,00E+05	3,41E+03	7,84E+01	2,40E+01	9,65E+04	4,93E+01
Use of non renewable primary energy resources used as raw material	MJ	1,57E+02	1,49E+02	0*	0*	8,41E+00	0*
Use of non renewable secondary fuels	MJ	0,00E+00	0*	0*	0*	0*	0*
Use of renewable secondary fuels	MJ	0,00E+00	0*	0*	0*	0*	0*

Waste categories	Unit	Total	Manufacturing	Distribution	Installation	Use	End of Life
Hazardous waste disposed	kg	3,00E+03	2,69E+03	0*	2,87E+01	2,28E+02	4,49E+01
Non hazardous waste disposed	kg	1,18E+03	5,37E+01	2,08E-01	0*	1,13E+03	1,57E-01
Radioactive waste disposed	kg	6,61E-02	2,61E-02	1,48E-04	1,21E-04	3,95E-02	2,44E-04
Other environmental information	Unit	Total	Manufacturing	Distribution	Installation	Use	End of Life
Materials for recycling	kg	3,40E+01	4,32E+00	0*	4,99E+00	0*	2,47E+01
Components for reuse	kg	0,00E+00	0*	0*	0*	0*	0*
Materials for energy recovery	kg	4,60E-01	5,07E-02	0*	0*	0*	4,10E-01
Exported Energy	MJ	0,00E+00	0*	0*	0*	0*	0*

\* represents less than 0.01% of the total life cycle of the reference flow

Life cycle assessment performed with EIME version EIME v5.5, database version 2016-11.

The use phase is the life cycle phase which has the greatest impact on the majority of environmental indicators (based on compulsory indicators).

Please note that the values given above are only valid within the context specified and cannot be used directly to draw up the environmental assessment of an installation.

Registration N°	SCHN-00227-V01.01-EN	Drafting rules	PCR-ed3-EN-2015 04 02
Verifier accreditation N°	VH08	Supplemented by	PSR-0005-ed2-EN-2016 03 29
Date of issue	06/2017	Information and reference documents	<a href="http://www.pep-ecopassport.org">www.pep-ecopassport.org</a>
		Validity period	5 years
Independent verification of the declaration and data, in compliance with ISO 14025 : 2010			
Internal	External	X	
The PCR review was conducted by a panel of experts chaired by Philippe Osset (SOLINNEN)			
The elements of the present PEP cannot be compared with elements from another program.			
Document in compliance with ISO 14025 : 2010 « Environmental labels and declarations. Type III environmental declarations »			



Schneider Electric Industries SAS

Country Customer Care Center

<http://www2.schneider-electric.com/sites/corporate/en/support/operations/local-operations/local-operations.page>

35, rue Joseph Monier

CS 30323

F- 92506 Rueil Malmaison Cedex

RCS Nanterre 954 503 439

6 Tc g f bVT , ) \*\*)

[www.schneider-electric.com](http://www.schneider-electric.com)

Published by Schneider Electric

SCHN-00227-V01.01-EN

06/2017