



Product Environmental Profile

**Actassi FL-C Fibre LAN optic connectors,
Unicam OM3 LC**



Product Environmental Profile - PEP

Product overview

The main function of the Fibre LAN optic connectors is to cover needs for LAN (Local Area Network) Cabling installations in Buildings: Campus, Backbones and Distribution.

This range consists of Optic connectors to ensure the transmission of Multimode (OM1, OM2, OM3 and OM4) and Singlemode (OS1 and OS2) performances according to the international standards.

The representative product used for the analysis is the ACTASSI Fibre Optic connector Unicam OM3 50/125 LC Ref: VDIB504301U.

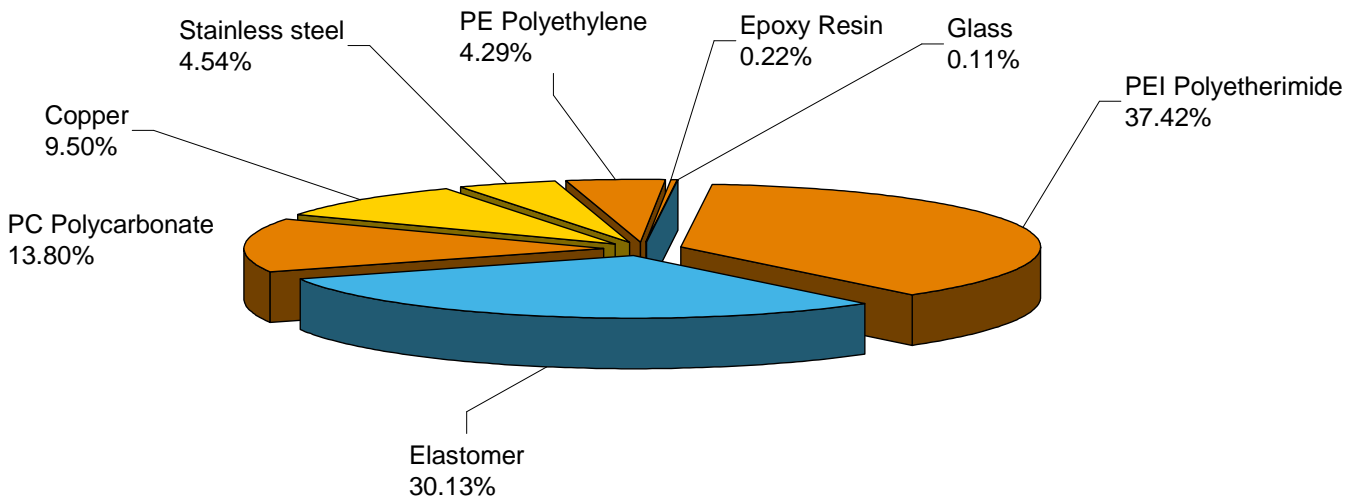
The environmental impacts of this referenced product are representative of the impacts of the other products of the range which are developed with a similar technology.

The environmental analysis was performed in conformity with ISO 14040.

Constituent materials

The mass of the product range is from 2.0 g to 2.5 g including packaging. It is 2.33 g for the ACTASSI Fibre Optic connector Unicam OM3 50/125 LC Ref: VDIB504301U.

The constituent materials are distributed as follows:



Substance assessment

Products of this range are designed in conformity with the requirements of the RoHS directive (European Directive 2002/95/EC of 27 January 2003) and do not contain, or only contain in the authorised proportions, lead, mercury, cadmium, hexavalent chromium or flame retardants (polybrominated biphenyls - PBB, polybrominated diphenyl ethers - PBDE) as mentioned in the Directive

Manufacturing

The ACTASSI Fibre Optic connector Unicam OM3 50/125 LC is manufactured at a production site which complies with the regulations governing industrial sites.

Distribution

The weight and volume of the packaging have been optimized, based on the European Union's packaging directive.

The ACTASSI Fibre Optic connector Unicam OM3 50/125 LC packaging weight is 0.1g.

It consists of PE (Low Density, LDPE (Low Density Polyethylen), Film) 0.1g.

The product distribution flows have been optimised by setting up local distribution centres close to the market areas.

Product Environmental Profile - PEP Use

The products of the ACTASSI Fibre Optic connector Unicam OM3 50/125 LC range do not generate environmental pollution (noise, emissions) requiring special precautionary measures in standard use.

The dissipated power depends on the conditions under which the product is implemented and used. This dissipated power is negligible for the ACTASSI Fibre Optic connector Unicam OM3 50/125 LC Ref: VDIB504301U product range.

End of life

At end of life, the products in the ACTASSI Fibre Optic connector Unicam OM3 50/125 LC have been optimized to decrease the amount of waste and allow recovery of the product components and materials.

This product range doesn't need any special end-of-life treatment. According to countries' practices this product can enter the usual end-of-life treatment process.

The recyclability potential of the products has been evaluated using the "Codde- BV recyclability and recoverability calculation method" (version V1, 20 Sep. 2008 presented to the French Agency for Environment and Energy Management: ADEME).

According to this method, the potential recyclability ratio is: 49.92 %.

As described in the recyclability calculation method this ratio includes only metals and plastics which have proven industrial recycling processes.

Environmental impacts

Life cycle assessment has been performed on the following life cycle phases: Materials and Manufacturing (M), Distribution (D), Installation (I) Use (U), and End of life (E).

Modeling hypothesis and method:

- the calculation was performed on the ACTASSI Fibre Optic connector Unicam OM3 50/125 LC Ref: VDIB504301U.

- product packaging: is included

- installation components: no special components included.

- scenario for the Use phase: this product range is included in the category Energy passing product (assumed service life is 20 years and use scenario is: Loading rate is 100% and uptime percentage is 100%).

The electrical power model used for calculation is European model.

End of life impacts are based on a worst case transport distance to the recycling plant (1000km)

Presentation of the product environmental impacts .

Environmental indicators	Unit	For 1 ACTASSI Fibre Optic connector Unicam OM3 50/125 LC Ref : VDIB504301U.					
		+ D + E	M	D	I	U	E
Raw Material Depletion	Y	1.43E-18	7.63E-18	4.17E-21	0.00E+00	0.00E+00	4.75E-21
Energy Depletion	M	1.43E-01	5.33E-01	3.06E-03	0.00E+00	0.00E+00	3.49E-03
Water depletion	dm ³	1.43E-01	1.42E-01	2.90E-04	0.00E+00	0.00E+00	3.31E-04
Global Warming	g≈CO ₂	2.53E+01	2.47E+01	2.42E-01	0.00E+00	0.00E+00	2.76E-01
Ozone Depletion	g≈CFC-11	1.12E-05	1.08E-05	1.71E-07	0.00E+00	0.00E+00	1.95E-07
Air Toxicity	m ³	7.79E+03	7.69E+03	4.56E+01	0.00E+00	0.00E+00	5.20E+01
Photochemical Ozone Creation	g≈C ₂ H ₄	1.92E-02	1.87E-02	2.07E-04	0.00E+00	0.00E+00	2.36E-04
Air acidification	g≈H ⁺	5.01E-02	4.94E-02	3.08E-05	0.00E+00	0.00E+00	3.52E-05
Water Toxicity	dm ³	6.84E+00	6.78E+00	3.42E-02	0.00E+00	0.00E+00	3.45E-02
Water Eutrophication	g≈PO ₄	6.84E+00	6.78E+00	3.42E-02	0.00E+00	0.00E+00	3.45E-02

a(m2963105(t)-5

Glossary

Raw Material Depletion (RMD)	This indicator quantifies the consumption of raw materials during the life cycle of the product. It is expressed as the fraction of natural resources that disappear each year, with respect to all the annual reserves of the material.
Energy Depletion (ED)	This indicator gives the quantity of energy consumed, whether it be from fossil, hydroelectric, nuclear or other sources. This indicator takes into account the energy from the material produced during combustion. It is expressed in MJ.
Water Depletion (WD)	This indicator calculates the volume of water consumed, including drinking water and water from industrial sources. It is expressed in dm ³ .
Global Warming (GW)	The global warming of the planet is the result of the increase in the greenhouse effect due to the sunlight reflected by the earth's surface being absorbed by certain gases known as "greenhouse-effect" gases. The effect is quantified in gram equivalent of CO ₂ .
Ozone Depletion (OD)	This indicator defines the contribution to the phenomenon of the disappearance of the stratospheric ozone layer due to the emission of certain specific gases. The effect is expressed in gram equivalent of CFC-11.
Air Toxicity (AT)	This indicator represents the air toxicity in a human environment. It takes into account the usually accepted concentrations for several gases in the air and the quantity of gas released over the life cycle. The indication given corresponds to the air volume needed to dilute these gases down to acceptable concentrations.
Photochemical Ozone Creation (POC)	This indicator quantifies the contribution to the "smog" phenomenon (the photochemical oxidation of certain gases which generates ozone) and is expressed in gram equivalent of ethylene (C ₂ H ₄).
Air Acidification (AA)	The acid substances present in the atmosphere are carried by rain. A high level of acidity in the rain can cause damage to forests. The contribution of acidification is calculated using the acidification potentials of the substances concerned and is expressed in mode equivalent of H ⁺ .
Water Toxicity (WT)	This indicator represents the water toxicity. It takes into account the usually accepted concentrations for several substances in water and the quantity of substances released over the life cycle. The indication given corresponds to the water volume needed to dilute these substances down to acceptable concentrations.
Water Eutrophication (WE)	Eutrophication is a natural process defined, as the enrichment in mineral salts of marine or lake waters, or a process accelerated by human intervention, defined as the enrichment in nutritive elements (phosphorous compounds, nitrogen compounds and organic matter). This indicator calculates the water eutrophication of lakes and marine waters by the release of specific substances in the effluents. It is expressed in grams equivalency of PO ₄ ³⁻ (phosphate).
Hazardous Waste Production (HWP)	This indicator calculates the quantity of specially treated waste created during all the life cycle phases (manufacturing, distribution and utilization). For example, special industrial waste in the manufacturing phase, waste associated with the production of electrical power, etc. It is expressed in kg.

PEP in compliance with Schneider-Electric TT01 V4.8 and TT02 V15 procedures

PEP established according to PCR PEP ecopassport 2010:1.0 rules

Schneider Electric Industries SAS

35, rue Joseph Monier
CS 30323
F- 92506 Rueil Malmaison Cedex
RCS Nanterre 954 503 439
Capital social 896 313 776 €

www.schneider-electric.com

Published by: Schneider Electric