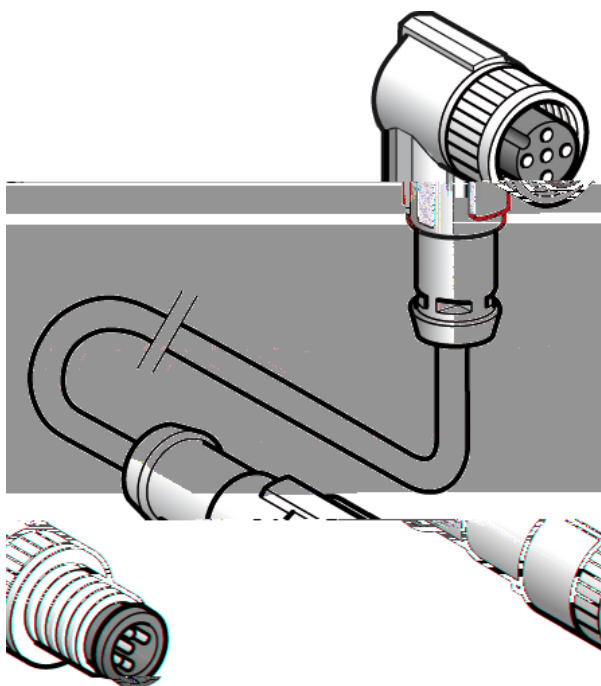


# Product Environmental Profile

**XZCR1512041C2 Cordset**



# Product Environmental Profile - PEP

## Product overview

The main purpose of the range family is the transmission of electrical control signals in automation technology and machine building.

The representative product used for the analysis is XZCR1512041C2.

The environmental impacts of this referenced product are representative of the impacts of the other products of the range which are developed with a similar technology.

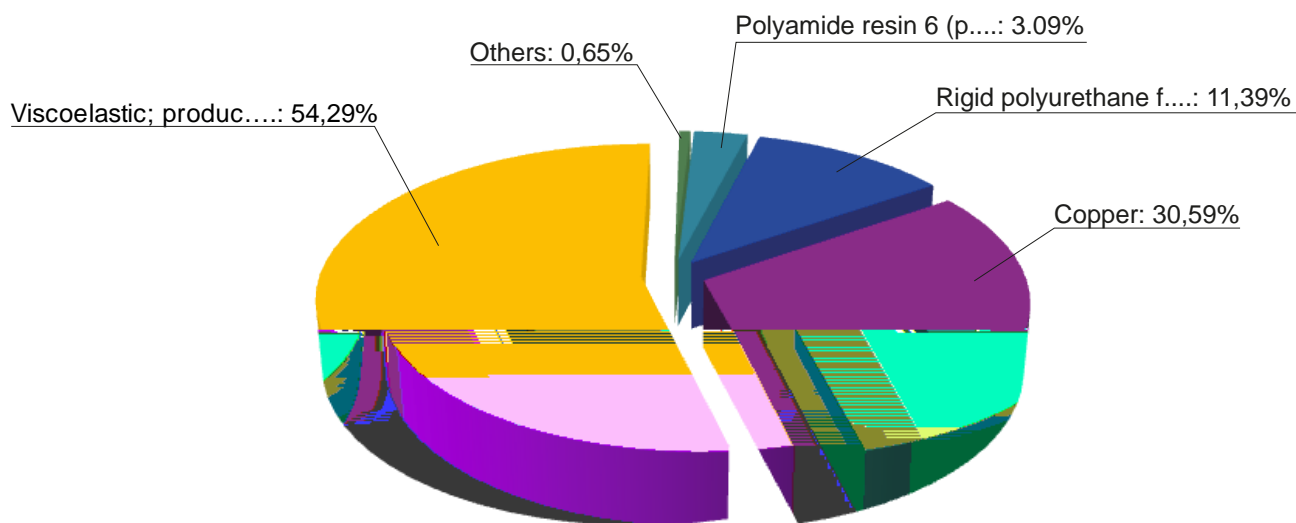
The environmental analysis was performed in conformity with ISO 14040.

For more information please contact us at: [global-green-sensors@schneider-electric.com](mailto:global-green-sensors@schneider-electric.com)

## Constituent materials

The mass of the product range is from 50 g to 1,100 g including packaging. It is 95 g for XZCR1512041C2.

The constituent materials are distributed as follows:



## Substance assessment

Products of this range are designed in conformity with the requirements of the RoHS directive (European Directive 2002/95/EC of 27 January 2003) and do not contain, or only contain in the authorised proportions, lead, mercury, cadmium, hexavalent chromium or flame retardants (polybrominated biphenyls - PBB, polybrominated diphenyl ethers - PBDE) as mentioned in the Directive.

Details of ROHS and REACH substances information are available on the Schneider-Electric [Green Premium website](http://www2.schneider-electric.com/sites/corporate/en/products-services/green-premium/green-premium.page) .  
(<http://www2.schneider-electric.com/sites/corporate/en/products-services/green-premium/green-premium.page> )

## Manufacturing

The single and double ended cordsets are manufactured at a production site on which an ISO14001 certified environmental management system has been established.

## Distribution

The weight and volume of the packaging have been optimized, based on the European Union's packaging directive.

The single and double ended cordsets packaging weight is 24g. It consists of wooden pallet (19 g), cardboard (4 g) and polybag&banding (1 g).

## Use

The products of the single and double ended cordsets do not generate environmental pollution (noise, emissions) requiring special precautionary measures in standard use and do not need special maintenance operation.

The products do not consume any power. Power dissipations are insignificant because of the technical design and length of the cables. Heat developments are also not determined.

Maintenance operations are not necessary during the time of use.

## End of life

At end of life, the products in the single and double ended cordsets have been optimized to decrease the amount of waste and allow recovery of the product components and materials.

This product range contains an external electrical cable that should be separated from the stream of waste so as to optimize end-of-life treatment by special treatments. The location of these components and other recommendations are given in the End of Life Instruction document which is available for this product range on the Schneider-Electric Green Premium website [Green Premium website](http://www2.schneider-electric.com/sites/corporate/en/products-services/green-premium/green-premium.page) (<http://www2.schneider-electric.com/sites/corporate/en/products-services/green-premium/green-premium.page>).

The recyclability potential of the products has been evaluated using the “ECO DEE recyclability and recoverability calculation method” (version V1, 20 Sep. 2008 presented to the French Agency for Environment and Energy Management: ADEME). According to this method, the potential recyclability ratio is: 99%. As described in the recyclability calculation method this ratio includes only metals and plastics which have proven industrial recycling processes.

## Life cycle assessment

Life cycle assessment has been performed on the following life cycle phases: Materials and Manufacturing (M), Distribution (D), Installation (I) Use (U), and End of life (E).

Modelling hypothesis and method:

- the calculation was performed on XZCR1512041C2
  - product packaging: is included
  - installation components: no special components included
  - scenario for the Use phase: this product range is included in the category “Energy passing product” (assumed service life is 10 years and no energy consumption in use scenario).
- End of life impacts are based on a worst case transport distance to the recycling plant (50km).

### Table

### Table

Emission	Unit	XZCR1512041C2						
		S = M + D + I + U + E	M	D	I	U	E	
Acid Equivalents (APE)	g	1.1E-04	1.1E-04	1.8E-06	0.0E+00	0.0 E+00	6.2E-07	
Air Quality (AQ)	m <sup>3</sup>	2.8E+05	2.8E+05	2.6E+03	0.0 E+00	0.0 E+00	1.0E+03	
Energy Demand (ED)	MJ	6.6E+00	6.4E+00	1.7E-01	0.0 E+00	0.0 E+00	7.7E-02	
Global Warming Potential (GWP)	gCO <sub>2</sub> eq	3.0E-01	2.8E-01	1.4E-02	0.0 E+00	0.0 E+00	3.9E-03	
Human Health Potential (HWP)	kg	1.4E-02	1.4E-02	5.1E-06	0.0 E+00	0.0 E+00	5.21E-05	
Ozone Depletion Potential (ODP)	gCFC-11 eq	2.4E-08	1.32E-08	9.8E-09	0.0 E+00	0.0 E+00	5.4E-10	
Photochemical Ozone Creation Potential (POCP)	g C <sub>2</sub> H <sub>4</sub> eq	1.3E-04	1.1E-04	1.2E-05	0.0 E+00	0.0 E+00	1.54E-06	
Radiation Dose (RMD)	μSv	1.1E-15	1.1E-15	2.4E-19	0.0 E+00	0.0 E+00	8.3E-20	
Weight (WD)	g	6.6E+00	6.5E+00	1.7E-02	0.0 E+00	0.0 E+00	1.0E-02	
Water Emission (WE)	gPO <sub>4</sub> <sup>2-</sup>	8.6E-05	8.6E-05	2.3E-07	0.0 E+00	0.0 E+00	1.6E-08	
Weight (WT)	m	1.9E-01	1.9E-01	1.9E-03	0.0 E+00	0.0 E+00	9.5E-04	

Life cycle assessment has been performed with the EIME software (Environmental Impact and Management Explorer), version 5.1.1, and with its database version 4.1

The manufacturing phase is the life cycle phase which has the greatest impact on the majority of environmental indicators.

## RoHS

As the products of the range are designed in accordance with the RoHS Directive (European Directive 2002/95/EC of 27 January 2003), they can be incorporated without any restriction in an assembly or an installation subject to this Directive.


Please note that the values given above are only valid within the context specified and cannot be used directly to draw up the environmental assessment of an installation.

## Glossary

<b>Raw Material Depletion (RMD)</b>	This indicator quantifies the consumption of raw materials during the life cycle of the product. It is expressed as the fraction of natural resources that disappear each year, with respect to all the annual reserves of the material.
<b>Energy Depletion (ED)</b>	This indicator gives the quantity of energy consumed, whether it be from fossil, hydroelectric, nuclear or other sources. This indicator takes into account the energy from the material produced during combustion. It is expressed in MJ.
<b>Water Depletion (WD)</b>	This indicator calculates the volume of water consumed, including drinking water and water from industrial sources. It is expressed in dm <sup>3</sup> .
<b>Global Warming (GW)</b>	The global warming of the planet is the result of the increase in the greenhouse effect due to the sunlight reflected by the earth's surface being absorbed by certain gases known as "greenhouse-effect" gases. The effect is quantified in gram equivalent of CO <sub>2</sub> .
<b>Ozone Depletion (OD)</b>	This indicator defines the contribution to the phenomenon of the disappearance of the stratospheric ozone layer due to the emission of certain specific gases. The effect is expressed in gram equivalent of CFC-11.
<b>Air Toxicity (AT)</b>	This indicator represents the air toxicity in a human environment. It takes into account the usually accepted concentrations for several gases in the air and the quantity of gas released over the life cycle. The indication given corresponds to the air volume needed to dilute these gases down to acceptable concentrations.
<b>Photochemical Ozone Creation (POC)</b>	This indicator quantifies the contribution to the "smog" phenomenon (the photochemical oxidation of certain gases which generates ozone) and is expressed in gram equivalent of ethylene (C <sub>2</sub> H <sub>4</sub> ).
<b>Air Acidification (AA)</b>	The acid substances present in the atmosphere are carried by rain. A high level of acidity in the rain can cause damage to forests. The contribution of acidification is calculated using the acidification potentials of the substances concerned and is expressed in mode equivalent of H <sup>+</sup> .
<b>Water Toxicity (WT)</b>	This indicator represents the water toxicity. It takes into account the usually accepted concentrations for several substances in water and the quantity of substances released over the life cycle. The indication given corresponds to the water volume needed to dilute these substances down to acceptable concentrations.
<b>Hazardous Waste Production (HWP)</b>	This indicator calculates the quantity of specially treated waste created during all the life cycle phases (manufacturing, distribution and utilization). For example, special industrial waste in the manufacturing phase, waste associated with the production of electrical power, etc. It is expressed in kg.

Registration number	ENVPEP1308015_V2	Drafting rules	PCR-ed 2-EN-2011 12 09
Information and reference documents	<a href="http://www.pep-ecopassport.org">www.pep-ecopassport.org</a>	Validity period	4 years

External	Indépendant verification of the data
	Internal X



**Schneider Electric Industries SAS**  
 35, rue Joseph Monier  
 CS 30323  
 F- 92506 Rueil Malmaison Cedex  
 RCS Nanterre 954 503 439  
 Capital social 896 313 776 €  
[www.schneider-electric.com](http://www.schneider-electric.com)

Published by: Schneider Electric