



2170591	<b>DATA SHEET</b>	
valid from: 13.01.2020	<b>ETHERLINE® PN Cat.6A Y FD</b> <b>4x2x24/7 AWG</b>	

## Application

Field of use:	Connecting cable for generic cabling systems acc. to ISO/IEC 11801 and EN 50173
Performance:	Bandwidth up to 500 MHz acc. to IEC 61156-6 Category 6A and EN 50288-10-2
Characteristics:	Sun resistant, flame retardant and largely resistant to acids, alkalis and certain oils, the "Fast Connect" design allows easy stripping and assembly of the cable
Applications:	Profinet with 4 pairs, EtherCAT, EtherNet/IP, Power over Ethernet (IEEE 802.3af), Power over Ethernet Plus (IEEE 802.3at) and many others

## Design




Certification	c(UL)us CMX (75 °C)
Conductor	stranded bare copper 24/7 AWG
Insulation	solid polyolefin
Core identification code	pair 1: blue-white/blue, pair 2: orange-white/orange, pair 3: green-white/green, pair 4: brown-white/brown
Stranding	2 cores stranded to pair, 4 pairs stranded to bundle with central separating element on top: plastic tape (overlapping)
Inner sheath	TPE-V outer Ø: nom. 6.50 mm
Screen	plastic laminated aluminium foil (overlapping) on top: braid of tinned copper wires (coverage 85 % ± 5 %)
Outer sheath	PVC green, similar RAL 6018 outer Ø: 8.9 mm (± 0.3 mm)

## Electrical properties at 20°C

Loop resistance	max. 18.84 Ω/100 m
Insulation resistance	min. 5 GΩ x km
Mutual capacitance	nom. 52 nF/km
Characteristic impedance	100 ± 15 Ω acc. to IEC 61156-6
Velocity of propagation	0.67c
Signal transit time	520 ns/100 m
Peak operating voltage	VDE: 125 V (not for power purposes) UL: 300 V
Test voltage	Core/Core: 2000 V Core/Screen: 2000 V

Creator: KIOS / PDC	Document: DB2170591EN	Page 1 of 2
Released: ALTE / PDC	Version: 1	

<b>2170591</b>	<b>DATA SHEET</b>	
<b>valid from:</b> <b>13.01.2020</b>	<b>ETHERLINE® PN Cat.6A Y FD</b> <b>4x2x24/7 AWG</b>	

### Electrical transmission properties at 20°C

The transmission characteristics meet the requirements of the standards EN 50288-10-2 and IEC 61156-6 for category 6A.  
The normative requirements for the transmission properties are shown in the following table:

f [MHz]		4	10	16	62,5	100	250	500
(max.) Attenuation	[dB/100 m]	5,7	8,9	11,2	22,5	28,7	46,6	67,9
(min.) TCL	[dB]	34	30	28	22	20	16	—
(min.) EL TCTL	[dB/100 m]	23	15	10,9	—	—	—	—
(min.) NEXT	[dB]	66,3	60,3	57,2	48,4	45,3	39,3	34,8
(min.) PS EL FEXT	[dB/100 m]	53	45	40,9	29,1	25	17	11
(min.) ACR-F/EL FEXT	[dB/100 m]	56	48	43,9	32,1	28	20	14
(min.) Return Loss	[dB]	23	25	25	21,5	20,1	17,3	17,3

### Mechanical and thermal properties

Minimum bending radius	fixed:	4x cable Ø
	flexing:	15x cable Ø
Temperature range	fixed:	-40 °C up to +80 °C
	flexing:	-5 °C up to +50 °C
	UL:	75 °C
Flammability	flame retardant acc. to IEC 60332-1-2; VW-1 acc. to UL 1581 §1080	
UV resistance	sun resistant acc. to UL 1581 §1200	
Oil resistance	acc. to IEC 60811-404	
General requirements	This cable is conform to EU-Directive 2014/35/EU (Low Voltage Directive) and to EU-Directive 2011/65/EU (RoHS, Restriction of the use of certain hazardous substances).	

Creator: KIOS / PDC	Document: DB2170591EN	Page 2 of 2
Released: ALTE / PDC	Version: 1	