


22260578	<b>DATA SHEET</b>	
Valid from: 10.01.2024	<b>AB-C3-(L*)PUR-B-1L-S</b>	

## Product description

- Sensor/actuator cable, 3-pins, PUR halogen-free, black
- Free conductor end on valve connector type B (10 mm)
- Incl. Z-diode
- 1 LED



## General characteristics

Number of pins	3
Ambient temperature	-20 °C to +85 °C (-4 °F to 185 °F) (valve connector) -40 °C to +80 °C (-40 °F to 176 °F) (cable, fixed installation) -20 °C to +80 °C (-4 °F to 176 °F) (cable, movable installation)
Degree of protection	IP 65 / IP 67
Protection circuit/component	Z-diode
Tightening torque	0,6 Nm (valve-connector)

## Variation

Article number	Description	Length [m]	Configuration
22260585	AB-C3-2,0PUR-B-1L-S	2	B
22260659	AB-C3-3,0PUR-B-1L-S	3	B
22260578	AB-C3-5,0PUR-B-1L-S	5	B
22260579	AB-C3-10,0PUR-B-1L-S	10	B

### Additional note

Data sheet also valid for variant lengths. Other lengths on request.

## Electrical properties


Rated voltage	24 V
Rated current	4 A
Overvoltage category	III
Pollution degree	3
Terminal voltage	70 V (with 2 mA constant current)
Reverse voltage	50 V

## Mechanical properties

### Valve connector


Inflammability class in accordance with UL 94	V0
Contact, material	CuSn
Contact insert, material	PA 6.6
Contact surface, material	Sn
Housing	TPU
Seal, material	TPU (seal injected)

Creator: THLE3/PDP Released: IVSE1/PDP	Document: DB22260578EN Version: 06	Page 1 of 3
---	---------------------------------------	-------------

22260578	<b>DATA SHEET</b>	
Valid from: 10.01.2024	<b>AB-C3-(L*)PUR-B-1L-S</b>	

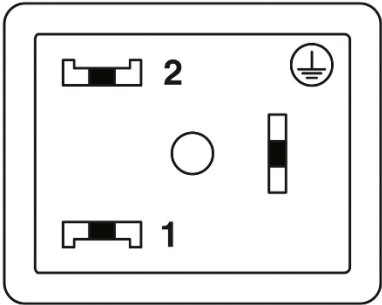
<b>Line</b>	
Cable construction	3 x AWG20/28
Signal line, construction	28 x 0,15 mm
Conductor cross-section	0,50 mm²
Conductor diameter including isolation	1,5 mm ± 0,05 mm
Cable outer diameter	4,5 mm ± 0,2 mm
Insulation color	black 1, black 2, green/yellow
Sheath color	grey-black, RAL 7021
Number of bending cycles	15.000.000
Bending radius	50 mm
Traveling distance	0,9 m
Traveling speed	5 m/s
Acceleration	30 m/s²
Cable weight	30 kg/km
Outer coating, material	PUR
Wire insulation, material	PP
Insulation resistance	min. 20 MΩ*km
Conductor resistance	39 Ω/km (at 20 °C)
Flame resistance	acc. to DIN VDE 0482 DIN EN 50265-2-1
Halogen-free	acc. to DIN VDE 0472 Part 815
Oil resistance	acc. to DIN EN 60811-2-1
Other resistances	largely oil-resistant limited UV resistance acc. to DIN EN ISO 4892-2-A

<b>Standards/Approvals</b>	
Product standard, valve-connector	EN 175301-803

22260578	<b>DATA SHEET</b>	
Valid from: 10.01.2024	<b>AB-C3-(L*)PUR-B-1L-S</b>	

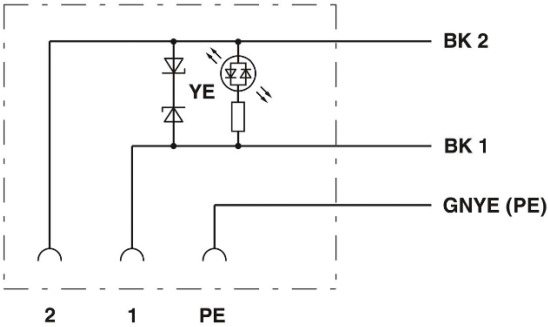
Technical drawing

Drawing



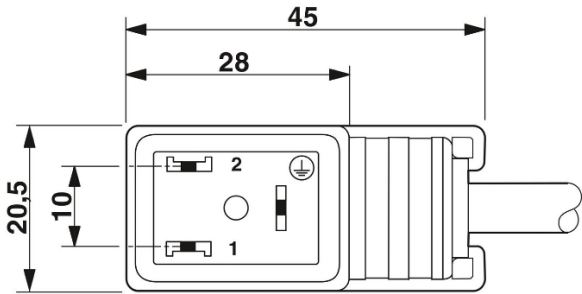
Valve connector, type B

Circuit diagram



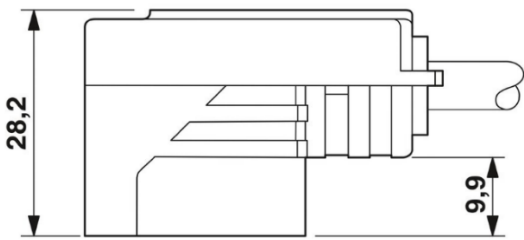
Pin assignment of valve connector

Dimensional drawing



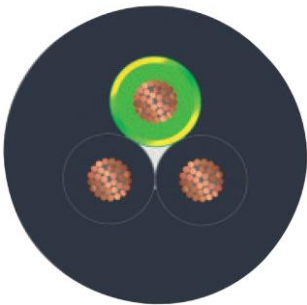
Valve connector, type B

Dimensional drawing



Valve connector, type B, side view

Wire cross section



Application range

Automation, Tool shop, Mechanical Engineering and plant engineering

Note

Photographs are not true to scale and do not represent detailed images of the respective products.

Creator: THLE3/PDP Released: IVSE1/PDP	Document: DB22260578EN Version: 06	Page 3 of 3
---	---------------------------------------	-------------