


61751611	<b>DATA SHEET</b>	
Valid from: 03.07.2018	<b>SILVYN® ELÖ smooth</b>	

The protective conduit SILVYN® ELÖ smooth consists of a flexible PVC sheath with a rigid PVC spiral welded in. The inner wall is smooth, so the cables, wires and single cables are easily to collect. By the reasons of flexibility, compressive strength and oil resistant the protection wire can also use in engineering, vehicle and automatic machines manufacture.



- Material:** Sheath – soft PVC  
Spiral – hard PVC
- Features:** High flexible  
Flat inside  
Break-proof 120kg/100mm  
Torsion rugged
- Temperature range:** - 20° up to + 70° C
- Colour:** grey (RAL 7001)




**Norm References:**

**Notes:** self-extinguishing

**Protection Class:** IP 67 up to IP 69K

**Dimension table:**

Part no.	Part name	Nominal size	Diameter mm		Min. bending radius mm
			inner	outer	
6175 1611	SILVYN® ELÖ smooth	12	10	14,2	50
6175 1621	SILVYN® ELÖ smooth	16	12	17,8	50
6175 1631	SILVYN® ELÖ smooth	20	16	21,1	70
6175 1641	SILVYN® ELÖ smooth	25	21	26,4	90
6175 1661	SILVYN® ELÖ smooth	32	26,5	33,1	140
6175 1671	SILVYN® ELÖ smooth	40	35,4	41,8	190
6175 1681	SILVYN® ELÖ smooth	50	40	47,9	240
6175 1691	SILVYN® ELÖ smooth	63	51,3	59,7	270



61751611	<b>DATA SHEET</b>	
Valid from: 03.07.2018	<b>SILVYN® ELÖ smooth</b>	

**Suitable:**

SILVYN® MPC-M  
SILVYN® MPC 90° M  
SILVYN® MPC 45° M  
SILVYN® MPC  
SILVYN® MPC 90°

**Allocation tables:**

Conduit	 <b>Conduit gland straight metric</b>	 <b>Conduit gland 90° metric angle</b>	 <b>Conduit gland 45° metric angle</b>
SILVYN® ELÖ smooth 12	MPC-M 16x1,5/1		
SILVYN® ELÖ smooth 16	MPC-M 16x1,5/2	MPC 90° M 16x1,5	
SILVYN® ELÖ smooth 16	MPC-M 20x1,5/1	MPC 90° M 20x1,5/1	MPC 45° M 20x1,5/1
SILVYN® ELÖ smooth 20	MPC-M 20x1,5/2	MPC 90° M 20x1,5/2	MPC 45° M 20x1,5/2
SILVYN® ELÖ smooth 25	MPC-M 25x1,5	MPC 90° M 25x1,5	MPC 45° M 25x1,5
SILVYN® ELÖ smooth 32	MPC-M 32x1,5/2	MPC 90° M 32x1,5	MPC 45° M 32x1,5
SILVYN® ELÖ smooth 40	MPC-M 40x1,5	MPC 90° M 40x1,5	
SILVYN® ELÖ smooth 50	MPC-M 50x1,5		
SILVYN® ELÖ smooth 63	MPC-M 63x1,5		

Conduit	 <b>Conduit gland straight PG</b>	 <b>Conduit gland 90° angle PG</b>
SILVYN® ELÖ smooth 12	MPC PG 9	
SILVYN® ELÖ smooth 16	MPC PG 11	MPC 90° PG 11
SILVYN® ELÖ smooth 16	MPC PG 13,5	MPC 90° PG 13,5
SILVYN® ELÖ smooth 20	MPC PG 16	MPC 90° PG 16
SILVYN® ELÖ smooth 25	MPC PG 21	MPC 90° PG 21
SILVYN® ELÖ smooth 32	MPC PG 29	MPC 90° PG 29
SILVYN® ELÖ smooth 40	MPC PG 36	MPC 90° PG 36
SILVYN® ELÖ smooth 50	MPC PG 42	
SILVYN® ELÖ smooth 63	MPC PG 48	

For more information please see our current catalogue. Please do not hesitate to contact our laboratory if there are any questions regarding resistance against aggressive agents and special oil.

Creator: M. Auch /PDP Released: DAMU1/PDP	Document: DB61751611EN Version: 01	Page 2 of 2
--	---------------------------------------	-------------