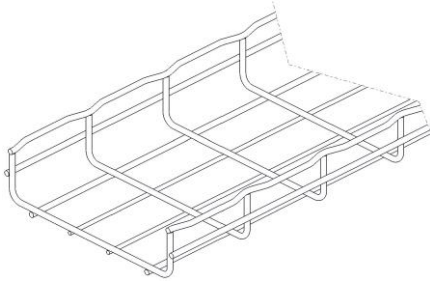
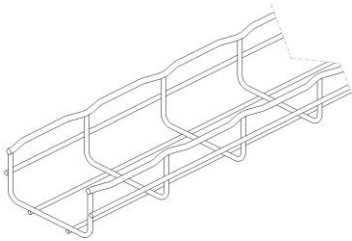


HDF 54

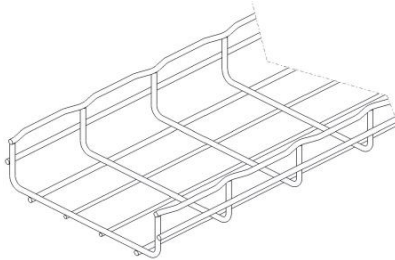
Reference(s) :
450 071, 450 073, 450 091, 450 093, 450 101, 450 103


1 GAMME/RANGE

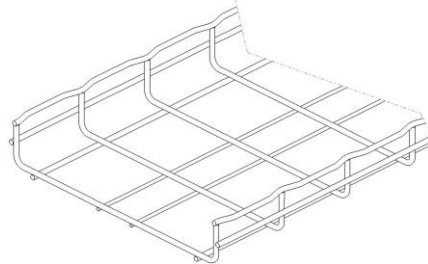
HDF 54/100



HDF 54/200



HDF 54/300

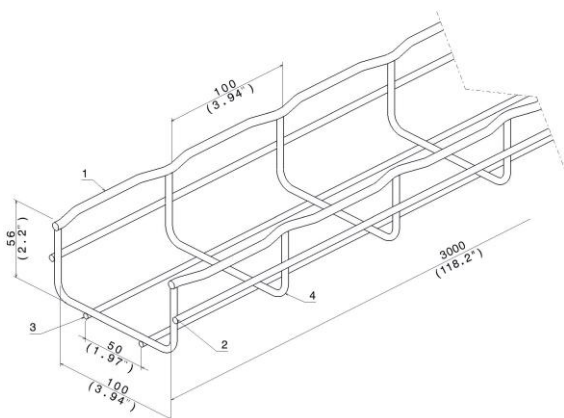


Designation	Code	Matière <i>Raw material</i>	Norme <i>Standard</i>	Finition <i>Coating</i>	Classe de résistance contre la corrosion <i>Resistance class against corrosion</i>	Masse Weight <i>(kg / lb)</i>
HDF 54/100 BS EZ	450071	C9D	EN 10 016-2	EZ	Class 3 - IEC 61537	3.22 / 7.10
HDF 54/100 BS HDG	450073	C9D	EN 10 016-2	GC/HDG	Class 6 - IEC 61537	3.35 / 7.38
HDF 54/200 BS EZ	450091	C9D	EN 10 016-2	EZ	Class 3 - IEC 61537	5.8 / 12.79
HDF 54/200 BS HDG	450093	C9D	EN 10 016-2	GC/HDG	Class 6 - IEC 61537	6.03 / 13.3
HDF 54/300 BS EZ	450101	C9D	EN 10 016-2	EZ	Class 3 - IEC 61537	7.28 / 16.05
HDF 54/300 BS HDG	450103	C9D	EN 10 016-2	GC/HDG	Class 6 - IEC 61537	7.56 / 16.67

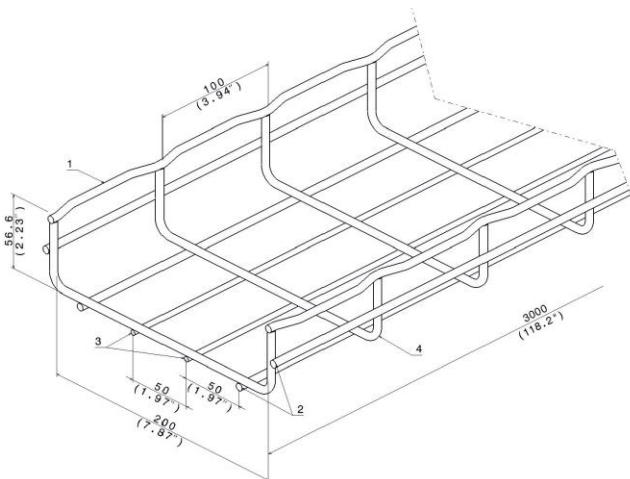
2 DIMENSIONS

Designation	ø1 (mm/inch)	ø2 (mm/inch)	ø3 (mm/inch)	ø4 (mm/inch)	CPS type 2 en daN/m P2000	CPS type 2 en daN/m P2900
HDF 54/100 BS	5,5 / 0,217	4,4 / 0,174	3,9 / 0,154	4,4 / 0,174	28	7
HDF 54/200 BS	5,5 / 0,217	5,5 / 0,217	3,9 / 0,154	5,5 / 0,217	29	7
HDF 54/300 BS	5,9 / 0,232	5,9 / 0,232	3,9 / 0,154	5,9 / 0,232	48	16

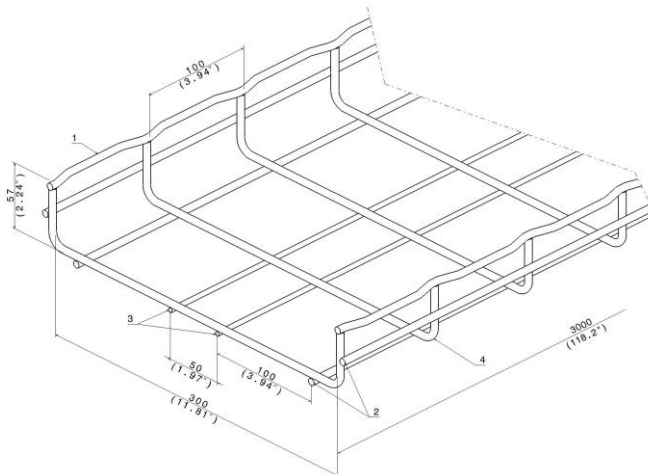
HDF 54/100



HDF 54/200



HDF 54/300



3. FIXATION / FIXING

VIS / SCREW :

- 1 point de fixation minimum jusqu'à la largeur 200 mm incluse / 1 minimum fixing point until width 200 mm included
- 2 points de fixation minimum à partir de la largeur 300 / 2 minimum fixing points from width 300 mm

FS41 :

- Montage FS41 à partir de la largeur 100mm / Mounting FS41 from width 100 mm
- 2 points de fixation minimum quelque soit les largeurs / 2 minimum fixing points whatever width