

SAFETY INSTRUCTIONS

AF(C)09...38(Z)(B), NF(C)(Z)(B)22...80E, CA4, CAL4, CAT4, CC4, LDC4
Contactors AF, contactor relays NF and accessories

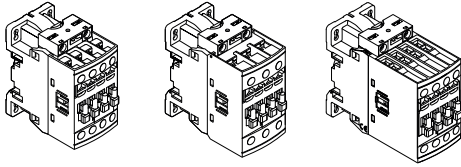
Doc.no.ISBSC101027M6801 (12/21)

	<p>it Attenzione: Tensione pericolosa! Fare riferimento alle istruzioni per l'uso. Prima di intervenire su questo dispositivo, scollegare e isolare tutte le fonti di alimentazione. Attenzione! L'installazione deve essere eseguita esclusivamente da un installatore qualificato.</p>
<p>ar تحذير: جهد كهربائي خطراً! راجع تعليمات التشغيل. افصل الكهرباء وقم بتأمينها قبل العمل في هذا الجهاز تنبيه! يجب عدم التركيب إلا من خلال شخص على دراية بمجال التقنية الكهربائية .</p>	<p>lt Įspėjimas: Pavojinga įtampa! Žr. naudojimo instrukcijas. Atjunkite ir laikinai užblokuokite maitinimą prieš dirbdami su šiuo įrenginiu. Dėmesio! Įrengti gali tik asmuo, turintis elektrotechniko patirties.</p>
<p>bg Предупреждение: Опасно напрежение! Вижте инструкциите за работа. Изключете и блокирайте захранването преди да работите с устройството. Внимание! Да се монтира само от експерт електротехник.</p>	<p>lv Brīdinājums: Bīstams spriegums! Skatiet darba norādījumus. Pirms sākat darbu ar šo ierīci, atvienojiet un bloķējiet strāvas padevi. Uzmanību! Uzstādīšanu drīkst veikt tikai persona ar zināšanām par elektrotehniku.</p>
<p>cs Varování: Nebezpečné napětí! Viz návod k obsluze. Před zahájením prací na tomto zařízení odpojte a uzamkněte napájení. Pozor! Toto zařízení smí instalovat pouze osoba s elektrotechnickou odborností.</p>	<p>nl Waarschuwing: Gevaarlijke spanning! Raadpleeg de installatie-instructies. Koppel dit apparaat los van de stroomvoorziening voordat u werkzaamheden uitvoert. Let op! Installatie mag alleen worden uitgevoerd door een monteur met elektrotechnische expertise.</p>
<p>da Advarsel: Farlig elektrisk spænding! Se installationsinstruktioner. Frakobl enheden, og afbryd strømforsyningen, før du arbejder med denne enhed. Giv agt! Installation må kun foretages af personer med elektroteknisk ekspertise.</p>	<p>no Advarsel: Farlig spenning! Se i bruksanvisningen. Koble fra og steng av strømmen før du arbeider på denne enheten. Forsiktig! Montering skal kun utføres av kvalifiserte personer med elektrokompetanse.</p>
<p>de Warnung: Gefährliche Spannung! Siehe Installationsanleitung. Vor dem Arbeiten Gerät ausschalten und von der Spannungsversorgung trennen. Achtung! Installation nur durch elektrotechnische Fachkraft.</p>	<p>pl Ostrzeżenie: Niebezpieczne napięcie! Patrz: instrukcja instalacji. Przed rozpoczęciem wykonywania pracy z tym urządzeniem odłącz i zablokuj zasilanie. Uwaga! Montaż może wykonywać wyłącznie osoba posiadająca doświadczenie elektrotechniczne.</p>
<p>el Προειδοποίηση: Επικίνδυνη τάση! Ανατρέξτε στις οδηγίες λειτουργίας. Αποσυνδέστε και απομονώστε την παροχή ισχύος προτού ξεκινήσετε τις εργασίες σε αυτήν τη συσκευή. Προσοχή! Η εγκατάσταση πρέπει να γίνεται μόνο από αδειούχο ηλεκτρολόγο εγκαταστάτη.</p>	<p>pt Aviso: Tensão perigosa! Consulte as instruções de instalação. Desconecte e desligue a energia elétrica antes de trabalhar nesse dispositivo. Atenção! A instalação deve ser feita apenas por uma pessoa com especialidade eletrotécnica.</p>
<p>en Warning: Hazardous voltage! Refer to installation instructions. Disconnect and lock out power before working on this device. Attention! Installation by person with electrotechnical expertise only.</p>	<p>ro Avertisment: Tensiune electrică periculoasă! Consultați instrucțiunile de utilizare. Deconectați și închideți sursa de energie înainte de a lucra cu acest dispozitiv. Atenție! Instalarea trebuie realizată doar de către o persoană cu expertiză electrotehnică.</p>
<p>es Advertencia: ¡Tensión peligrosa! Consulte las instrucciones de instalación. Antes de trabajar con este dispositivo, desconecte y bloquee la corriente. ¡Atención! La instalación debe ser realizada únicamente por un técnico electricista.</p>	<p>ru Предупреждение: Опасное электрическое напряжение! Обратитесь к инструкциям по монтажу. Отключите электропитание и обеспечьте безопасность перед началом работ. Внимание! Монтаж должен выполняться только специалистом по электротехническим работам.</p>
<p>et Hoiatus: Elektrilöögi oht! Lisateavet vaadake kasutusjuhendist. Enne selle seadmega töötamist ühendage lahti ja lukustage toide. Tähelepanu! Seadet tohib paigaldada ainult elektrotehnilise kogemusega isik.</p>	<p>sk Výstraha: Nebezpečné napätie! Pozrite si návod na použitie. Pred začatím prác na tomto zariadení odpojte a zablokujte napájanie. Pozor! Inštaláciu smie vykonávať len osoba s odbornými znalosťami v oblasti elektrotechniky.</p>
<p>fi Varoitus: Vaarallinen jännite! Katso asennusohje. atkaise virta ja estä virran kytkeminen lukituksella ennen töiden aloittamista. Huomio! Asennuksen saa suorittaa vain henkilö, jolla on kokemusta sähkötekniikasta.</p>	<p>sl Opozorilo: Nevarna napetost! Glejte navodila za uporabo. Pred delom na tej napravi izklopite in zaklenite električno napajanje. Pozor! Namestitve sme izvesti samo elektrotehnični strokovnjak.</p>
<p>fr Avertissement: Tension dangereuse! Consultez les consignes d'installation. Débranchez et verrouillez l'alimentation électrique avant d'entreprendre des travaux sur cet appareil. Attention! L'installation doit être effectuée uniquement par une personne ayant une expertise en électrotechnique.</p>	<p>sv Varning: Livsfarlig spänning! Se i bruksanvisningen. Frånkoppla och blockera anläggning eller en anläggningsdel innan arbete utförs. Obs! Får endast installeras av behörig elektriker.</p>
<p>hr Upozorenje: Opasan napon! Pogledajte upute za ugradnju. Odspojite i isključite struju prije rada na ovom uređaju. Pažnja! Ugradnja je dopuštena samo osobama stručnim u području elektrotehnike.</p>	<p>tr Uyarı: Tehlikeli gerilim! Montaj talimatlarına bakın. Bu cihaz üzerinde çalışmadan önce elektriği kesin ve kilitleyin. Dikkat! Yalnızca elektroteknik uzmanlığa sahip kişiler tarafından kurulabilir.</p>
<p>hu Figyelmeztetés: Veszélyes feszültség! Lásd a használati utasítást. Válassza le és zárja ki az áramellátást, mielőtt a berendezésen dolgozni kezd. Figyelem! Az üzembe helyezés csak elektrotechnikai szakértelemmel rendelkező személy végezheti el.</p>	<p>zh 警告：高压危险！请参见操作手册。 操作本设备前请断开并锁定电源。注意！安装仅限专业电工人员。</p>

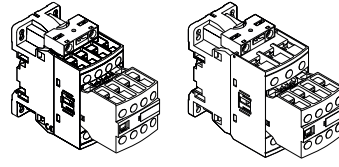
INSTALLATION INSTRUCTIONS

AF(C)09...38(Z)(B), NF(C)(Z)(B)22...80E, CA4, CAL4, CAT4, CC4, LDC4

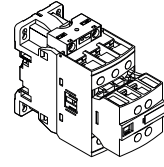
Contactors AF, contactor relays NF and accessories



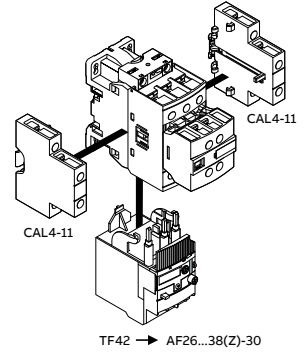
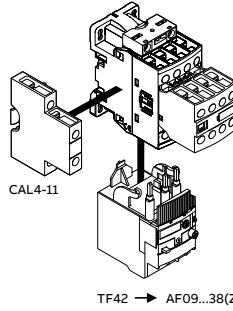
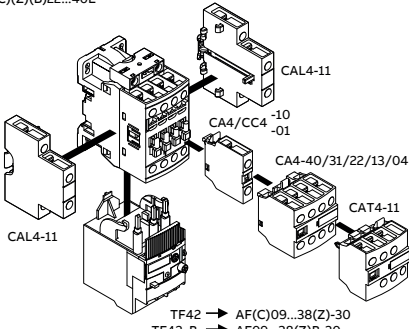
AF(C)09...16(Z)(B)-30-01
AF(C)09...16(Z)(B)-30-10
AF(C)09...16(Z)(B)-40-00
AF(C)09...16(Z)(B)-22-00
NF(C)(Z)(B)22...40E



AF09...16(Z)-30-22
NF(C)(Z)(B)44...80E
AF26...38(Z)-30-22

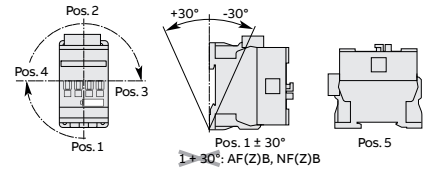


AF26...38(Z)-30-11



⚠ CC4 : * max 1x CC4-10 + max 1x CC4-01 / CC4-01 : ** max NC-1

	NF(C)(Z)(B)40E AF(C)09...16(Z)(B)-30-10 AF(C)09...16(Z)(B)-40-00 AF(C)26...38(Z)(B)-30-00	NF(C)(Z)(B)22...31E AF(C)09...16(Z)(B)-30-01 AF(C)26...38(Z)(B)-40-00 AF(C)09...38(Z)(B)-22-00	NF(C)(Z)(B)44...80E AF09...38(Z)-30-22	AF26...38(Z)-30-11
Pos. 1, 2, 3, 4	max 6 aux contacts* / 4NC**	max 6 aux contacts* / 3NC**	max 1x CAL4-11	max 2x CAL4-11
Pos. 1 ± 30°, 5	max 6 aux contacts* / 3NC**	max 6 aux contacts* / 2NC**	max 1x CAL4-11	max 2x CAL4-11



	⊕	⚡	⚡	Rigid Solid		⚡	⚡	⚡	⚡	⚡
				Rigid Solid	Rigid Stranded					
AF(C)09...16(Z)(B)	M 3.5 1.5 Nm (13 Lb.in)	∅ 5.5 mm (0.22 in)	Posidriv N°2	1 or 2 x 1...4 mm ² 1 or 2 x AWG 16-10	1 or 2 x 1...6 mm ² 1 or 2 x AWG 16-10	1 or 2 x 0.75...6 mm ²	1 x 0.75...4 mm ² 2 x 0.75...2.5 mm ²	10 mm (0.39 in)	< 9.6 mm (0.38 in)	
AF(C)26...38(Z)(B)-30	M 4 2.5 Nm (22 Lb.in)	∅ 6.5 mm (0.26 in)		1 or 2 x 2.5...4 mm ² 1 or 2 x AWG 14-10	1 or 2 x 2.5...10 mm ² 1 or 2 x AWG 14-8	1 or 2 x 1.5...10 mm ²	1 x 1.5...10 mm ² 2 x 1.5...4 mm ²	14 mm (0.55 in)	< 12.5 mm (0.49 in)	
AF(C)26...38(Z)(B)-40/22	M 4.5 2.5 Nm (22 Lb.in)	∅ 5.5 mm (0.22 in)		1 or 2 x 1.5...4 mm ² 1 or 2 x AWG 16-10	1 or 2 x 1.5...16 mm ² 1 or 2 x AWG 16-6	1 or 2 x 1.5...16 mm ²	1 or 2 x 1.5...16 mm ²	12 mm (0.47 in)	-	
NF(C)(Z)(B)... AF(C)09...16(Z)(B)-30-10 AF(C)09...16(Z)(B)-30-01 AF09...38(Z)-30-22 AF26...38(Z)-30-11	M 3.5 1.2 Nm (11 Lb.in)	∅ 5.5 mm (0.22 in)	1 or 2 x 1...2.5 mm ² 1 or 2 x AWG 18-14		1 or 2 x 0.75...2.5 mm ²	1 x 0.75...2.5 mm ² 2 x 0.75...1.5 mm ²	10 mm (0.39 in)	< 8 mm (0.31 in)		
NF(C)(Z)(B)... AF(C)09...38(Z)(B) LDC4										
CA4... CC4... CAT4... CAL4-11										

Push-in / Spring	Wiring / Unwiring	⚡	⚡ Rigid Solid	⚡	⚡	⚡	⚡
LDC4K	<p>Wiring / Unwiring with screwdriver</p>	∅ 3 mm (0.12 in) x 0.5 mm (0.02 in)	1 or 2 x 1...2.5 mm ² 1 or 2 x AWG 18-14	1 or 2 x 1...2.5 mm ²	1 or 2 x 1...1.5 mm ²	-	10 mm (0.39 in)
CAL4...K	<p>Wiring / Unwiring with screwdriver</p>	⚡		1 or 2 x 0.5...2.5 mm ²	1 or 2 x 0.5...1.5 mm ²	1 or 2 x 0.5...2.5 mm ²	

INSTALLATION INSTRUCTIONS

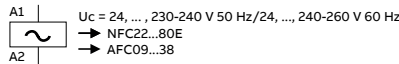
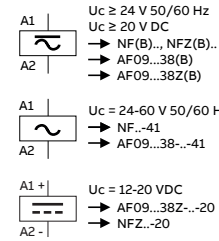
AF(C)09...38(Z)(B), NF(C)(Z)(B)22...80E, CA4, CAL4, CAT4, CC4, LDC4

Contactors AF, contactor relays NF and accessories

According to UL60947-4-1 and CSA C22.2 NO. 60947-4-1, for use on a circuit capable of delivering not more than the max. symmetrical amperes at the max. voltage shown in the table below.
WARNING : if opening of BCP, controller shall be examined and replaced if damaged.

Max short-circuit at 480 V, 600 V (kA)	AF(C)09...12	AF(C)16	AF(C)26-30	AF(C)30...38-30
	max Fuse 30 A/RK5 30 A/J	max Fuse 60 A/RK5 60 A/J	max Fuse 60 A/RK5 60 A/J	max Fuse 100 A/RK5 100 A/J
	5	100	5	100
Max short-circuit at	AF(C)09...16		AF(C)26...38-30	
	Circuit Breaker XT2V125 (60 A)		Circuit Breaker XT2V125 (125 A)	
480 V (kA)	10		100	
600 V (kA)	10		42	

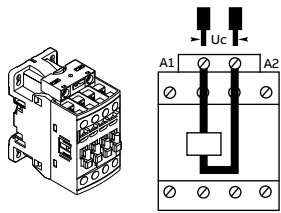
Acc. to UL60947-4-1 and CSA C22.2
 NO. 60947-4-1 min. enclosure for:
 AF(C)09...16(Z)(B), NF(C)(Z)(B)...: 180 x 130 x 150 mm
 AF(C)26...38(Z)(B)-30: 255 x 180 x 175 mm
 AF(C)26...38(Z)(B)-40/22: 180 x 130 x 175 mm



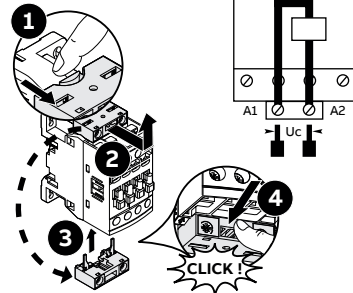
NOTICE: This product has been designed for environment A. Use of this product in environment B may cause unwanted electromagnetic disturbances in which case the user may be required to take adequate mitigation measures.

... V 50/60 Hz	Devices comply to GB21518	Energy efficiency level	Holding power VA
24...250 V	AF09...38(Z)(B)-30..	2	3.5
250...500 V	AF09...16(B)-30.. AF26...38(B)-30..	2	5 5.5
24...260 V	AFC09...16-30.. AFC26...38-30..	3 2	9.5 9.5

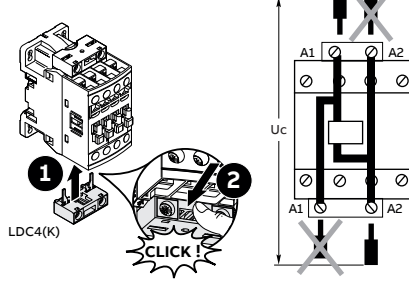
NF(C)(Z)(B)..
 AF(C)09...38(Z)(B)



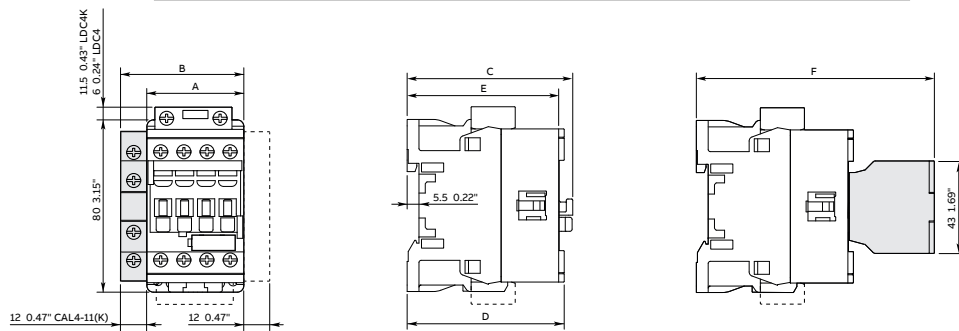
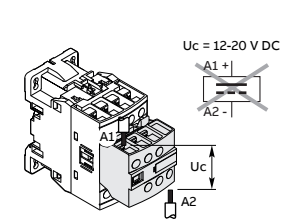
NF(C)(Z)(B)..
 AF(C)09...38(Z)(B)



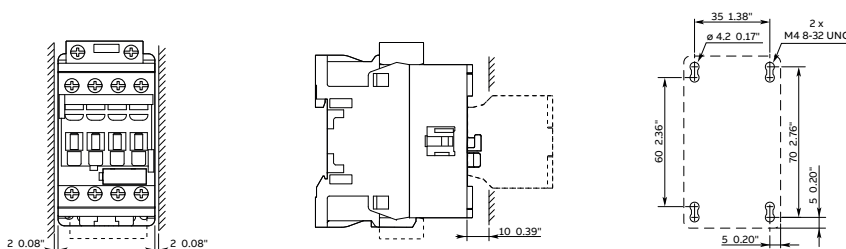
NF(C)(Z)(B).. + LDC4(K)
 AF(C)09...38(Z)(B) + LDC4(K)



NF(C)(Z)(B).. + CAT4...
 AF(C)09...38(Z)(B) + CAT4...



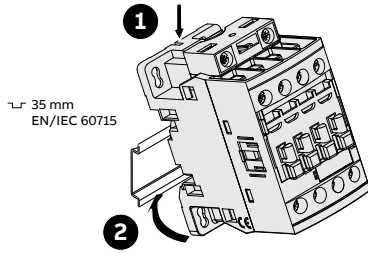
	A mm inch	B mm inch	C mm inch	D mm inch	E mm inch	F mm inch	
						CA4(K) CC4	CAT4
AF(C)09...16(Z)(B) NF(C)(Z)(B)22...40E	45 1.77"	57 2.24"	77 3.03"	73 2.87"	71 2.80"	110.5 4.35"	102.5 5.03"
AF(C)26...38(Z)(B)-30			86 3.39"	82 3.23"	80 3.15"	119.5 4.70"	111.5 4.39"
AF(C)26...38(Z)(B)-40			101 3.98"	97 3.82"	95 3.74"	134.5 5.30"	126.5 4.98"



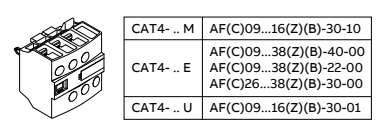
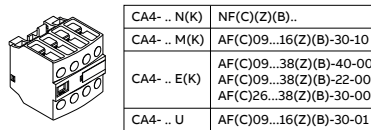
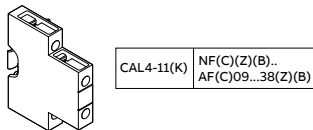
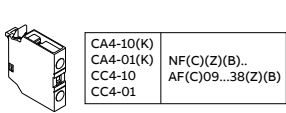
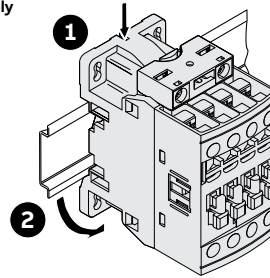
INSTALLATION INSTRUCTIONS

AF(C)09...38(Z)(B), NF(C)(Z)(B)22...80E, CA4, CAL4, CAT4, CC4, LDC4
 Contactors AF, contactor relays NF and accessories

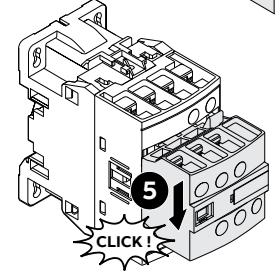
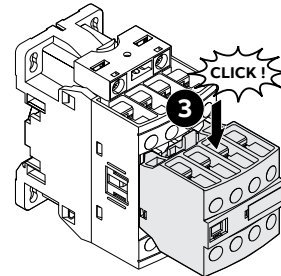
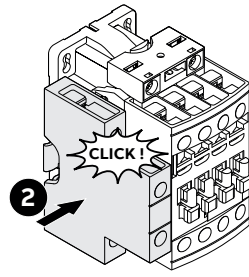
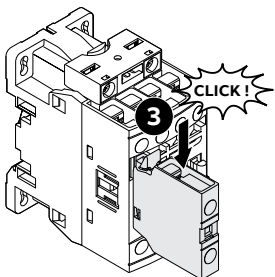
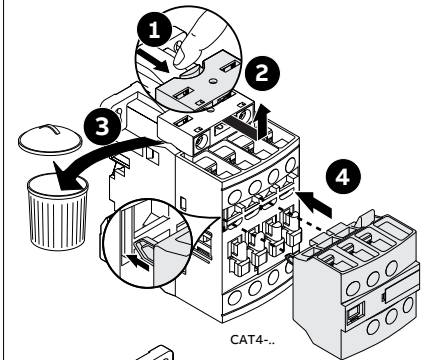
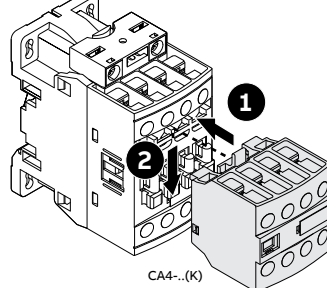
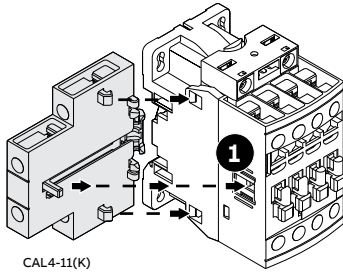
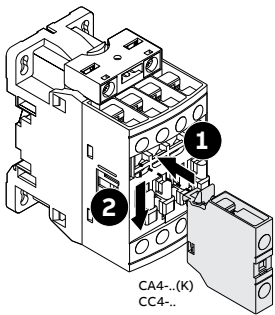
Assembly



Disassembly



Assembly



Disassembly

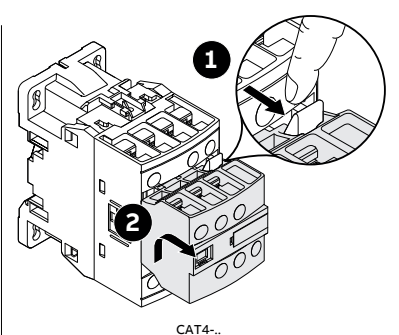
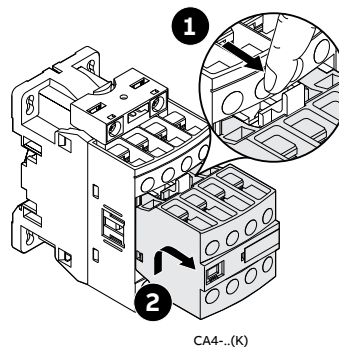
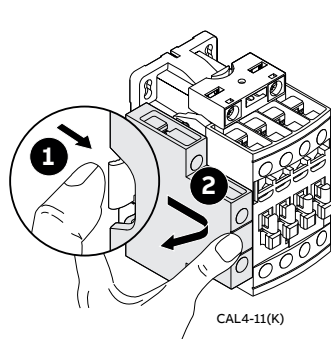
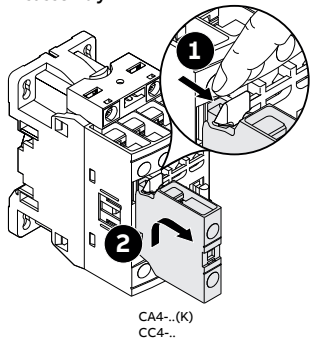


ABB France
 11, rue d'Arsonval
 69680 Chassieu
 France

Further information:
 3-pole contactors 4-pole contactors



Contactor relays



Revision
 H

Revision date
 2021-12-03

Document number
 1SBC101027M6801

© Copyright 2021 ABB.
 All rights reserved.
 Specifications subject
 to change without notice.