

FIG-1

740030

For indoor use only.
If the external flexible cable or cord of this luminaire is damaged, it shall be exclusively replaced by the manufacturer or his service agent or a similar qualified person in order to avoid a hazard.

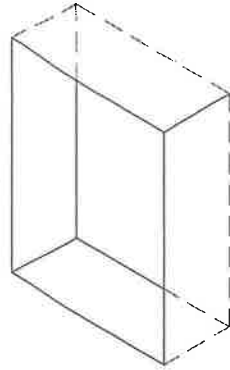


FIG-2

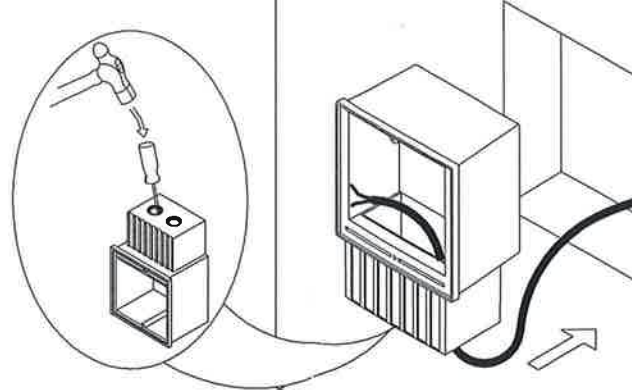


FIG-3

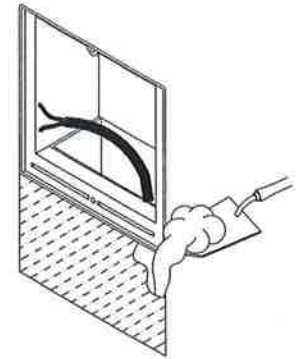
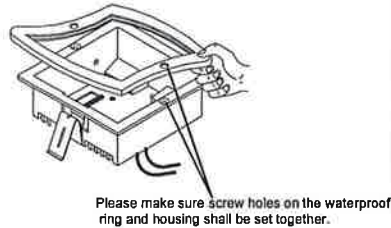


FIG-4

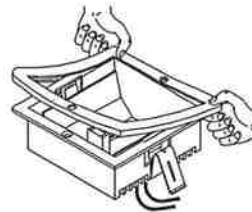
①



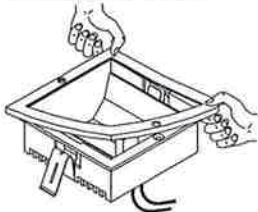
②



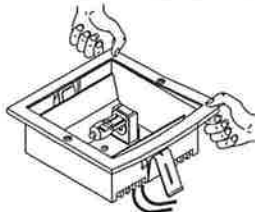
③



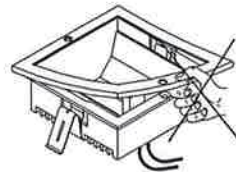
④



⑤



⑥



1. Fit one corner of the waterproof ring into one housing corner.

Please make sure screw holes on the waterproof ring and housing shall be set together as the Picture 2 shows.

2. Hold the well-fitted corner, and then fix up the other three corners according to pictures 3, 4, 5.

3. Please follow the correct installation illustrated in the picture 2, 3, 4, and 5.

Don't pull the edge of waterproof ring during installation as shown in Picture 6.

FIG-5

Luminaires not suitable for covering with thermally insulating material
.....

