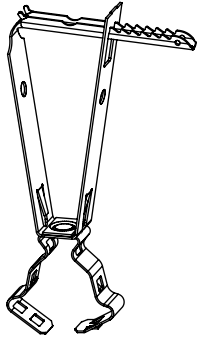


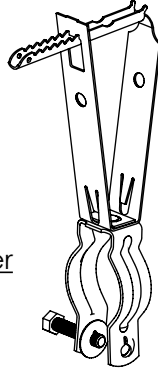
TDH Series

Decking Offset Clips and Box / Conduit Hangers



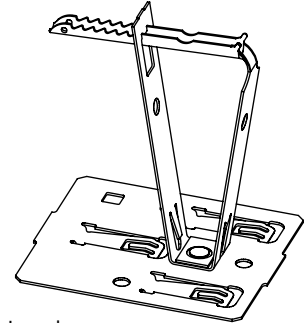
Part Number

6MTDH
812MTDH
16MTDH
20MTDH
24MTDH



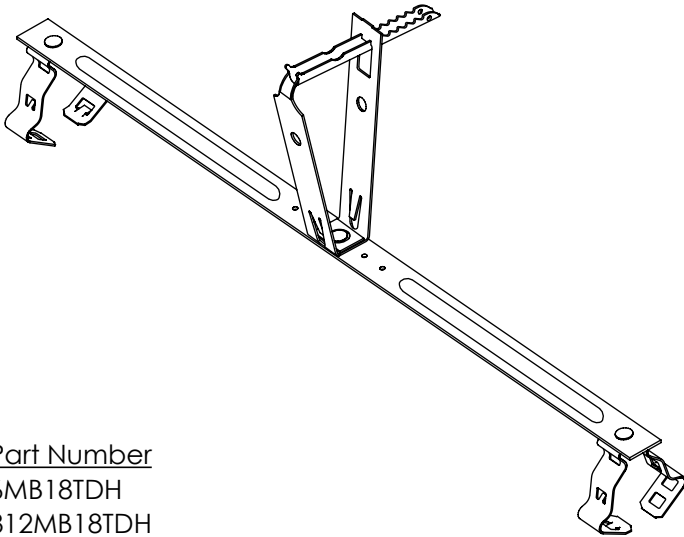
Part Number

CD08BDH
CD18BDH
CD28BDH
CD2.5BDH



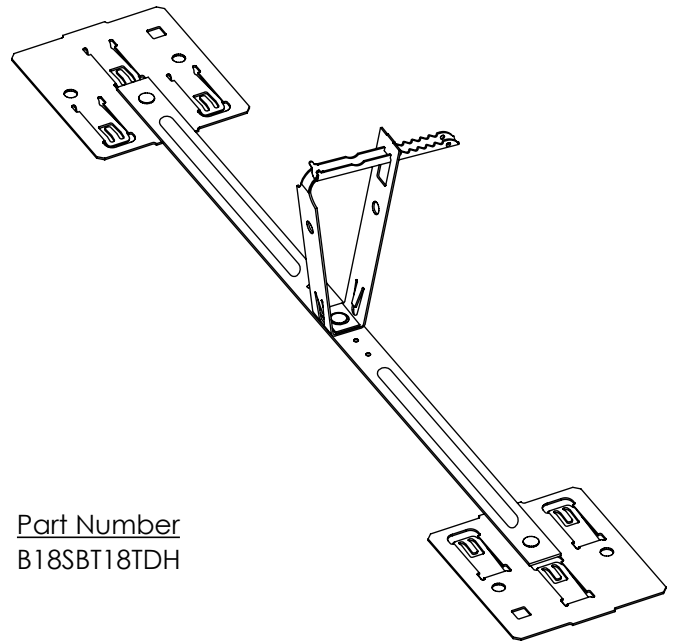
Part Number

SBT18TDH



Part Number

6MB18TDH
812MB18TDH
16MB18TDH



Part Number

B18SBT18TDH

WARNING:

1. nVent products shall be installed and used only as indicated in nVent product instruction sheets and training materials. Instruction sheets are available at www.nVent.com and from your nVent customer service representative.
2. nVent products must never be used for a purpose other than the purpose for which they were designed or in a manner that exceeds specified load ratings.
3. All instructions must be completely followed to ensure proper and safe installation and performance.
4. Improper installation, misuse, misapplication or other failure to completely follow nVent's instructions and warnings may cause product malfunction, property damage, serious bodily injury and/or death, and void your warranty.
5. Products that are manufactured using spring steel components shall be used only in a non-corrosive indoor environment.
6. All pipe supports, hangers, intermediate components and structural attachments must ONLY be used as described herein and are NEVER to be used for any other purpose.

NOTE: All load ratings are for static conditions and do not account for dynamic loading such as wind, water or seismic loads, unless otherwise noted.

The customer is responsible for:

- a. Conformance to all governing codes.
- b. The integrity of structures to which the products are attached, including their capability of safely accepting the loads imposed, as evaluated by a qualified engineer.
- c. Using appropriate industry standard hardware as noted above.

SAFETY INSTRUCTIONS:

All governing codes and regulations and those required by the job site must be observed. Always use appropriate safety equipment such as eye protection, hard hat, and gloves as appropriate to the application.

nVent, nVent CADDY, nVent ERICO Cadweld, nVent ERICO Critec, nVent ERICO, nVent ERIFLEX, and nVent LENTON are owned by nVent or its global affiliates. All other trademarks are the property of their respective owners. nVent reserves the right to change specifications without prior notice.

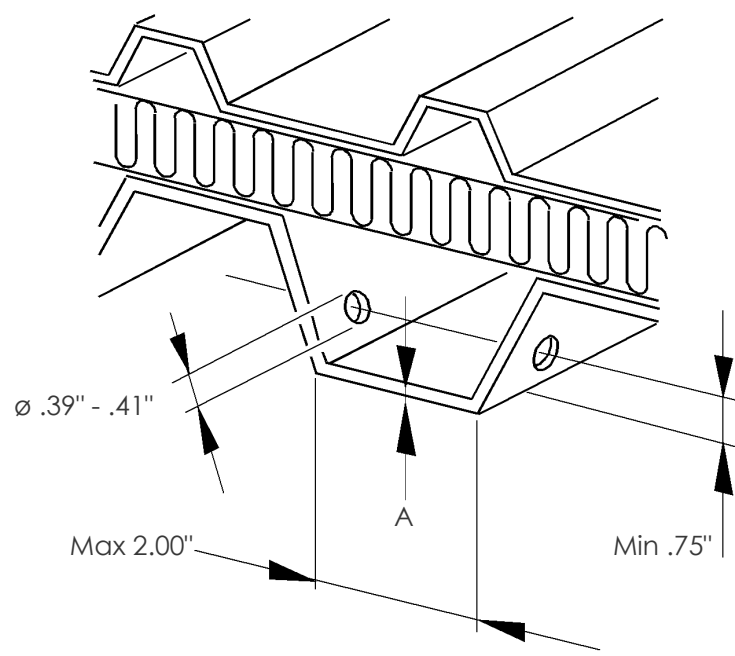
TECHNICAL SUPPORT:
www.nVent.com

CFS433_D

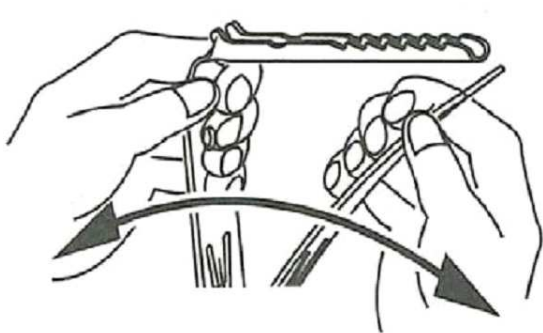
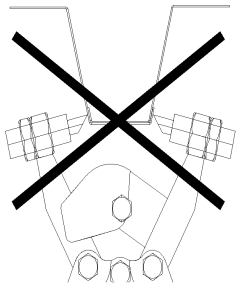
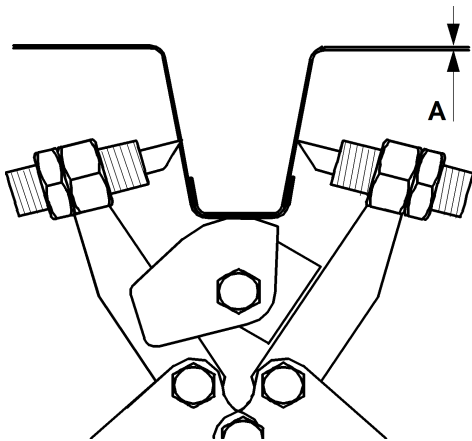
1 OF 4

© 2010 - 2021 nVent All Rights Reserved

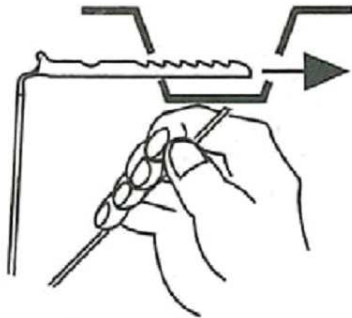




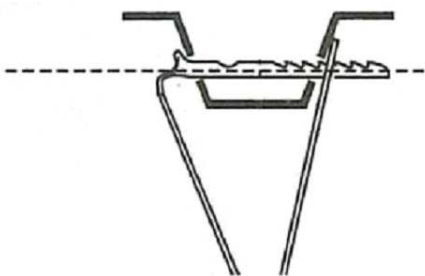
Part Number	Deck Thickness "A" in [mm]
TDHP2	$<.047"$ [$<1.2\text{mm}$]
TDHP2PR10	Punch Set



Step 1

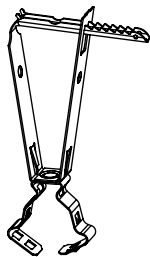


Step 2

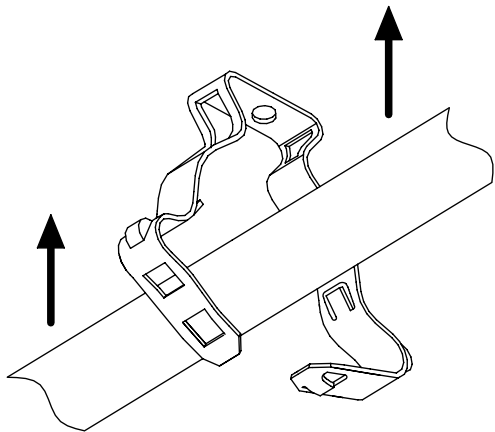


Step 3

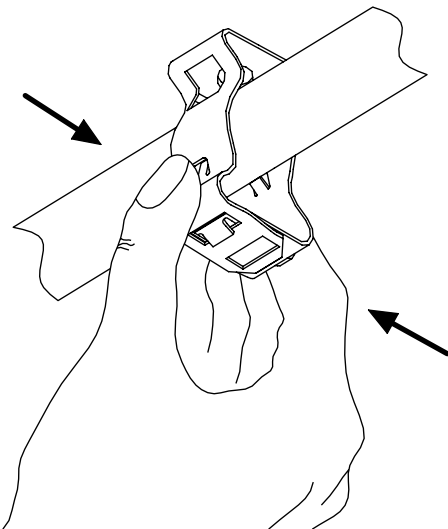
Part Number
6MTDH
812MTDH
16MTDH
20MTDH
24MTDH



Static Load Limit 100 lbs [450 N]
Note: Static load limits apply to
nVent CADDY fasteners only

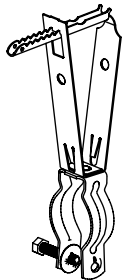


Step 1



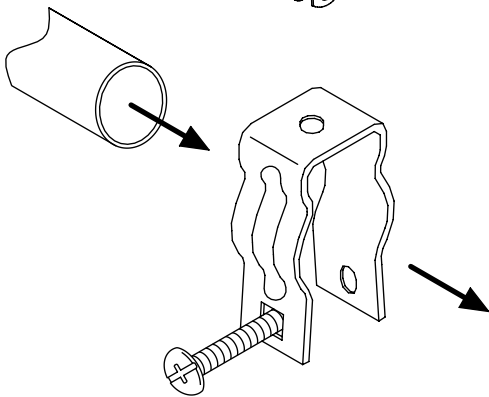
Step 2

Part Number
CD0BTDH
CD1BTDH
CD2BTDH
CD2.5BTDH

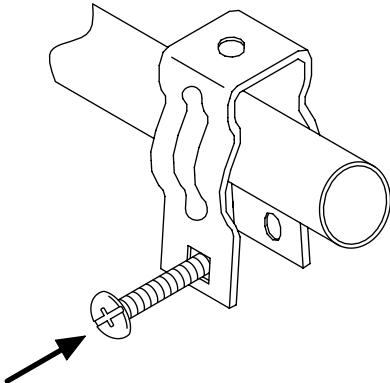


Deck Thickness "A" in [mm]	Static Load Limit lbs [N]
.025-.028 [0.63-0.7]	130 [600]
>.028-.031 [>0.7-0.8]	150 [700]
>.031-.039 [>0.8-1.0]	180 [800]
>.039-.059 [>1.0-1.5]	200 [900]

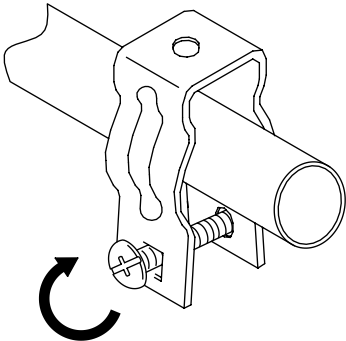
Note: Static load limits apply to
nVent CADDY fasteners only



Step 1



Step 2

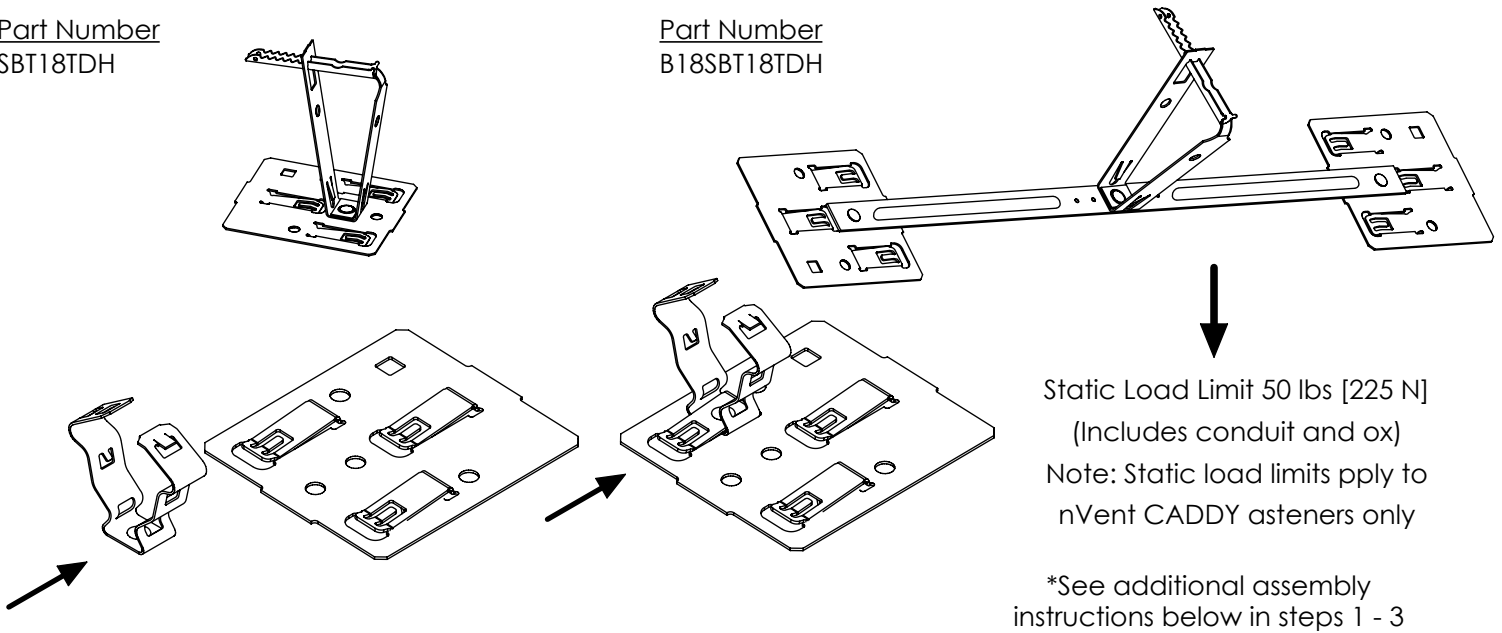


Step 3

Static
Load
Limit
(see table)

Part Number
SBT18TDH

Part Number
B18SBT18TDH



Part Number
6MB18TDH
812MB18TDH
16MB18TDH

