


CONNECT AND PROTECT

nVent CADDY Speed Link

Universal Support System



WIRE ROPE SUPPORT SYSTEMS

AN EXAMINATION OF THE UNIQUE ADVANTAGES OF WIRE ROPE SUPPORT SYSTEMS IN MECHANICAL, ELECTRICAL AND DATACOM INSTALLATIONS.

Benefits of a Wire Rope Support System



Cable support systems offer a unique combination of advantages that benefit almost any contracting project.

CONTRACTORS USE WIRE ROPE SUPPORT SYSTEMS BECAUSE THEY ARE LIGHTWEIGHT, SAFE, EFFECTIVE AND EASY TO INSTALL. WHILE MOST COMPARABLE METHODS ARE DESIGNED FOR A SPECIFIC APPLICATION, WIRE ROPE SYSTEMS EXCEL IN FOUR KEY AREAS:

ADAPTABILITY: Unlike other support systems, wire rope can be easily adapted to work with a variety of applications. The system appears very simple, but can be easily modified to hang rectangular duct, spiral duct, piping, basket tray, light fixtures and almost any other application that hangs from the ceiling. When cable supports are used for multiple applications on a jobsite, it greatly reduces the number of different products and tools that are needed, reduces waste, and simplifies purchasing.

FLEXIBILITY: Steel cable is incredibly flexible and allows for assemblies to be supported from a variety of angles. Unlike other methods that can be rigid and demand timely measurement, wire rope gives installers more slack when installing.

SPEED: Traditional support methods can make installing large assemblies very difficult. However, wire rope systems can be very quickly installed. Other hanging methods, like jack chain, metal strap and threaded rod, need to be measured, cut, and installed using several tools. Wire rope systems are much easier to adjust and eliminate many of the time consuming tasks required for other installation methods.

ADJUSTABILITY: Installers can easily make fine adjustments with a wire rope support system by unlocking the wire from the locking device, moving the assembly and relocking the wire. Additionally, even load distribution between several supports can be easily and quickly checked by measuring cable tension the same way a contractor would measure tension on a V-Belt.

THE NVENT CADDY SPEED LINK SYSTEM

AT A GLANCE

nVent CADDY Speed Link SLS

Structural Attachments – Use Locking Device at Load



nVent CADDY Speed Link LD

Use at Structure or Load



nVent CADDY Speed Link SLDM

Use at Structure or Load

Load Attachment – Use Locking Device at Structure



nVent CADDY Speed Link Extensions

Load Attachments – Use With Other nVent CADDY Speed Link Systems



nVent CADDY Speed Link Accessories

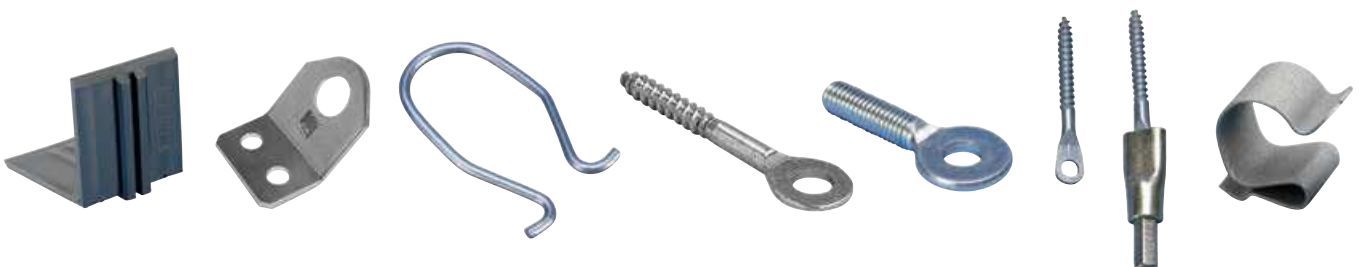


Table of Contents



Speed Link Catenary SystemPage 14

Versatile suspension solution including a comprehensive range of accessories.



Speed Link SLK SystemPage 20

Available with a variety of specialty end fittings, a range of wire rope diameters and lengths, and includes a unique keyless locking device.



Speed Link SLS SystemPage 32

Available with a variety of specialty end fittings, a range of wire rope diameters and lengths, and includes a unique keyless locking device.




Speed Link LD SystemPage 39

Light duty wire rope system include locking device, 1.5 mm diameter wire rope, and specialty end fitting.



Speed Link SLDM SystemPage 41

Light-duty wire rope system with ultra low-profile locking device and threaded stud end.



Speed Link ExtensionsPage 44

Wire rope extensions with specialty end fittings to combine with other Speed Link systems.



Speed Link Locking Devices and Wire Rope Page 46

Locking devices and wire rope are available in bulk allowing installers to customize Speed Link systems for any project.



Speed Link AccessoriesPage 50

Accessories for Speed Link wire rope systems.

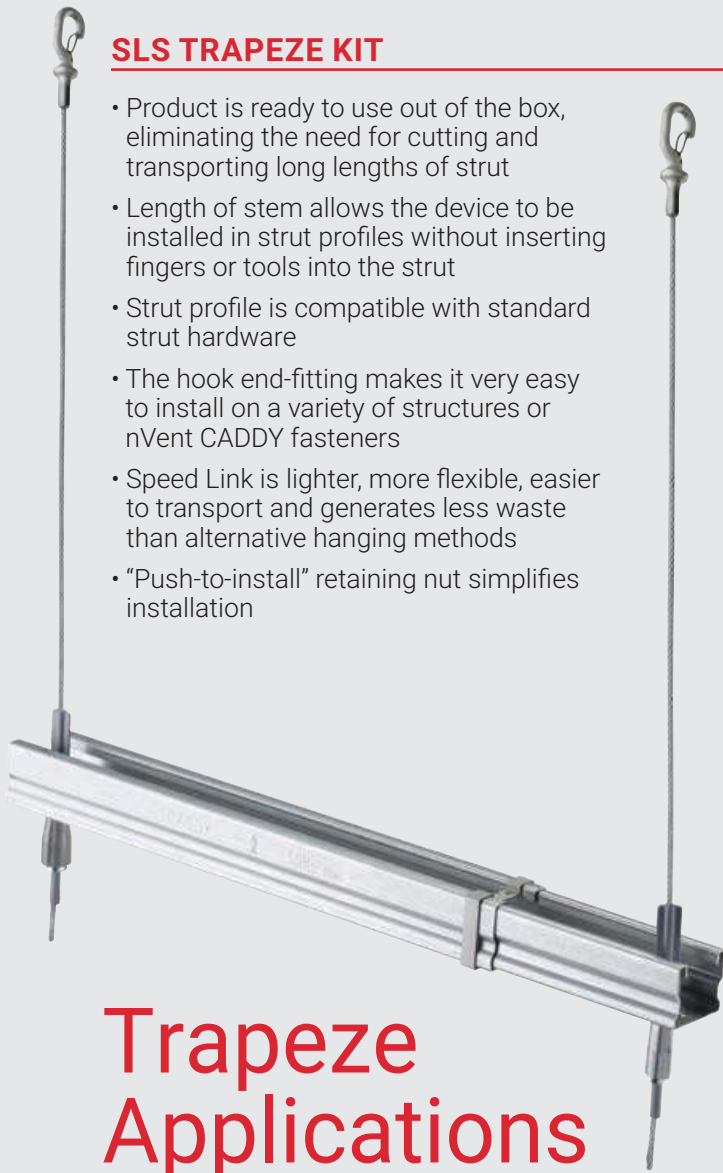


Related ProductsPage 53

Related Products for use with Speed Link wire rope systems.

SLS TRAPEZE KIT

- Product is ready to use out of the box, eliminating the need for cutting and transporting long lengths of strut
- Length of stem allows the device to be installed in strut profiles without inserting fingers or tools into the strut
- Strut profile is compatible with standard strut hardware
- The hook end-fitting makes it very easy to install on a variety of structures or nVent CADDY fasteners
- Speed Link is lighter, more flexible, easier to transport and generates less waste than alternative hanging methods
- "Push-to-install" retaining nut simplifies installation



The nVent CADDY Speed Link SLS locking device works with C-channel, standard strut and the Telescoping Strut Replacement to create a quick and easy trapeze for any lightweight installation. Multiple end-fittings are available to secure the wire to common structural features. The locking device quickly attaches to the strut channel with the push-in plastic washer and the whole assembly can be lifted onto the wire rope, making it ideal for on- or off-site prefabrication. Additionally, with locking devices available in bulk, multiple levels of services can be attached to the same wire, which is helpful to limit the number of fixing points at the structure.

The TSR1220SLS3 kit is designed to combine the benefits of the SLS locking device with the time saving and the flexibility of the Telescoping Strut Replacement. The hook end fittings of the Speed Link wire rope quickly attach to a variety of structures and nVent CADDY Fasteners, and the Telescoping Strut Replacement can be extended to any length between 30 and 50 cm, allowing the assembly of a full trapeze in seconds, without the use of any tools.

Trapeze Applications




Electrical / Data Applications

Speed Link support systems cater nicely to electrical and datacom installations. The wire rope easily attaches to suspended electrical services like lights or quickly attaches to trapeze. Additionally, several Speed Link locking devices and end fittings can quickly attach to basket or perforated tray to support electrical or data cables.



Mechanical Applications



Speed Link offers the ideal solution for a variety of plumbing and HVAC installations. Wire rope can quickly attach directly to the service, like round duct, or a trapeze of pipe runs, to ensure an easy and cost-effective installation.

With mechanical services adding weight to a structure, it is important that the hanging method is not over-engineered. With its high strength-to-weight ratio, wire rope does not add unneeded strain to the building.



The SLK locking device can withstand a wire rope spread angle of up to 90 degrees, meaning that the device can be placed closer to wide services, like round duct, hiding the locking device from view and creating a tighter, more aesthetically pleasing finished installation.



Concrete Applications

SLK WITH WEDGE ANCHOR

- Complete system includes wire, locking device and wedge anchor from Powers Fasteners, Inc.
- Quickly and easily attaches into cracked and non-cracked concrete
- No special tools required
- ETA-13/0106 approval available for wedge anchor from Powers Fasteners, Inc.



As concrete construction grows in popularity, it is increasingly important that all needed services can attach directly to concrete structure. nVent CADDY offers several concrete structural attachments riveted to precut wire rope or not, allowing installers to hang all necessary services directly to structure.

NVENT CADDY SPEED LINK COMES WITH A VARIETY OF LOCKING DEVICES AND END FITTINGS. THE BENEFIT OF THE SYSTEM IS THAT IT IS SO ADAPTABLE, BUT WITH SO MANY OPTIONS OF HOW TO ASSEMBLE THE SYSTEM, IT IS IMPORTANT TO UNDERSTAND THE UNIQUE BENEFITS OF EACH CONFIGURATION.



LOCKING DEVICE AT STRUCTURE

Having the locking device on the structure end of a Speed Link assembly can be beneficial because it allows for the most adaptability with different structure types. When the structure is unpredictable or untraditional, the wire rope only needs to be wrapped around a member and locked in place with an SLK locking device. On the other end, multiple end-fittings can attach to a variety of load types.



nVent CADDY Speed Link Locking Device									End Fittings	Ceiling Structure										Wall Structure		
LD	SLDM	SLK2		SLK3	SLK6	SLS2		SLS3		Concrete				Metallic			Catenary	Wood	Concrete	Brick	Other	
1.5 mm	1.5 mm	1.5 mm	2 mm	3 mm	6 mm	1.5 mm	2 mm	3 mm		Slab	Metal Decking	Beam	Hollow Core	Beam	Purlin	Metal Decking	T-Grid		Beam			
		X	X	X					Angle Bracket													
		X	X						Shot-Fire Bracket		X		X	X					X			
		X	X				X		Decking Hook						X							
		X	X						Hammer-On Flange Clip					X								
X	X	X	X	X	X		X	X	Hook													
		X	X	X					Loop				X	X	X							
		X	X	X			X		Threaded Stud End													
		X	X	X			X	X	Wedge Anchor		X	X	X	X*					X			
									Toggle						X							
		X	X	X					Catenary Clip								X					
X		X	X	X	X				Loop the cable around the structure and through the locking device				X	X	X	X						
															XX							

- End-fitting designed to be used at the load
- End-fitting can be used both at structure and load
- End-fitting designed to be used at structure
- X End-fitting used at structure without accessories
- End-fitting installed on structure when combined with accessories from the nVent CADDY range
- * Minimum embedment depth of the anchor must be met. To be approved by the Structural Engineer.


nVent CADDY Speed Link Locking Device									End Fittings	Electrical & Data Service							Mechanical Service							
LD	SLDM	SLK2		SLK3	SLK6	SLS2		SLS3		Light Support			Cable Management Support				Signage	Suspended Ceiling	HVAC				Plumbing	
1.5 mm	1.5 mm	1.5 mm	2 mm	3 mm	6 mm	1.5 mm	2 mm	3 mm		Tropher	Work Light	HID	Wire Basket Tray	Perforated Cable Tray	Cable Ladder	Fabric Cable Tray			Rectangle Duct	Round Duct	Fabric Duct	Ceiling Fan Unit	Single Pipe Run	Pipe Rack
		X	X	X																				
		X	X																					
		X	X					X																
		X	X																					
X	X	X	X	X				X	X										X	X	X	X	X	X
		X	X	X																				
		X	X	X				X																
		X	X	X				X																
	X	X							X	X														
			X						X			X	X	X							X			
		X	X						X	X														
		X	X	X																				
X		X	X	X						X	X	X	X	X				X	X	X	X	X	X	X
								X					X								X		X	
								X	X												X		X	
								X																
	X									X														

- End-fitting designed to be used at the load
- End-fitting can be used both at structure and load
- End-fitting designed to be used at structure
- X End-fitting used at load without accessories
- End-fitting installed on load when combined with accessories from the nVent CADDY range

LOCKING DEVICE AT LOAD

Having the locking device on the load end of a Speed Link assembly is not required, but is often most beneficial. On the load side, there are more locking device options, including the Speed Link SLS. Additionally, many end fittings are made specifically for different structure types. Regardless of the situation, these fittings, like the concrete anchor and hammer-on beam clamp, cannot be placed on the load side.

With the locking device at the load, fine adjustments are also much easier. If a load needs to be moved slightly up or down, it is much easier to make the adjustment when the installer stands directly next to the service that needs to be moved, as opposed to several meters above at the structure side.



OTHER CONFIGURATIONS

Speed Link can also be purchased in bulk kits with wire rope spools and locking devices. This allows setups with the locking device on each end and infinite loop setup, in which neither end has a locking device. This may be advantageous in installations with unique and non-repeating support needs.

nVent CADDY Speed Link Catenary System

SYSTEM FEATURES

nVent CADDY Speed Link Catenary System provides an easy and fast-to-install fixing solution for commercial buildings where structural supports are far apart. This versatile solution, which can be installed on almost any type of structures, will also increase safety on the jobsite by limiting the amount of time spent on a lift doing repetitive and cumbersome tasks, keeping the number of tools down to a minimum and providing an easy-to-remove solution.

SAFETY FEATURES

Thanks to the accurate tensioning tool and the keyless locking device and hook, installing and removing a Catenary system is now a safe and easy, 1-person's task

AESTHETIC FEATURES

Similar housing style creates a consistent look when used in projects alongside the nVent CADDY Speed Link SLK & SLS System / Consistent look with the rest of the nVent CADDY Speed Link Offering

EASE OF USE FEATURES

Spring steel, snap-In Drop Wire Clip installs in seconds on 6mm cable and is available with and without riveted wire for even more applications

Only one locking device per precut length. The hook end fitting on the other end allows for an even faster installation

Comprehensive range of accessories available to accommodate all types of installation / structure

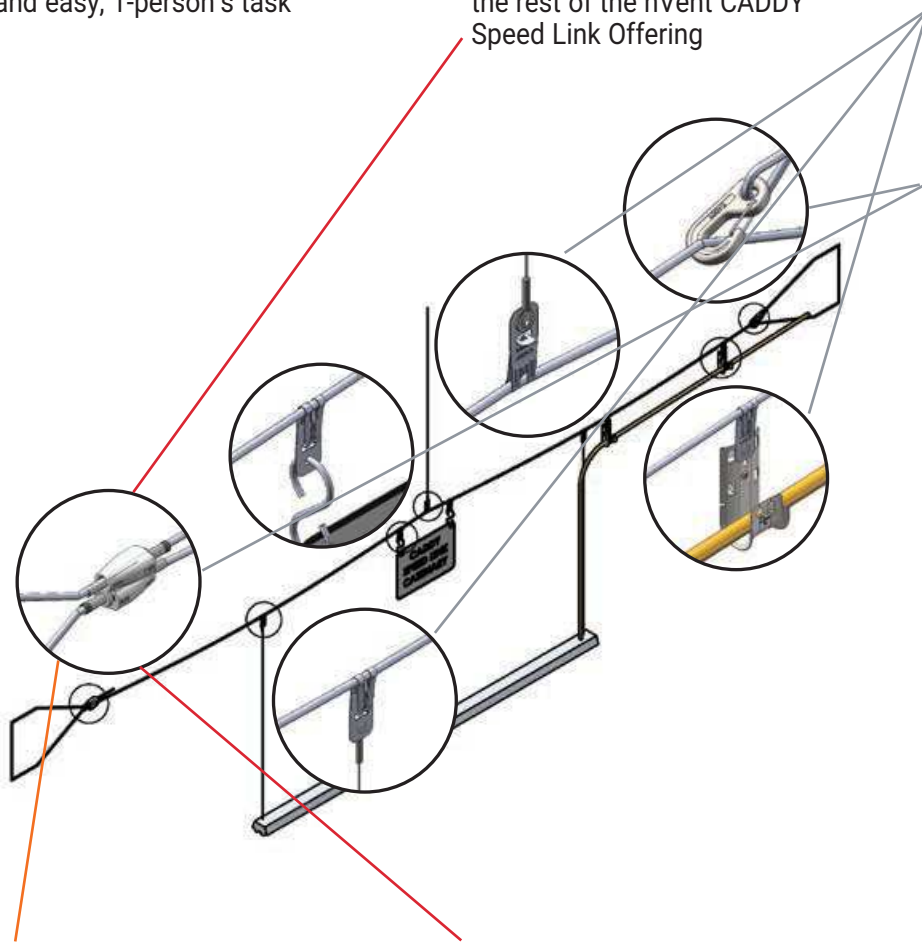
Universal self-supporting tensioning tool hangs on the catenary cable, giving the installer a free hand to hold on when tensioning the cable

The color of the line corresponds to the larger goal of each feature:

SAFETY FEATURES

AESTHETIC FEATURES

EASE OF USE FEATURES



Keyless release tubes designed to allow safe and easy adjustment, even while wearing bulky gloves

Shape of the locking closely follow the cable to reduce visual impact

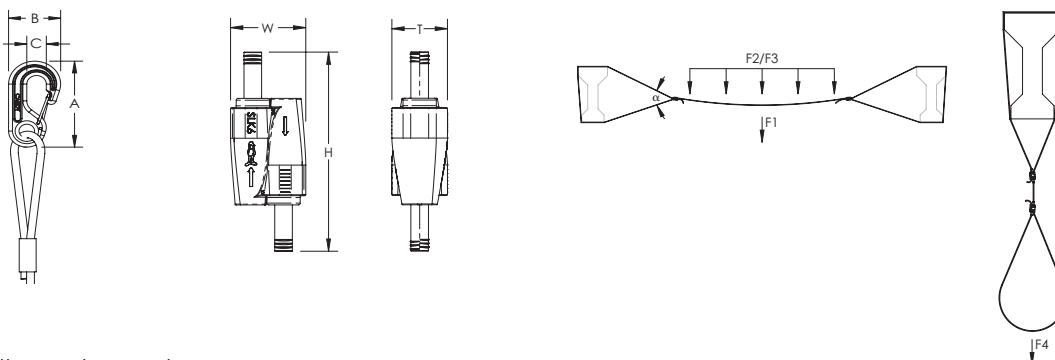
Third Party test report available

Elegant alternative to Strut installation

Speed Link Catenary System

CATENARY KIT

- Kit includes precut length of fuse-cut cable to avoid fraying, pre-assembled hook end fitting and tool-free locking device to save installation time
- Fastens to the building structure by looping around and hooking to wire rope
- Hook end-fitting easily attaches to eye nut
- Spring latch helps provide secure connection



Material: Steel; Zinc Alloy; Polypropylene
 Finish: Electrogalvanized; Hot-Dip Galvanized
 Wire Rope Diameter: 6 mm

Part Number	Article Number	Wire Rope Length	A	B	C	Height H	Width W	Thickness T	Angle a
SLK6L5	196800	5 m	75 mm	40 mm	15 mm	108 mm	41 mm	30 mm	60° Max
SLK6L10	196801	10 m	75 mm	40 mm	15 mm	108 mm	41 mm	30 mm	60° Max
SLK6L15	196802	15 m	75 mm	40 mm	15 mm	108 mm	41 mm	30 mm	60° Max
SLK6L20	196803	20 m	75 mm	40 mm	15 mm	108 mm	41 mm	30 mm	60° Max
SLK6L25	196804	25 m	75 mm	40 mm	15 mm	108 mm	41 mm	30 mm	60° Max
SLK6L30	196805	30 m	75 mm	40 mm	15 mm	108 mm	41 mm	30 mm	60° Max
SLK6L40	196806	40 m	75 mm	40 mm	15 mm	108 mm	41 mm	30 mm	60° Max
SLK6L50	196807	50 m	75 mm	40 mm	15 mm	108 mm	41 mm	30 mm	60° Max

Static Load F1	Static Load F2	Static Load F3	Static Load F4
590 N	1,080 N	1,180 N	4,440 N

Wire Rope Length is measured from the end of the wire rope to the hook side of the swage.

Static load F1 represents a point load in the center of the catenary installation.

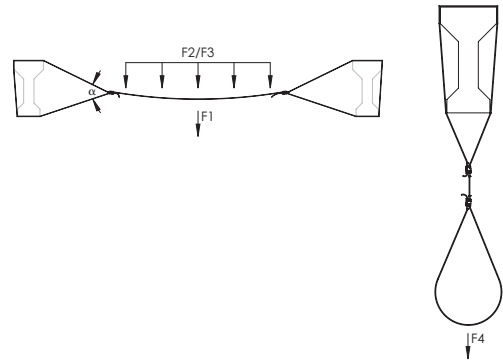
Static load F2 represents a two or three point distributed load on the catenary installation.

Static load F3 represents a four or more point distributed load on the catenary installation.

Speed Link Catenary System

CATENARY CABLE SPOOL

- Used for installing custom lengths of catenary cable with two locking devices
- Spool with nVent CADDY Speed Link steel wire
- Wire rope constructed from 7 bundles of 19 strands each of steel aircraft wire



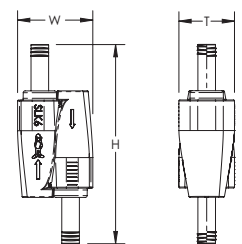
Material: Steel
Finish: Hot-Dip Galvanized

Part Number	Article Number	Wire Rope Diameter	Wire Rope Length	Angle a	Static Load F1	Static Load F2	Static Load F3	Static Load F4
SLC6CTO	196819	6 mm	–	60° Max	590 N	1,080 N	1,180 N	4,440 N
SLC6L50	196821	6 mm	50 m	60° Max	590 N	1,080 N	1,180 N	4,440 N

Static load F1 represents a point load in the center of the catenary installation.
Static load F2 represents a two or three point distributed load on the catenary installation.
Static load F3 represents a four or more point distributed load on the catenary installation.
Cut-to-order (CTO) lengths orderable in meter increments.

CATENARY LOCKING DEVICE

- Push/pull keyless release allows easy adjustments
- Low-profile locking device minimizes visual impact
- Cable spread of 60 degrees allows positioning the device closer to the structure
- Keyless release tubes are easy to operate while wearing gloves



Material: Steel; Polypropylene; Zinc Alloy

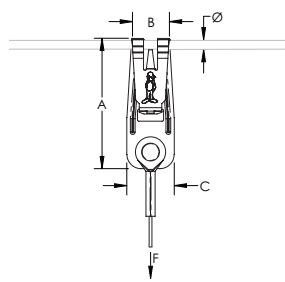
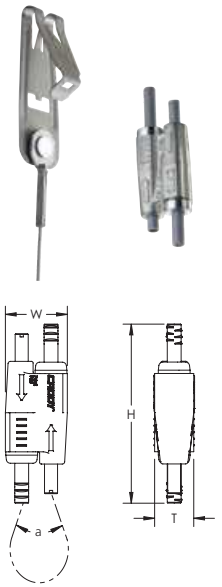
Part Number	Article Number	Wire Rope Diameter	Height H	Width W	Thickness T
SLK6C2	196820	6 mm	108 mm	41 mm	30 mm

Locking devices are only to be used with nVent CADDY Speed Link wire spools and accessories with the same specified Wire Rope Diameter as the locking device. Do not use with any other wires.

Speed Link Catenary System

SLK WITH DROP WIRE CLIP

- Complete system includes wire, locking device and pre-assembled drop wire clip end fitting for catenary cable
- Can be used to hang services from catenary cable or act as an intermediate support to reduce sag and tension
- Easily snaps onto catenary cable and locks in place when closed
- Tool-free clip can be hand-closed on the catenary wire



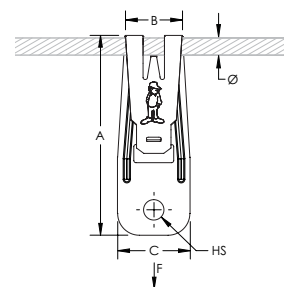
Material: Steel; Spring Steel; Polypropylene; Zinc Alloy
 Finish: Electrogalvanized; nVent CADDY Armour
 Static Load Safety Factor: 5:1
 Diameter \emptyset (Catenary Wire): 6 mm

Part Number	Article Number	Wire Rope Length	A	B	C	Height H	Width W	Thickness T	Angle a	Static Load F
Wire Rope Diameter: 1.5 mm										
SLK15L1DW6	196830	1 m	70 mm	20 mm	25 mm	55 mm	19 mm	12.5 mm	90° Max	195 N
SLK15L2DW6	196831	2 m	70 mm	20 mm	25 mm	55 mm	19 mm	12.5 mm	90° Max	195 N
SLK15L3DW6	196832	3 m	70 mm	20 mm	25 mm	55 mm	19 mm	12.5 mm	90° Max	195 N
SLK15L5DW6	196833	5 m	70 mm	20 mm	25 mm	55 mm	19 mm	12.5 mm	90° Max	195 N
Wire Rope Diameter: 2.0 mm										
SLK2L1DW6	196836	1 m	70 mm	20 mm	25 mm	55 mm	19 mm	12.5 mm	90° Max	440 N
SLK2L2DW6	196837	2 m	70 mm	20 mm	25 mm	55 mm	19 mm	12.5 mm	90° Max	440 N
SLK2L3DW6	196838	3 m	70 mm	20 mm	25 mm	55 mm	19 mm	12.5 mm	90° Max	440 N
SLK2L5DW6	196839	5 m	70 mm	20 mm	25 mm	55 mm	19 mm	12.5 mm	90° Max	440 N
Wire Rope Diameter: 3.0 mm										
SLK3L1DW6	196842	1 m	70 mm	20 mm	25 mm	62 mm	24 mm	16.0 mm	90° Max	700 N
SLK3L2DW6	196843	2 m	70 mm	20 mm	25 mm	62 mm	24 mm	16.0 mm	90° Max	700 N
SLK3L3DW6	196844	3 m	70 mm	20 mm	25 mm	62 mm	24 mm	16.0 mm	90° Max	700 N
SLK3L5DW6	196845	5 m	70 mm	20 mm	25 mm	62 mm	24 mm	16.0 mm	90° Max	700 N

Speed Link Catenary System

DROP WIRE CLIP

- Can be used to hang services from catenary cable or act as an intermediate support to reduce sag and tension
- Easily snaps onto catenary cable and locks in place when closed
- Tool-free clip can be hand-closed on the catenary wire




Material: Spring Steel
Finish: nVent CADDY Armour

Part Number	Article Number	Hole Size HS	A	B	C	Diameter Ø	Static Load F
SLDW6	196822	7 mm	70 mm	20 mm	25 mm	6 mm	700 N

BEAM ATTACHMENT KIT

- For installations where the cable cannot be looped around the steel beam
- Can support two catenary systems using each eye nut as an anchoring point
- Kit includes beam clamps and eye nuts
- Installs on top or bottom flange of I-beams



Material: Steel
Finish: ElectroGalvanized; Hot-Dip Galvanized

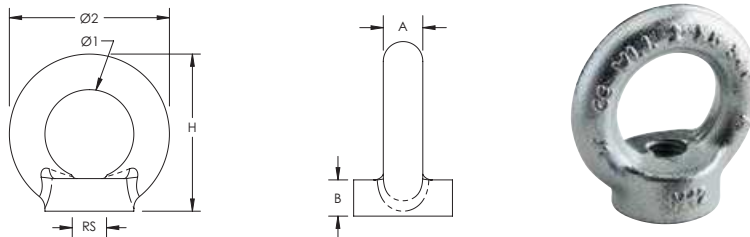
Part Number	Article Number	Flange Thickness FT	Rod Size RS	Static Load F1	Static Load F2	Static Load F3
SLBM12	196852	10 – 20 mm	M12	390 N	690 N	780 N

Static load F1 represents a point load in the center of the catenary installation.
Static load F2 represents a two or three point distributed load on the catenary installation.
Static load F3 represents a four or more point distributed load on the catenary installation.

Speed Link Catenary System

EYE NUT

- Use with anchors to install catenary system directly to concrete




Material: Steel
Finish: Hot-Dip Galvanized

Part Number	Rod Size RS	Diameter 1 Ø1	Diameter 2 Ø2	Height H	A	B
196855	M12	30 mm	54 mm	53 mm	12 mm	12 mm

CATENARY TENSIONING TOOL

- Self-supporting tool allows one-handed tensioning
- Accurate measurement of the cable tension
- Used to install and remove catenary system
- Torque wrench can be easily removed for calibration
- Highly durable



Part Number	Article Number
SL6T	196850

CABLE CUTTER

- Designed to reduce cable fraying



Part Number	Article Number
CSBC48	402536

nVent CADDY Speed Link SLK System

LOCKING DEVICE FEATURES

The nVent CADDY Speed Link SLK system provides a versatile overhead support solution that is easy to adjust and installs quickly to almost any structure. The system supports a wide range of applications, including ductwork, pipe and tube, cable tray, lighting, conduit, strut profiles and signage from overhead structural building members. It is available with a variety of specialty end fittings for the most common building structure types, a range of wire rope diameters and lengths, and includes a unique keyless locking device.

Plastic release tubes allow for keyless installation

The locking device can accommodate wire rope at up to 90 degrees, allowing it to be positioned closer to the load than other locking devices on the market, hiding it from view and creating a much more aesthetically pleasing finished product

Arrows on the device clearly demonstrate the correct direction to push the wire




Top and bottom of the locking device are symmetrical, allowing installation in either orientation



Plastic release tubes can be easily manipulated, even when wearing bulky gloves

Neutral position of the spring-loaded tubes is locked, reducing likelihood of accidentally dropping an assembly during installation. This is much safer than release buttons found on some competing products that can be accidentally engaged

Two jaws grip the wire inside the device, holding the wire more securely than single-cam devices common among most competitors

	Application	Description	Competitor				Speed Link
			"G"	"Z"	"B"	"D"	
	Splice	<ul style="list-style-type: none"> Joining two pieces of wire Practical when working with wire spools or spool kits 	X	X*	X*	X	✓
	Infinite Loop	<ul style="list-style-type: none"> Increased load rating Ideal when working with wire spools Only requires one locking device per drop Useful in tight spaces 	X	X*	X*	X	✓
	Low Level of Concealment	<ul style="list-style-type: none"> Placing the locking device closer to the load makes it easier to hide The higher the maximum angle, the closer the device can be to the service Useful in tight spaces 	60°	?	39°	?	90°

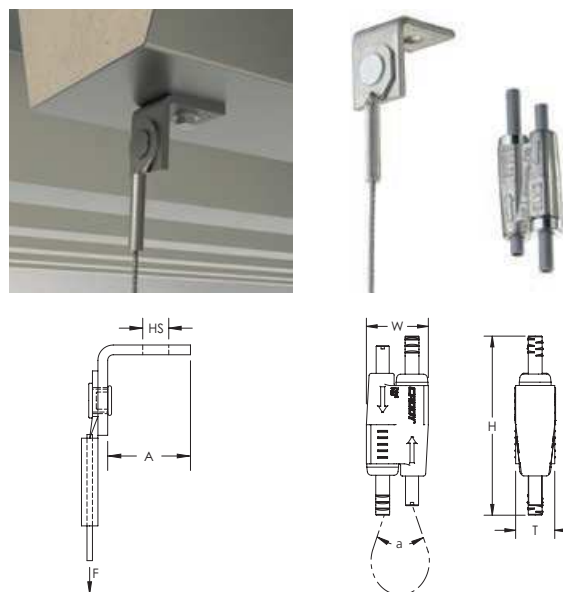
* Not specified on technical documents [but not advertised either]

? Not specified on technical documents but always shown with an angle lower than 90 degrees

Speed Link SLK System

SLK WITH ANGLE BRACKET

- Complete system includes wire, locking device and pre-assembled angle bracket end fitting
- Ideal for attaching to concrete, steel or wood surfaces
- Simple alternative to jack chain and additional hardware



Material: Steel; Zinc Alloy; Polypropylene
 Finish: Electrogalvanized
 Static Load Safety Factor: 5:1
 Complies With: SMACNA HVAC-DCS

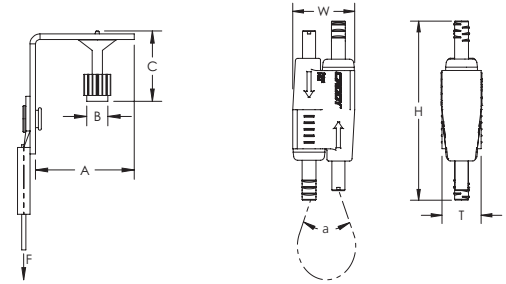


Part Number	Article Number	Wire Rope Length	A	Hole Size HS	Height H	Width W	Thickness T	Angle a	Static Load F	Certifications
Wire Rope Diameter: 1.5 mm										
SLK15L1AB	196500	1 m	22.6 mm	7.1 mm	55 mm	19 mm	12.5 mm	90° Max	195 N	cULus
SLK15L2AB	196501	2 m	22.6 mm	7.1 mm	55 mm	19 mm	12.5 mm	90° Max	195 N	cULus
SLK15L3AB	196502	3 m	22.6 mm	7.1 mm	55 mm	19 mm	12.5 mm	90° Max	195 N	cULus
SLK15L5AB	196503	5 m	22.6 mm	7.1 mm	55 mm	19 mm	12.5 mm	90° Max	195 N	cULus
Wire Rope Diameter: 2.0 mm										
SLK2L2AB	196529	2 m	22.6 mm	7.1 mm	55 mm	19 mm	12.5 mm	90° Max	440 N	cULus
SLK2L3AB	196530	3 m	22.6 mm	7.1 mm	55 mm	19 mm	12.5 mm	90° Max	440 N	cULus
SLK2L5AB	196531	5 m	22.6 mm	7.1 mm	55 mm	19 mm	12.5 mm	90° Max	440 N	cULus
Wire Rope Diameter: 3.0 mm										
SLK3L1AB	196712	1 m	22.6 mm	7.1 mm	62 mm	24 mm	16.0 mm	90° Max	890 N	–
SLK3L2AB	196713	2 m	22.6 mm	7.1 mm	62 mm	24 mm	16.0 mm	90° Max	890 N	–
SLK3L3AB	196714	3 m	22.6 mm	7.1 mm	62 mm	24 mm	16.0 mm	90° Max	890 N	–
SLK3L5AB	196715	5 m	22.6 mm	7.1 mm	62 mm	24 mm	16.0 mm	90° Max	890 N	–
SLK3L7AB	196728	7 m	22.6 mm	7.1 mm	62 mm	24 mm	16.0 mm	90° Max	890 N	–
SLK3L10AB	196716	10 m	22.6 mm	7.1 mm	62 mm	24 mm	16.0 mm	90° Max	890 N	–

Speed Link SLK System

SLK WITH SHOT-FIRE BRACKET

- Complete system includes wire, locking device and shot-fire bracket with pre-assembled drive pin from Powers Fasteners, Inc.
- Quickly and easily attaches to concrete, steel or composite metal decking
- Integrated pin installs easily using powder-actuated or single-shot gas-actuated tools
- ICC-ES ESR-2024 evaluation report available for drive pin from Powers Fasteners, Inc



Material: Steel; Zinc Alloy; Polypropylene
 Finish: Electrogalvanized
 Static Load Safety Factor: 5:1
 Complies With: SMACNA HVAC-DCS



Part Number	Article Number	Wire Rope Length	A	B	C	Height H	Width W	Thickness T	Angle a	Static Load F
Wire Rope Diameter: 1.5 mm										
SLK15L1SF	196517	1 m	37.5 mm	7.6 mm	31.8 mm	55 mm	19 mm	12.5 mm	90° Max	195 N
SLK15L2SF	196518	2 m	37.5 mm	7.6 mm	31.8 mm	55 mm	19 mm	12.5 mm	90° Max	195 N
SLK15L3SF	196519	3 m	37.5 mm	7.6 mm	31.8 mm	55 mm	19 mm	12.5 mm	90° Max	195 N
SLK15L5SF	196520	5 m	37.5 mm	7.6 mm	31.8 mm	55 mm	19 mm	12.5 mm	90° Max	195 N
Wire Rope Diameter: 2.0 mm										
SLK2L2SF	196546	2 m	37.5 mm	7.6 mm	31.8 mm	55 mm	19 mm	12.5 mm	90° Max	440 N
SLK2L5SF	196548	5 m	37.5 mm	7.6 mm	31.8 mm	55 mm	19 mm	12.5 mm	90° Max	440 N

Uses Powers Fasteners, Inc. part number 50032.

Static load was established based on a 1" (25.4 mm) embedment depth and 3,000 psi (20.68 MPa) lightweight concrete. For variations in embedment and material please consult www.powers.com.

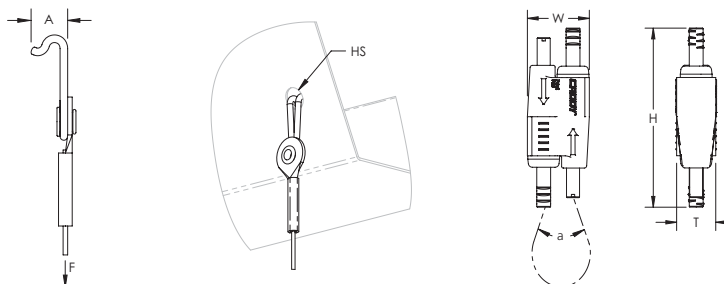
Pre-assembled drive pin from Powers Fasteners, Inc. works with Powers® C4CZ, Simpson® GCN-MEPKT, SPIT® P1000, P200, P2201, P3500 / PA3500, P35s, P45, P60, P7201, Sniper; Ramset® 721, Cobra, D45 / D60 / D60L, M70, SA270, T3SS, TS750P, TS60P, Viper; Hilti® DX35, DX350 / DX351 / DX36M, DX100 / DX200, DX460, DXA40, DXA41, DXE72 / DX400; Würth Diva-1, BST-1, BST-2 or equivalent nailers.

For shot-fired supports in seismic design category D, E, or F, maximum load is the lesser of 90 lb (400 N) or the published load.

Speed Link SLK System

SLK WITH DECKING HOOK

- Complete system includes wire, locking device and pre-assembled decking hook end fitting
- Quickly and easily attaches to hollow metal decking
- Spring-loaded ends snap into decking hole and lock into place
- Innovative design helps protect the wire from sharp edges of decking hole, minimizing risk of damage to wire



Material: Steel; Zinc Alloy; Polypropylene
 Finish: Electrogalvanized
 Static Load Safety Factor: 5:1
 Complies With: SMACNA HVAC-DCS



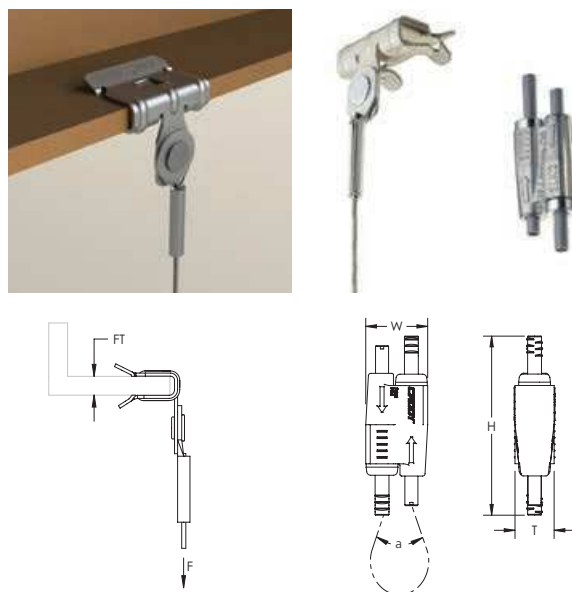
Part Number	Article Number	Wire Rope Length	Roof Decking Sheet Thickness	A	Hole Size HS	Height H	Width W	Thickness T	Angle a	Static Load F
Wire Rope Diameter: 1.5 mm										
SLK15L1DH	196676	1 m	1.5 mm Max	9.2 mm	8 mm	55 mm	19 mm	12.5 mm	90° Max	195 N
SLK15L2DH	196677	2 m	1.5 mm Max	9.2 mm	8 mm	55 mm	19 mm	12.5 mm	90° Max	195 N
SLK15L3DH	196504	3 m	1.5 mm Max	9.2 mm	8 mm	55 mm	19 mm	12.5 mm	90° Max	195 N
SLK15L5DH	196505	5 m	1.5 mm Max	9.2 mm	8 mm	55 mm	19 mm	12.5 mm	90° Max	195 N
Wire Rope Diameter: 2.0 mm										
SLK2L3DH	196532	3 m	1.5 mm Max	9.2 mm	8 mm	55 mm	19 mm	12.5 mm	90° Max	440 N
SLK2L5DH	196533	5 m	1.5 mm Max	9.2 mm	8 mm	55 mm	19 mm	12.5 mm	90° Max	440 N
SLK2L7DH	196534	7 m	1.5 mm Max	9.2 mm	8 mm	55 mm	19 mm	12.5 mm	90° Max	440 N

Load rating is only applicable if the load-bearing capacity of the supporting element (steel decking) is adequate. Check with deck manufacturer for recommended load capacity.

Speed Link SLK System

SLK WITH HAMMER-ON FLANGE CLIP

- Complete system includes wire, locking device and pre-assembled nVent CADDY Hammer-On Flange Clip end fitting
- Installs with just a hammer
- Fits most beams



Material: Steel; Polypropylene; Zinc Alloy
 Finish: Electrogalvanized
 Static Load Safety Factor: 5:1
 Complies With: SMACNA HVAC-DCS

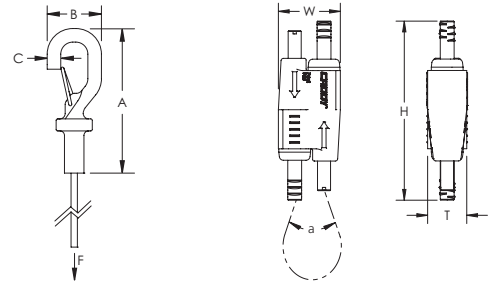


Part Number	Article Number	Wire Rope Length	Flange Thickness FT	Height H	Width W	Thickness T	Angle a	Static Load F
Wire Rope Diameter: 1.5 mm								
SLK15L34H24	196506	3 m	3 – 8 mm	55 mm	19 mm	12.5 mm	90° Max	195 N
SLK15L34H58	196507	3 m	8 – 14 mm	55 mm	19 mm	12.5 mm	90° Max	195 N
Wire Rope Diameter: 2.0 mm								
SLK2L34H24	196535	3 m	3 – 8 mm	55 mm	19 mm	12.5 mm	90° Max	440 N
SLK2L34H58	196536	3 m	8 – 14 mm	55 mm	19 mm	12.5 mm	90° Max	440 N

Speed Link SLK System

SLK WITH HOOK

- Complete system includes wire, locking device and pre-assembled hook end fitting
- Hooks to a wide range of nVent CADDY fasteners
- Fastens to the building structure or hanging services by looping around and hooking to wire rope
- Easy to remove for applications requiring maintenance
- Spring latch helps provide secure connection
- Insert cable through hole and use bottom side of hook as an end stop
- Also available in Y-hook configuration



Material: Steel; Polypropylene; Zinc Alloy
 Finish: Electrogalvanized
 Static Load Safety Factor: 5:1

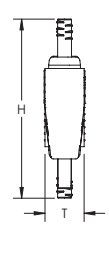
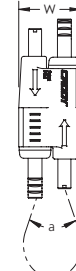
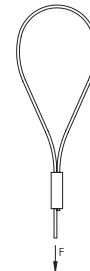


Part Number	Article Number	Wire Rope Length m	A mm	B mm	C mm	H mm	W mm	T mm	Angle a	F N	Certifications	Standard Packaging Quantity
Wire Rope Diameter: 1.5 mm												
SLK15L1	196508	1	48.0	18.0	4.5	55	19	12.5	90° Max	195	cULus, SMACNA	20 pc
SLK15L2	196509	2	48.0	18.0	4.5	55	19	12.5	90° Max	195		20 pc
SLK15L2R2	196614	2	48.0	18.0	4.5	55	19	12.5	90° Max	195		15 x 2 pc
SLK15L3	196510	3	48.0	18.0	4.5	55	19	12.5	90° Max	195		20 pc
SLK15L3R2	196615	3	48.0	18.0	4.5	55	19	12.5	90° Max	195		15 x 2 pc
SLK15L5	196511	5	48.0	18.0	4.5	55	19	12.5	90° Max	195		20 pc
SLK15L5R2	196616	5	48.0	18.0	4.5	55	19	12.5	90° Max	195		15 x 2 pc
SLK15L7	196512	7	48.0	18.0	4.5	55	19	12.5	90° Max	195		20 pc
SLK15L10	196513	10	48.0	18.0	4.5	55	19	12.5	90° Max	195		20 pc
Wire Rope Diameter: 2.0 mm												
SLK2L1	196537	1	57.0	20.0	5.5	55	19	12.5	90° Max	440	cULus, SMACNA	10 pc
SLK2L2	196538	2	57.0	20.0	5.5	55	19	12.5	90° Max	440		10 pc
SLK2L2R2	196619	2	57.0	20.0	5.5	55	19	12.5	90° Max	440		15 x 2 pc
SLK2L3	196539	3	57.0	20.0	5.5	55	19	12.5	90° Max	440		10 pc
SLK2L3R2	196620	3	57.0	20.0	5.5	55	19	12.5	90° Max	440		15 x 2 pc
SLK2L5	196540	5	57.0	20.0	5.5	55	19	12.5	90° Max	440		10 pc
SLK2L5R2	196621	5	57.0	20.0	5.5	55	19	12.5	90° Max	440		15 x 2 pc
SLK2L7	196541	7	57.0	20.0	5.5	55	19	12.5	90° Max	440		10 pc
SLK2L10	196542	10	57.0	20.0	5.5	55	19	12.5	90° Max	440		10 pc
SLK2L10R2	196622	10	57.0	20.0	5.5	55	19	12.5	90° Max	440		15 x 2 pc
Wire Rope Diameter: 3.0 mm												
SLK3L1	196700	1	57.6	23.2	6.1	62	24	16.0	90° Max	890	SMACNA	10 x 10 pc
SLK3L2	196701	2	57.6	23.2	6.1	62	24	16.0	90° Max	890	SMACNA	10 x 10 pc
SLK3L3	196702	3	57.6	23.2	6.1	62	24	16.0	90° Max	890	SMACNA	5 x 10 pc
SLK3L3R2	196625	3	57.6	23.2	6.1	62	24	16.0	90° Max	890	SMACNA	10 x 2 pc
SLK3L5	196703	5	57.6	23.2	6.1	62	24	16.0	90° Max	890	SMACNA	5 x 10 pc
SLK3L5R2	196626	5	57.6	23.2	6.1	62	24	16.0	90° Max	890	SMACNA	15 x 2 pc
SLK3L7	196704	7	57.6	23.2	6.1	62	24	16.0	90° Max	890	SMACNA	5 x 5 pc
SLK3L10	196705	10	57.6	23.2	6.1	62	24	16.0	90° Max	890	SMACNA	5 x 5 pc

Speed Link SLK System

SLK WITH LOOP

- Complete system includes wire, locking device and pre-assembled loop end fitting
- Easy and flexible solution attaches to building structures
- Wire rope wraps around structure and through loop for quick installation
- Ideal for attaching to purlins, beams and other structural members
- Works well in tight or confined spaces
- Loop attaches directly to pipe, ductwork or other hanging assemblies



Material: Steel; Polypropylene; Zinc Alloy
 Finish: Electrogalvanized
 Static Load Safety Factor: 5:1

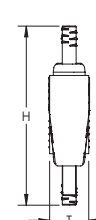
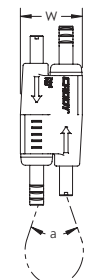
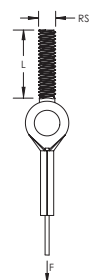


Part Number	Article Number	Wire Rope Length	Length L mm	Height H mm	Width W mm	Thickness T mm	Angle a	Static Load F	Certifications	Standard Packaging Quantity
Wire Rope Diameter: 1.5 mm										
SLK15L1LP	196601	1 m	101.6	55	19	12.5	90° Max	195 N	cULus, SMACNA	20 pc
SLK15L1LPR2	196628	1 m	101.6	55	19	12.5	90° Max	195 N		15 x 2 pc
SLK15L2LP	196514	2 m	101.6	55	19	12.5	90° Max	195 N		20 pc
SLK15L2LPR2	196629	2 m	101.6	55	19	12.5	90° Max	195 N		15 x 2 pc
SLK15L3LP	196515	3 m	101.6	55	19	12.5	90° Max	195 N		20 pc
SLK15L3LPR2	196630	3 m	101.6	55	19	12.5	90° Max	195 N		15 x 2 pc
SLK15L5LP	196516	5 m	101.6	55	19	12.5	90° Max	195 N		20 pc
SLK15L5LPR2	196631	5 m	101.6	55	19	12.5	90° Max	195 N		15 x 2 pc
SLK15L7LP	196602	7 m	101.6	55	19	12.5	90° Max	195 N		20 pc
SLK15L10LP	196603	10 m	101.6	55	19	12.5	90° Max	195 N		20 pc
Wire Rope Diameter: 2.0 mm										
SLK2L1LP	196604	1 m	101.6	55	19	12.5	90° Max	440 N	cULus, SMACNA	10 pc
SLK2L2LP	196543	2 m	101.6	55	19	12.5	90° Max	440 N		10 pc
SLK2L3LP	196544	3 m	101.6	55	19	12.5	90° Max	440 N		10 pc
SLK2L5LP	196545	5 m	101.6	55	19	12.5	90° Max	440 N		10 pc
SLK2L7LP	196605	7 m	101.6	55	19	12.5	90° Max	440 N		5 pc
SLK2L10LP	196606	10 m	101.6	55	19	12.5	90° Max	440 N		5 pc
Wire Rope Diameter: 3.0 mm										
SLK3L1LP	196706	1 m	101.6	62	24	16.0	90° Max	890 N	SMACNA	10 x 10 pc
SLK3L2LP	196707	2 m	101.6	62	24	16.0	90° Max	890 N	SMACNA	10 x 10 pc
SLK3L3LP	196708	3 m	101.6	62	24	16.0	90° Max	890 N	SMACNA	5 x 10 pc
SLK3L5LP	196709	5 m	101.6	62	24	16.0	90° Max	890 N	SMACNA	5 x 10 pc
SLK3L7LP	196710	7 m	101.6	62	24	16.0	90° Max	890 N	SMACNA	5 x 5 pc
SLK3L10LP	196711	10 m	101.6	62	24	16.0	90° Max	890 N	SMACNA	5 x 5 pc

Speed Link SLK System

SLK WITH THREADED STUD END

- Complete system includes wire, locking device and pre-assembled threaded stud end fitting
- Attaches to structures with threaded anchors or devices with threaded hole
- Connects directly to threaded devices in trapeze assemblies, light fixtures, HVAC assemblies or signage



Material: Steel; Polypropylene; Zinc Alloy
 Finish: Electrogalvanized
 Static Load Safety Factor: 5:1
 Complies With: SMACNA HVAC-DCS




Part Number	Article Number	Wire Rope Length	Rod Size RS	Screw Length L	Height H	Width W	Thickness T	Angle a	Static Load F	Certifications
Wire Rope Diameter: 1.5 mm										
SLK15L1SEM6	196564	1 m	M6	25 mm	55 mm	19 mm	12.5 mm	90° Max	195 N	cULus
SLK15L1SEM8	196565	1 m	M8	45 mm	55 mm	19 mm	12.5 mm	90° Max	195 N	cULus
SLK15L2SEM6	196566	2 m	M6	25 mm	55 mm	19 mm	12.5 mm	90° Max	195 N	cULus
SLK15L2SEM8	196567	2 m	M8	45 mm	55 mm	19 mm	12.5 mm	90° Max	195 N	cULus
SLK15L3SEM6	196568	3 m	M6	25 mm	55 mm	19 mm	12.5 mm	90° Max	195 N	cULus
SLK15L3SEM8	196570	3 m	M8	45 mm	55 mm	19 mm	12.5 mm	90° Max	195 N	cULus
Wire Rope Diameter: 2.0 mm										
SLK2L2SEM6	196558	2 m	M6	25 mm	55 mm	19 mm	12.5 mm	90° Max	440 N	cULus
SLK2L2SEM8	196559	2 m	M8	45 mm	55 mm	19 mm	12.5 mm	90° Max	440 N	cULus
SLK2L3SEM6	196560	3 m	M6	25 mm	55 mm	19 mm	12.5 mm	90° Max	440 N	cULus
SLK2L3SEM8	196561	3 m	M8	45 mm	55 mm	19 mm	12.5 mm	90° Max	440 N	cULus
SLK2L5SEM6	196562	5 m	M6	25 mm	55 mm	19 mm	12.5 mm	90° Max	440 N	cULus
SLK2L5SEM8	196563	5 m	M8	45 mm	55 mm	19 mm	12.5 mm	90° Max	440 N	cULus
Wire Rope Diameter: 3.0 mm										
SLK3L10SEM10	196721	10 m	M10	45 mm	62 mm	24 mm	16.0 mm	90° Max	890 N	–
SLK3L1SEM10	196717	1 m	M10	45 mm	62 mm	24 mm	16.0 mm	90° Max	890 N	–
SLK3L2SEM10	196718	2 m	M10	45 mm	62 mm	24 mm	16.0 mm	90° Max	890 N	–
SLK3L3SEM10	196719	3 m	M10	45 mm	62 mm	24 mm	16.0 mm	90° Max	890 N	–
SLK3L5SEM10	196720	5 m	M10	45 mm	62 mm	24 mm	16.0 mm	90° Max	890 N	–
SLK3L7SEM10	196729	7 m	M10	45 mm	62 mm	24 mm	16.0 mm	90° Max	890 N	–

Speed Link SLK System

SLK WITH WEDGE ANCHOR

- Complete system includes wire, locking device and wedge anchor from Powers Fasteners, Inc.
- Quickly and easily attaches into cracked and non-cracked concrete
- No special tools required
- ETA-13/0106 approval available for wedge anchor from Powers Fasteners, Inc



Material: Steel; Polypropylene; Zinc Alloy
 Finish: Electrogalvanized
 Static Load Safety Factor: 5:1
 Complies With: SMACNA HVAC-DCS

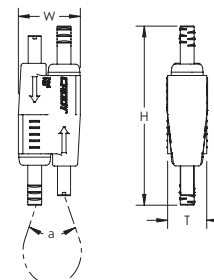
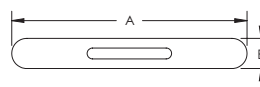
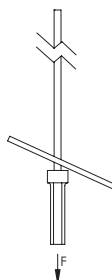
Part Number	Article Number	Wire Rope Length	Length L	Height H	Width W	Thickness T	Angle a	Static Load F
Wire Rope Diameter: 1.5 mm								
SLK15L1WA6	196670	1 m	63.5 mm	55 mm	19 mm	12.5 mm	90° Max	195 N
SLK15L2WA6	196671	2 m	63.5 mm	55 mm	19 mm	12.5 mm	90° Max	195 N
SLK15L3WA6	196672	3 m	63.5 mm	55 mm	19 mm	12.5 mm	90° Max	195 N
SLK15L5WA6	196673	5 m	63.5 mm	55 mm	19 mm	12.5 mm	90° Max	195 N
Wire Rope Diameter: 2.0 mm								
SLK2L2WA6	196734	2 m	63.5 mm	55 mm	19 mm	12.5 mm	90° Max	440 N
SLK2L3WA6	196735	3 m	63.5 mm	55 mm	19 mm	12.5 mm	90° Max	440 N
SLK2L5WA6	196736	5 m	63.5 mm	55 mm	19 mm	12.5 mm	90° Max	440 N
SLK2L7WA6	196737	7 m	63.5 mm	55 mm	19 mm	12.5 mm	90° Max	440 N
Wire Rope Diameter: 3.0 mm								
SLK3L1WA6	196722	1 m	63.5 mm	62 mm	24 mm	16.0 mm	90° Max	890 N
SLK3L2WA6	196723	2 m	63.5 mm	62 mm	24 mm	16.0 mm	90° Max	890 N
SLK3L3WA6	196724	3 m	63.5 mm	62 mm	24 mm	16.0 mm	90° Max	890 N
SLK3L5WA6	196725	5 m	63.5 mm	62 mm	24 mm	16.0 mm	90° Max	890 N
SLK3L7WA6	196726	7 m	63.5 mm	62 mm	24 mm	16.0 mm	90° Max	890 N
SLK3L10WA6	196727	10 m	63.5 mm	62 mm	24 mm	16.0 mm	90° Max	890 N

Drill Bit Diameter	Drill Hole Depth	Embedment Depth
6 mm	60 mm	55 mm Min

Speed Link SLK System

SLK WITH TOGGLE

- Complete system includes wire, locking device and pre-assembled toggle end fitting
- Attaches to clearance holes in a variety of structures or hanging devices
- Ideal for supporting lighting fixtures
- Also available in Y-toggle configuration



Material: Steel; Zinc Alloy; Polypropylene
 Finish: Electrogalvanized
 Static Load Safety Factor: 5:1
 Complies With: SMACNA HVAC-DCS

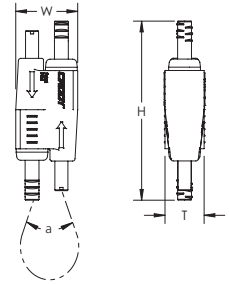
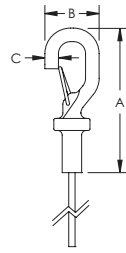
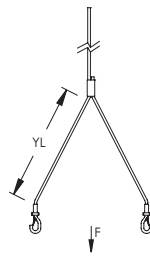


Part Number	Article Number	Wire Rope Length	A	B	Height H	Width W	Thickness T	Angle a	Static Load F	Standard Packaging Quantity
Wire Rope Diameter: 1.5 mm										
SLK15L1T	196521	1 m	39 mm	5 mm	55 mm	19 mm	12.5 mm	90° Max	195 N	20 pc
SLK15L2T	196522	2 m	39 mm	5 mm	55 mm	19 mm	12.5 mm	90° Max	195 N	20 pc
SLK15L2TR2	196644	2 m	39 mm	5 mm	55 mm	19 mm	12.5 mm	90° Max	195 N	15 x 2 pc
SLK15L3T	196523	3 m	39 mm	5 mm	55 mm	19 mm	12.5 mm	90° Max	195 N	20 pc
SLK15L3TR2	196645	3 m	39 mm	5 mm	55 mm	19 mm	12.5 mm	90° Max	195 N	15 x 2 pc
SLK15L5T	196524	5 m	39 mm	5 mm	55 mm	19 mm	12.5 mm	90° Max	195 N	20 pc
SLK15L7T	196525	7 m	39 mm	5 mm	55 mm	19 mm	12.5 mm	90° Max	195 N	20 pc
SLK15L10T	196526	10 m	39 mm	5 mm	55 mm	19 mm	12.5 mm	90° Max	195 N	20 pc

Speed Link SLK System

SLK WITH Y-HOOK

- Complete system includes wire, locking device and two pre-assembled hook end fittings
- Fastens to the building structure and hooks to hanging services and tray
- Spring latch helps provide secure connection
- Convenient design allows one hook to be temporarily detached for maintenance or to add cables to the tray
- Single drop with double hook provides increased stability to the system
- Also available in a single-hook end fitting configuration



Material: Steel; Zinc Alloy; Polypropylene
 Finish: Electrogalvanized
 Static Load Safety Factor: 5:1
 Complies With: SMACNA HVAC-DCS



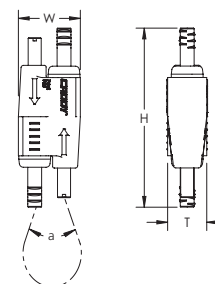
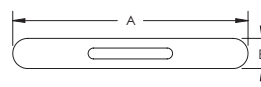
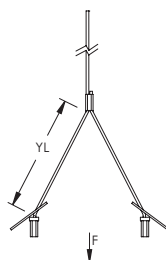
Part Number	Article Number	Wire Rope Length	Wire Rope "Y" Length YL	A	B	C	Static Load F	Standard Packaging Quantity
Wire Rope Diameter: 2.0 mm								
SLK2YH500L2	196549	2 m	0.5 m	58.4 mm	22.9 mm	6.4 mm	440 N	10 pc
SLK2YH500L3	196550	3 m	0.5 m	58.4 mm	22.9 mm	6.4 mm	440 N	10 pc
SLK2YH500L7	196551	7 m	0.5 m	58.4 mm	22.9 mm	6.4 mm	440 N	10 pc

Height H	Width W	Thickness T	Angle a
55 mm	19 mm	12.5 mm	90° Max

Speed Link SLK System

SLK WITH Y-TOGGLE

- Complete system includes wire, locking device and two pre-assembled toggle end fittings
- Attaches to clearance holes in a variety of structures or hanging devices
- Ideal for supporting lighting fixtures



Material: Steel; Zinc Alloy; Polypropylene
 Finish: Electrogalvanized
 Static Load Safety Factor: 5:1
 Complies With: SMACNA HVAC-DCS



Part Number	Article Number	Wire Rope Length	Wire Rope "Y" Length YL	A	B	Static Load F	Standard Packaging Quantity
Wire Rope Diameter: 1.5 mm							
SLK15Y300L3R2	196648	3 m	0.3 m	39 mm	5 mm	195 N	20 x 2 pc
SLK15Y500L3	196528	3 m	0.5 m	39 mm	5 mm	195 N	20 pc
Wire Rope Diameter: 2.0 mm							
SLK2Y500L3	196554	3 m	0.5 m	42 mm	8 mm	440 N	10 pc
SLK2Y300L7	196556	7 m	0.3 m	42 mm	8 mm	440 N	10 pc

Height H	Width W	Thickness T	Angle a
55 mm	19 mm	12.5 mm	90° Max

nVent CADDY Speed Link SLS System

LOCKING DEVICE FEATURES

The nVent CADDY Speed Link SLS system is an innovative cable solution for supporting metal framing channels, ceiling fan units, and other hangers. The locking device is similar to the keyless design of nVent CADDY Speed Link SLK but with a single barrel. The outside of the housing is threaded and is held in a channel or hanger by a push-to-install retaining nut. This engineered elongated retaining nut reduces unwanted sway of the trapeze during installation and provides higher stability. The system allows for quick and easy prefabrication of complex assemblies at ground level that can be easily lifted and held in place by wire rope.

SAFETY FEATURES

Length of stem allows the device to be installed in strut profiles without the need to insert fingers or tools into the strut

UL Listing on all 4 end fittings for pre-cut lengths

Two jaws grip the wire inside the device, holding the wire more securely than single-cam devices common among most competitors

Keyless release tube is designed to allow safe and easy adjustment, even while wearing bulky gloves

The color of the line corresponds to the larger goal of each feature:

SAFETY FEATURES

AESTHETIC FEATURES

EASE OF USE FEATURES

AESTHETIC FEATURES

Low profile locking device provides a positive aesthetic to a finished project

EASE OF USE FEATURES

"Push-to-install" retaining nut simplifies installation

Engineered elongated retaining nut reduces unwanted sway of the trapeze during installation and provides higher stability

The outside of the housing is threaded for easy and secure attachment to the nut

nVent CADDY Speed Link is lighter, faster to install, easier to transport and generates less waste than alternative hanging methods

Two tool-free locking devices are available for three wire sizes:

- SLS2 compatible with 1.5mm and 2mm wire
- SLS3 compatible with 3mm wire

Similar housing style creates a consistent look when used in projects alongside the Speed Link SLK System



Speed Link SLS System

SLS WITH DECKING HOOK

Complete system includes wire, locking device and pre-assembled decking hook end fitting

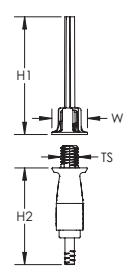
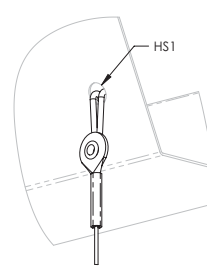
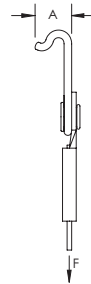
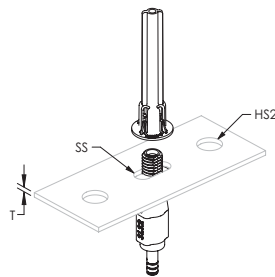
Quickly and easily attaches to hollow metal decking

Spring-loaded ends snap into decking hole and lock into place

Innovative design helps protect the wire from sharp edges of decking hole, minimizing risk of damage to wire

Finger tightening of nut secures the locking device into position without tools

Installs in strut profiles without the need to insert fingers or tools into the strut



Material: Steel; Zinc Alloy; Polypropylene

Finish: Electrogalvanized

Static Load Safety Factor: 5:1

Complies With: SMACNA HVAC-DCS



Part Number	Article Number	Wire Rope Length	Roof Decking Sheet Thickness	A	Hole Size 1 HS1	Static Load F
Wire Rope Diameter: 2.0 mm						
SLS2L3DH	196753	3 m	1.5 mm Max	9.2 mm	8 mm	270 N
SLS2L5DH	196754	5 m	1.5 mm Max	9.2 mm	8 mm	270 N
SLS2L7DH	196755	7 m	1.5 mm Max	9.2 mm	8 mm	270 N

Thread Size TS	Height 1 H1	Height 2 H2	Width W	Thickness T	Hole Size 2 HS2	Slot Size SS
M8	53 mm	46.5 mm	16 mm	4 mm Max	8 – 10 mm	8 x 6.5 mm – 8 x 10 mm

The 2 mm locking device is compatible with C-Channel Types E0 and E0L.

Total load per wire on a multi-tier trapeze must not exceed static load.

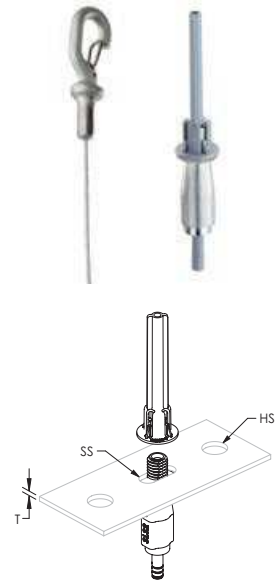
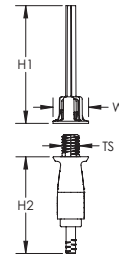
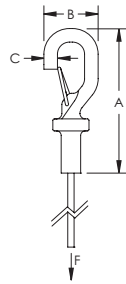
Load rating is only applicable if the load-bearing capacity of the supporting element (steel decking) is adequate.

Check with deck manufacturer for recommended load capacity.

Speed Link SLS System

SLS WITH HOOK

- Complete system includes wire, locking device and pre-assembled hook end fitting
- Hooks to a wide range of nVent CADDY fasteners
- Fastens to the building structure or hanging services by looping around and hooking to wire rope
- Easy to remove for applications requiring maintenance
- Spring latch helps provide secure connection
- Insert cable through hole and use bottom side of hook as an end stop
- Finger tightening of nut secures the locking device into position without tools
- Installs in strut profiles without the need to insert fingers or tools into the strut



Material: Steel; Zinc Alloy; Polypropylene
 Finish: Electrogalvanized
 Static Load Safety Factor: 5:1
 Complies With: SMACNA HVAC-DCS



Part Number	SLS2L1	SLS2L2	SLS2L3	SLS2L5	SLS2L7	SLS2L10
Wire Rope Diameter: 2 mm						
Article Number	196741	196742	196743	196744	196745	196746
Wire Rope Length	1 m	2 m	3 m	5 m	7 m	10 m
A	57.0 mm					
B	20.0 mm					
C	5.5 mm					
Height 1 (H1)	53 mm					
Height 2 (H2)	43.5 mm					
Thread Size (TS)	M8					
Width (W)	16 mm					
Hole Size (HS)	8 – 10 mm					
Slot Size (SS)	8 x 6.5 mm – 8 x 10 mm					
Thickness (T)	4 mm Max					
Static Load (F)	270 N					
Standard Packaging Quantity	10 pc					

The 2 mm locking device is compatible with C-Channel Types E0 and E0L.

The 3 mm locking device is compatible with C-Channel Types E1, E2, E2L, E3, E4, E5, Strut Channel Type C, Slotted, Strut Channel Type A, Slotted, Strut Channel Type AS, Perforated, Strut Channel Type CC, Slotted, Strut Channel Type AA, Slotted.

Total load per wire on a multi-tier trapeze must not exceed static load.

Speed Link SLS System

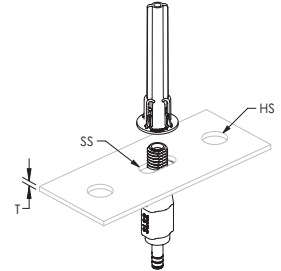
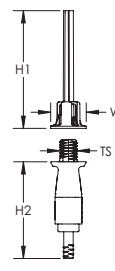


Part Number	SLS3L1	SLS3L2	SLS3L3	SLS3L5	SLS3L7	SLS3L10
Wire Rope Diameter: 3 mm						
Article Number	196747	196748	196749	196750	196751	196752
Wire Rope Length	1 m	2 m	3 m	5 m	7 m	10 m
A	57.6 mm					
B	23.2 mm					
C	6.1 mm					
Height 1 (H1)	53 mm					
Height 2 (H2)	46.5 mm					
Thread Size (TS)	M12					
Width (W)	20 mm					
Hole Size (HS)	12 – 14 mm					
Slot Size (SS)	12 x 10 mm – 12 x 14 mm					
Thickness (T)	6 mm Max					
Static Load (F)	670 N					
Standard Packaging Quantity	10 x 10 pc	10 x 10 pc	10 x 5 pc	10 x 5 pc	5 x 5 pc	5 x 5 pc

Speed Link SLS System

SLS WITH THREADED STUD END

- Complete system includes wire, locking device and pre-assembled threaded stud end fitting
- Attaches to structures with threaded anchors or devices with threaded hole
- Finger tightening of nut secures the locking device into position without tools
- Installs in strut profiles without the need to insert fingers or tools into the strut



Material: Steel; Polypropylene; Zinc Alloy
 Finish: Electroalvanized
 Static Load Safety Factor: 5:1
 Complies With: SMACNA HVAC-DCS



Part Number	Article Number	Wire Rope Length	Rod Size RS	Screw Length L	Static Load F
Wire Rope Diameter: 2.0 mm					
SLS2L2SEM8	196756	2 m	M8	45 mm	270 N
SLS2L3SEM8	196757	3 m	M8	45 mm	270 N
SLS2L5SEM8	196758	5 m	M8	45 mm	270 N

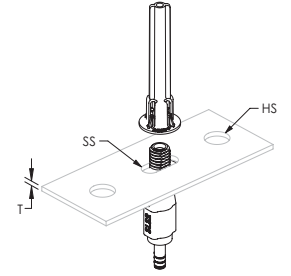
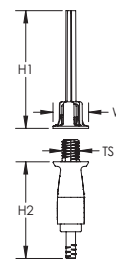
Thread Size TS	Height 1 H1	Height 2 H2	Width W	Thickness T	Hole Size HS	Slot Size SS
M8	53 mm	43.5 mm	16 mm	4 mm Max	8 – 10 mm	8 x 6.5 mm – 8 x 10 mm

The 2 mm locking device is compatible with C-Channel Types E0 and E0L.
 Total load per wire on a multi-tier trapeze must not exceed static load.

Speed Link SLS System

SLS WITH WEDGE ANCHOR

- Complete system includes wire, locking device and wedge anchor from Powers Fasteners, Inc.
- Quickly and easily attaches into cracked and non-cracked concrete
- Installs in strut profiles without the need to insert fingers or tools into the strut
- Finger tightening of nut secures the locking device into position without tools
- No special tools required
- ETA-13/0106 approval available for wedge anchor from Powers Fasteners, Inc



Material: Steel; Polypropylene; Zinc Alloy
 Finish: Electrogalvanized
 Static Load Safety Factor: 5:1
 Complies With: SMACNA HVAC-DCS



Part Number	Article Number	Wire Rope Length	Length L	Drill Bit Diameter	Drill Hole Depth	Embedment Depth	Static Load F
Wire Rope Diameter: 2.0 mm							
SLS2L3WA6	196759	3 m	63.5 mm	6 mm	60 mm	55 mm Min	270 N
SLS2L5WA6	196760	5 m	63.5 mm	6 mm	60 mm	55 mm Min	270 N
SLS2L7WA6	196761	7 m	63.5 mm	6 mm	60 mm	55 mm Min	270 N

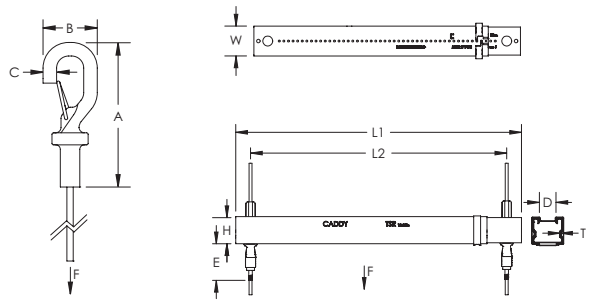
Thread Size TS	Height 1 H1	Height 2 H2	Width W	Thickness T	Hole Size HS	Slot Size SS
M8	53 mm	43.5 mm	16 mm	4 mm Max	8 – 10 mm	8 x 6.5 mm – 8 x 10 mm

The 2 mm locking device is compatible with C-Channel Types E0 and E0L.
 Total load per wire on a multi-tier trapeze must not exceed static load.

Speed Link SLS System

SLS TRAPEZE KIT

- Out of the box trapeze solution includes Telescoping Strut Replacement, wire rope with pre-assembled hook end-fitting, and two nVent CADDY Speed Link SLS locking devices
- Telescopes to the desired length and is locked in place by snapping closed a spring retainer clip
- Standard strut profile runs the entire length of the Telescoping Strut Replacement, allowing most standard fittings to be placed anywhere between the wire rope supports
- Supports up to seven 2" (50 DN) conduits, six 2" (50 DN) water filled pipes at 10' (3 m) spacing, or up to 18" (450 mm) cable tray
- Conduit and pipe can be placed directly on the strut profile, saving vertical space in buildings with limited room for installation
- Fastens to the building structure or hanging services by looping around and hooking to wire rope
- Hooks to a wide range of nVent CADDY fasteners
- Finger tightening of nut secures the locking device into position without tools
- Installs in telescoping strut replacement without the need to insert fingers or tools into the channel
- Easy to remove for applications requiring maintenance



Material: Steel; Zinc Alloy; Polyamide
 Finish: Electrogalvanized; Pregalvanized



Part Number	Article Number	Wire Rope Length	Length 1 L1	Length 2 L2	Static Load F1	Static Load F2
Wire Rope Diameter: 3.0 mm						
TSR1220SLS3	366595	3 m	356 – 546 mm	318 – 508 mm	1,330 N	880 N

Height H	Width W	Thickness T	A	B	C	D	E
35 mm	41 mm	1 mm	57.6 mm	23.2 mm	6.1 mm	22.2 mm	46.5 mm

Static Load F1 represents a distributed load for 12" – 20" (300 – 500 mm) installations and a point load for 12" – 16" (300 – 400 mm) installations.

Static Load F2 represents a point load for 16" – 20" (400 – 500 mm) installations.

nVent CADDY Speed Link LD System

LOCKING DEVICE FEATURES

The nVent CADDY Speed Link LD system is ideal for hanging light-duty fixtures, ductwork, speakers, alarm sensors, signage and pipes in applications that require all stainless steel components for a greater corrosion resistance.

SAFETY FEATURES

Locking devices made of all stainless steel 304 (EN 1.4301) components for a greater corrosion resistance

Safety factor 5:1 is consistent with the rest of the nVent CADDY Speed Link range

AESTHETIC FEATURES

Low-profile locking device minimizes visual impact

Stainless steel ball gripping mechanism automatically adjusts the locking device close to the service, minimizing visual impact


Stainless steel finish gives the installation a clean and professional look

EASE OF USE FEATURES

An arrow on the locking device indicates which direction the wire must be inserted first, to make a loop

Hexagonal profile allows it to be used at a stop

Available in bulk or with 1.5mm SSTL wire with hook end-fitting compatible with a wide range of nVent CADDY Fasteners



The color of the line corresponds to the larger goal of each feature:

SAFETY FEATURES

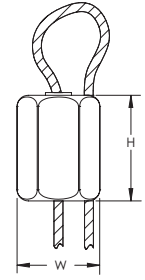
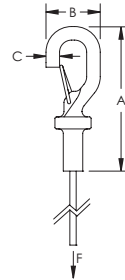
AESTHETIC FEATURES

EASE OF USE FEATURES

Speed Link LD System

LD WITH HOOK

- Complete system includes wire, locking device and pre-assembled hook end fitting
- Hooks to a wide range of nVent CADDY fasteners
- Fastens to the building structure or hanging services by looping around and hooking to wire rope
- Easy to remove for applications requiring maintenance
- Spring latch helps provide secure connection
- Insert cable through hole and use bottom side of hook as an end stop



Material: Stainless Steel 304 (EN 1.4301)
 Static Load Safety Factor: 5:1



Part Number	Article Number	Wire Rope Length	A	B	C	Height H	Width W	Static Load F	Standard Packaging Quantity
Wire Rope Diameter: 1.5 mm									
SLD15L2S	195935	2 m	58.4 mm	22.9 mm	6.4 mm	19 mm	12.7 mm	195 N	20 x 2 pc
SLD15L5S	195940	5 m	58.4 mm	22.9 mm	6.4 mm	19 mm	12.7 mm	195 N	20 x 2 pc
SLD15L10S	195945	10 m	58.4 mm	22.9 mm	6.4 mm	19 mm	12.7 mm	195 N	20 x 2 pc

nVent CADDY Speed Link SLDM System

LOCKING DEVICE FEATURES

The nVent CADDY Speed Link SLDM system is a light-duty rope system with an ultra-low-profile locking device and threaded stud. The system is ideal for supporting electrical boxes, lighting and signage.

SAFETY FEATURES

Safety factor 5:1 is consistent with the rest of the nVent CADDY Speed Link range

AESTHETIC FEATURES

Ultra low profile locking device and M6 threaded stud minimizes visual impact

EASE OF USE FEATURES

Keyless locking device is adjustable even after installation

Available with 1.5mm wire with toggle or hook end-fitting compatible with a wide range of nVent CADDY fasteners



M6 thread allows the device to attach to clearance holes in a variety of structures or hanging devices

Side exit for the wire leaves the wire on top of the service, minimizing visual impact

One-way locking device allows for a narrow profile, minimizing visual impact

Metallic finish gives the installation a clean and professional look

The color of the line corresponds to the larger goal of each feature:

SAFETY FEATURES

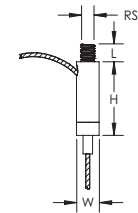
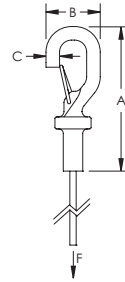
AESTHETIC FEATURES

EASE OF USE FEATURES

Speed Link SLDM System

SLDM WITH HOOK

- Complete system includes wire, locking device and pre-assembled hook end fitting
- Ideal for supporting lighting, ductwork and other installation projects
- Sleek, low-profile locking device reduces visual impact
- Keyless locking device is adjustable even after installation



Material: Steel
 Finish: Electrogalvanized
 Static Load Safety Factor: 5:1

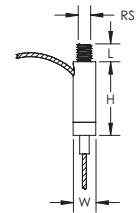
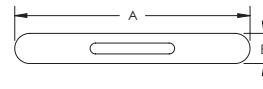
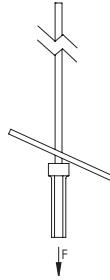
Part Number	Article Number	Wire Rope Length	A	B	C	Static Load F
Wire Rope Diameter: 1.5 mm						
SLDM615L1	196028	1 m	58.4 mm	22.9 mm	6.4 mm	195 N
SLDM615L2	196029	2 m	58.4 mm	22.9 mm	6.4 mm	195 N
SLDM615L3	196030	3 m	58.4 mm	22.9 mm	6.4 mm	195 N

Rod Size RS	Length L	Height H	Width W
M6	7 mm	24.5 mm	9.2 mm

Speed Link SLDM System

SLDM WITH TOGGLE

- Complete system includes wire, locking device and pre-assembled toggle end fitting
- Attaches to clearance holes in a variety of structures or hanging devices
- Ideal for supporting lighting fixtures
- Sleek, low-profile locking device reduces visual impact
- Keyless locking device is adjustable even after installation



Material: Steel
Finish: Electrogalvanized

Part Number	Article Number	Wire Rope Length	A	B	Static Load F
Wire Rope Diameter: 1.5 mm					
SLDM615L2T	196044	2 m	39 mm	5 mm	195 N

Rod Size RS	Length L	Height H	Width W
M6	7 mm	24.5 mm	9.2 mm

nVent CADDY Speed Link Extensions

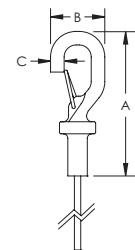
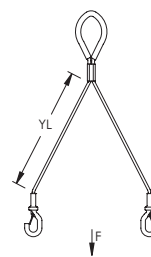
EXTENSIONS FEATURES

nVent CADDY Speed Link extensions allow standard nVent CADDY Speed Link Systems to be lengthened for long drop applications, putting the height adjustment closer to the object being supported. These short sections of wire include specialty end fittings at one end and a small loop or hook at the other. The extensions combine perfectly with other nVent CADDY Speed Link Systems, and can also be used separately as a backup wire.

- Ideal for use with standard nVent CADDY Speed Link Systems
- A range of end fittings easily adapt to various jobs
- Wire rope is securely looped and crimped
- Ideal as a support or secondary wire

Y-HOOK WITH EYELET EXTENSION

- Double hook offers easy attachment to basket tray, cable tray or lighting
- Convenient design allows one hook to be temporarily detached for maintenance or to add cables to the tray
- Y-design provides improved stability
- Spring latch helps provide secure connection



Material: Steel
 Finish: Electrogalvanized
 Static Load Safety Factor: 5:1



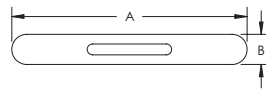
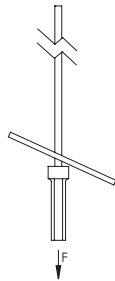
Part Number	Article Number	Wire Rope "Y" Length YL	A	B	C	Static Load F	Standard Packaging Quantity
Wire Rope Diameter: 2 mm							
SLD2YH500	196015	0.5 m	58.4 mm	22.9 mm	6 mm	440 N	10 pc
Wire Rope Diameter: 3 mm							
SLD3YH800	195998	0.8 m	58.4 mm	22.9 mm	6 mm	880 N	20 pc

nVent CADDY Speed Link locking device not included.

Speed Link Extensions

Y-TOGGLE WITH EYELET EXTENSION

- Attaches to clearance holes in a variety of structures or hanging devices
- Ideal for supporting lighting fixtures
- Y-design provides improved stability



Material: Steel
 Finish: Electrogalvanized
 Static Load Safety Factor: 5:1

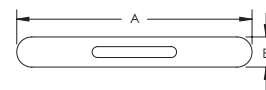
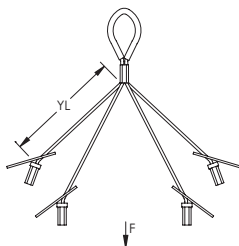


Part Number	Article Number	Wire Rope "Y" Length YL	A	B	Static Load F	Standard Packaging Quantity
Wire Rope Diameter: 1.5 mm						
SLD15Y500	195960	0.5 m	39 mm	5 mm	195 N	20 pc
SLD15Y800	195965	0.8 m	39 mm	5 mm	195 N	20 pc
Wire Rope Diameter: 2 mm						
SLD2Y500	176870	0.5 m	42 mm	8 mm	440 N	20 pc

nVent CADDY Speed Link locking device not included.

QUAD-TOGGLE WITH EYELET EXTENSION

- Secure hanging solution for use on control access points, projectors, etc.



Material: Steel
 Finish: Electrogalvanized
 Static Load Safety Factor: 5:1



Part Number	Article Number	Wire Rope "Y" Length YL	A	B	Static Load F	Standard Packaging Quantity
Wire Rope Diameter: 1.5 mm						
SLD15QT250	196007	0.25 m	39 mm	5 mm	195 N	20 pc

nVent CADDY Speed Link locking device not included.

nVent CADDY Locking Devices and Wire Rope

COMPONENT FEATURES

The individual components of the nVent CADDY Speed Link Universal Support System can be configured to meet installers' unique needs. nVent CADDY Speed Link locking devices and wire rope are available in bulk and allow installers to customize the system for each project.

SLK SPOOL KIT

- Kit includes spool of nVent CADDY Speed Link steel wire and nVent CADDY Speed Link SLK locking devices
- Wire spool and locking devices are packaged together, simplifying transportation to the jobsite and reducing inventory
- Packaging allows end-users to pull and cut any length of wire that is needed without having to take the spool out of the box
- Ideal for rework and installations where custom lengths of wire may be needed
- Wire rope constructed from seven bundles of seven strands each of steel aircraft wire
- Push/pull keyless release allows easy adjustments
- Low-profile locking device minimizes visual impact
- Cable spread of 90 degrees allows positioning the device closer to the load
- Keyless release tubes are easy to operate while wearing gloves
- Double-sided locking mechanism enables simple height adjustment



Material: Steel

Finish: Electrogalvanized

Part Number	Article Number	Wire Rope Diameter	Length	Number of Locking Devices
SLK15L500PACK	196045	1.5 mm	150 m	100
SLK15L50MPACK	196046	1.5 mm	50 m	25
SLK2L100PACK	196047	2.0 mm	100 m	50

Speed Link Locking Devices and Wire Rope

WIRE ROPE CUTTER

- Designed to reduce wire rope fraying




Material: Steel

Part Number	Article Number
SLWC	195853

SLK SPOOL KIT WITH WIRE ROPE CUTTER

- Includes two nVent CADDY Speed Link SLK Spool Kits with wire spools and locking devices and one wire rope cutter
- Wire spool and locking devices are packaged together, simplifying transportation to the jobsite and reducing inventory
- Packaging allows end-users to pull and cut any length of wire that is needed without having to take the spool out of the box
- Ideal for rework and installations where custom lengths of wire may be needed
- Wire rope constructed from seven bundles of seven strands each of steel aircraft wire
- Push/pull keyless release allows easy adjustments
- Low-profile locking device minimizes visual impact
- Cable spread of 90 degrees allows positioning the device closer to the load
- Keyless release tubes are easy to operate while wearing gloves
- Double-sided locking mechanism enables simple height adjustment



Material: Steel

Finish: Electrogalvanized

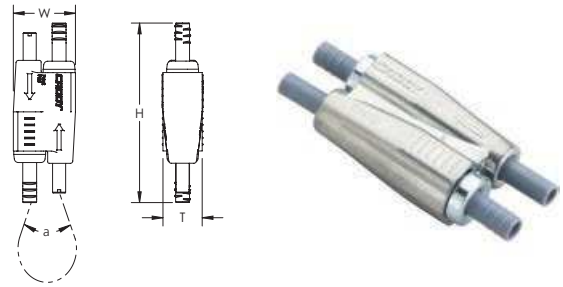
Part Number	Article Number	Wire Rope Diameter	Length	Number of Locking Devices
SLK15PROMOPACK	196048	1.5 mm	100 m	50

Length and Number of Locking Devices is the combined total of two spool kits. Each individual spool kit includes 50 m (164') of wire rope and 25 locking devices.

Speed Link Locking Devices and Wire Rope

SLK LOCKING DEVICE

- Push/pull keyless release allows easy adjustments
- Low-profile locking device minimizes visual impact
- Cable spread of 90 degrees allows positioning the device closer to the load
- Keyless release tubes are easy to operate while wearing gloves
- Double-sided locking mechanism enables simple height adjustment



Material: Steel; Polypropylene; Zinc Alloy

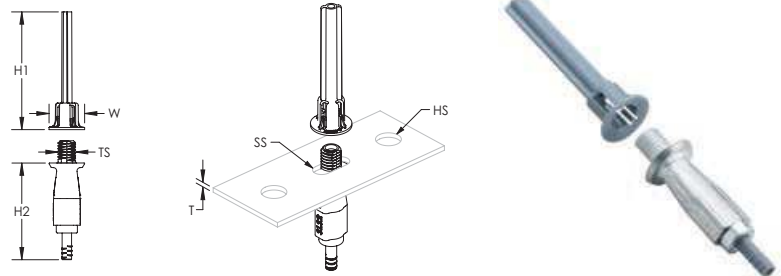


Part Number	Article Number	Wire Rope Diameter	Height H	Width W	Thickness T	Angle a	Certifications	Standard Packaging Quantity
SLK2C200	196600	1.5 – 2.0 mm	55 mm	19 mm	12.5 mm	90° Max	cULus	200 pc
SLK2R10	196770	1.5 – 2.0 mm	55 mm	19 mm	12.5 mm	90° Max	cULus	100 pc
SLK3C200	196730	3.0 mm	62 mm	24 mm	16.0 mm	90° Max	–	200 pc

Locking devices are only to be used with nVent CADDY Speed Link wire spools and accessories with the same specified Wire Rope Diameter as the locking device. Do not use with any other wires.

SLS LOCKING DEVICE

- Single barrel locking device allows for quick prefabrication of strut or brackets
- Push-on nut quickly and securely installs to strut or bracket to keep the locking device in position and eases installation
- Finger tightening of nut secures the locking device into position without tools
- Installs in strut profiles without the need to insert fingers or tools into the strut
- Push-on nut guides the cable into the locking device and brings stability to the support
- Installs with open side of the strut channel facing up or down for more flexibility



Material: Steel; Polypropylene; Zinc Alloy



Part Number	Article Number	Thread Size TS	Height 1 H1	Height 2 H2	Width W	Thickness T	Hole Size HS	Slot Size SS
Wire Rope Diameter: 2 mm								
SLS2C50	196739	M8	53 mm	43.5 mm	16 mm	4 mm Max	8 – 10 mm	8 x 6.5 mm – 8 x 10 mm
Wire Rope Diameter: 3 mm								
SLS3C50	196740	M12	53 mm	46.5 mm	20 mm	6 mm Max	12 – 14 mm	12 x 10 mm – 12 x 14 mm

The 2 mm locking device is compatible with C-Channel Types E0 and E0L.


The 3 mm locking device is compatible with C-Channel Types E1, E2, E2L, E3, E4, E5, Strut Channel Type C, Slotted, Strut Channel Type A, Slotted, Strut Channel Type AS, Perforated, Strut Channel Type CC, Slotted, Strut Channel Type AA, Slotted.

Locking devices are only to be used with nVent CADDY Speed Link wire spools and accessories with the same specified Wire Rope Diameter as the locking device. Do not use with any other wires.

Speed Link Locking Devices and Wire Rope

LD LOCKING DEVICE

- Low-profile locking device minimizes visual impact
- Suitable for 1.5 mm nVent CADDY Speed Link cable



Material: Stainless Steel 304 (EN 1.4301)

Part Number	Article Number	Wire Rope Diameter	Height H	Width W
SLJR200	196008	1.5 mm	19 mm	12.7 mm

The 1.5 mm locking devices are only to be used with the SLC15L1000SP and SLC15L50MSP wire spools, or any other 1.5 mm nVent CADDY Speed Link accessories. Do not use with any other wires.

WIRE SPOOL

- Spool with nVent CADDY Speed Link steel wire
- Wire rope constructed from seven bundles of seven strands each of steel aircraft wire




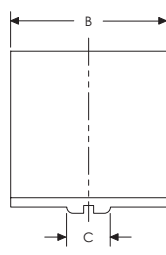
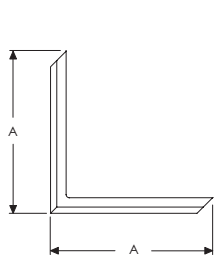
Material: Steel
Finish: Electrogalvanized

Part Number	Article Number	Wire Rope Diameter	Length	Static Load
SLC15L50MSP	196023	1.5 mm	50 m	195 N
SLC15L1000SP	196001	1.5 mm	300 m	195 N
SLC2L100SP	196022	2.0 mm	100 m	440 N
SLC2L1000SP	196002	2.0 mm	300 m	440 N
SLC3L1000SP	196003	3.0 mm	300 m	880 N

nVent CADDY Speed Link Accessories

AIR DUCT CORNER PROTECTOR

- Includes rib to keep the wire rope in place
- Prevents the wire rope from damaging the duct

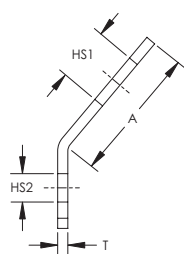
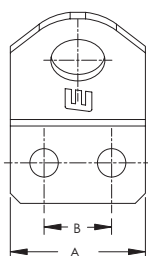


Material: Polyvinylchloride
Color: Black

Part Number	Article Number	A	B	C
SLADCP	195851	52 mm	50 mm	14 mm

AIR DUCT SUPPORT ATTACHMENT

- Angled bracket for installation on to round or square duct
- Designed to accept nVent CADDY Speed Link wire rope or hook



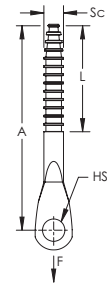
Material: Steel
Finish: Electrogalvanized

Part Number	Article Number	Hole Size 1 HS1	Hole Size 2 HS2	A	B	Thickness T
SLADS	195852	8 mm	4.2 mm	20 mm	10 mm	1.5 mm

Speed Link Accessories

CONCRETE FIXING EYEBOLT SCREW

- For use in concrete and brick
- Includes drill bit adaptor for easy installation

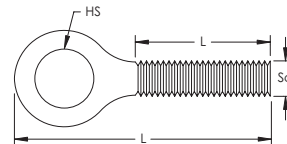


Material: Steel
Finish: Electrogalvanized

Part Number	Article Number	Hole Size HS	Screw Diameter Sc	Screw Length L	A	Drill Bit Diameter	Static Load F
CFEB05	195864	6.5 mm	H6	45 mm	60 mm	5 mm	700 N

EYE SCREW

- Designed to accept nVent CADDY Speed Link wire rope or hook



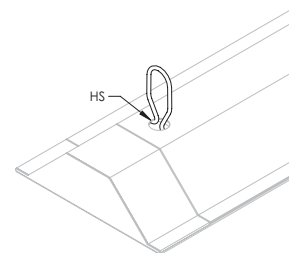
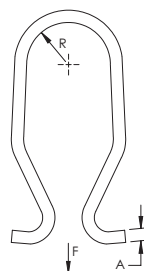
Material: Steel
Finish: Electrogalvanized

Part Number	Article Number	Screw Diameter Sc	Screw Length L	Hole Size HS	Length L
SLEBM6	195854	M6	20 mm	7.2 mm	37.5 mm
SLEBM8	195856	M8	25 mm	8.5 mm	50.0 mm
SLEBWS	195858	H6	32 mm	8.8 mm	60.0 mm

Speed Link Accessories

LIGHT DUTY LIGHT FIXTURE EYELET

- Inserts into openings of light fixture
- Hook or loop through lighting clip to suspend lighting from wire rope or chain



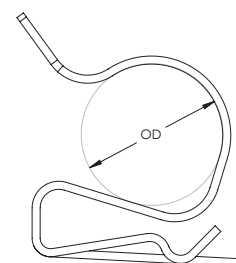
Material: Stainless Steel 302 (EN 1.4324)

Part Number	Article Number	Radius R	A	Hole Size HS	Static Load F
SLLC250	195863	5.1 mm	1.5 mm	6 mm Min	55 N

Do not use light fixture eyelet as a lifting device.

MC/AC CABLE CLIP

- Spring steel cable attachment
- Allows for electrical cable to be attached to nVent CADDY Speed Link wire rope



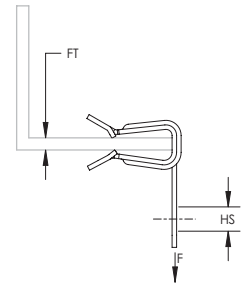
Material: Spring Steel
Finish: nVent CADDY Armour

Part Number	Article Number	Wire Rope Diameter	Outer Diameter OD
SL1214	195860	1.5 – 3.0 mm	11.8 – 14.2 mm
SL1518	195861	1.5 – 3.0 mm	12.7 – 18.2 mm

Related Products

HAMMER-ON FLANGE CLIP, SIDE MOUNT

- Provides an attachment for wire, S-hooks, chain, nVent CADDY Speed Link or other assemblies to flanges and profiles
- Fits most beams
- Installs with just a hammer



Finish: nVent CADDY Armour

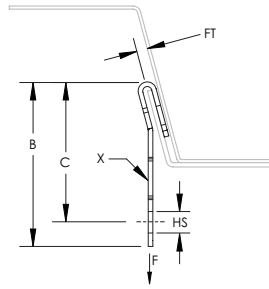


Part Number	Article Number	Flange Thickness FT	Hole Size HS	Static Load F	Certifications	Standard Packaging Quantity
Material: Spring Steel						
2H4	170010	2 – 3 mm	7.1 mm	700 N	cULus	100 pc
4H24	170020	3 – 8 mm	7.1 mm	900 N	cULus	100 pc
4H24R5	191018	3 – 8 mm	7.1 mm	900 N	cULus	10 x 5 pc
4H24SP25	172320	3 – 8 mm	7.1 mm	900 N	–	10 x 25 pc
4H58	170030	8 – 14 mm	7.1 mm	900 N	cULus	100 pc
4H58R5	191019	8 – 14 mm	7.1 mm	900 N	cULus	10 x 5 pc
4H58SP25	172350	8 – 14 mm	7.1 mm	900 N	–	10 x 25 pc
4H912	170040	14 – 20 mm	7.1 mm	900 N	cULus	100 pc
4H912R5	191045	14 – 20 mm	7.1 mm	900 N	cULus	10 x 5 pc
4H912SP25	172380	14 – 20 mm	7.1 mm	900 N	–	10 x 25 pc
4H1318	170045	21 – 28 mm	7.1 mm	900 N	cULus	50 pc
Material: Stainless Steel 301 (EN 1.4310)						
4H24S1	179610	3 – 8 mm	7.1 mm	650 N	–	100 pc
4H58S1	179620	8 – 14 mm	7.1 mm	650 N	–	100 pc
4H912S1	179630	14 – 20 mm	7.1 mm	650 N	–	100 pc

Related Products

OCDC DECK HANGER

- Provide a mobile mounting hole
- Attaches to decking



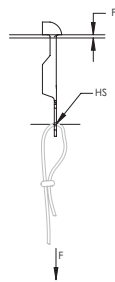
Material: Steel

Finish: nVent CADDY Armour

Part Number	Article Number	Hole Size HS	Flange Thickness FT	B	C	X	Static Load F
OCDC68MM	160700	6.8 mm	1.0 – 2.5 mm	54 mm	46 mm	13 x 8.5 mm	400 N

EER TRAPEZOIDAL DECK HANGER

- Supports wire from decking



Material: Steel

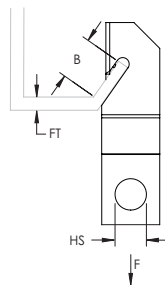
Finish: nVent CADDY Armour

Part Number	Article Number	Flange Thickness FT	Hole Size HS	Drill Bit Diameter	Static Load F1	Static Load F2	Standard Packaging Quantity
EER	171470	0.8 – 3.0 mm	6.8 mm	7 mm	450 N	900 N	100 pc

Static Load F1 represents 0.8 – 2.0 mm flange thickness. Static Load F2 represents 2.0 – 3.0 mm flange thickness.

122 SERIES Z PURLIN CLIP

- Hammer-on clip compensates for angle of purlin
- Provides a portable hole
- Side mount



Material: Steel

Finish: nVent CADDY Armour

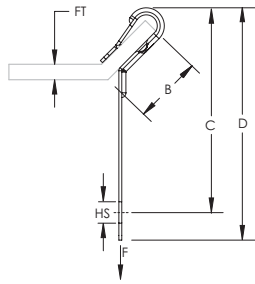


Part Number	Article Number	Hole Size HS	Flange Thickness FT	B	Static Load F
122	171690	6.8 mm	2.8 mm Max	15 mm Min	450 N

Related Products

AF SERIES Z PURLIN CLIP

- Angle flange clip for wire or chain suspensions from Z purlins
- Installs from floor with VAFT tool and conduit



Material: Steel

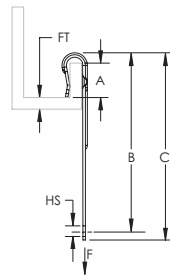
Finish: nVent CADDY Armour



Part Number	Article Number	Hole Size HS	Flange Thickness FT	B	C	D	Static Load F
AF14	179860	7.1 mm	1.5 – 6.0 mm	20 mm Min	65 mm	74 mm	440 N

VF SERIES C PURLIN CLIP

- Provides an attachment for nVent CADDY Speed Link assemblies, wire, S-hooks, or chain from purlin and bar joist
- Installs from floor with VAFT tool and conduit



Material: Spring Steel

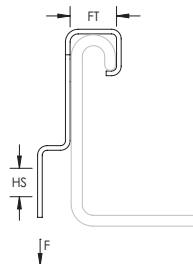
Finish: nVent CADDY Armour



Part Number	Article Number	Flange Thickness FT	A	B	C	Hole Size HS	Static Load F	Standard Packaging Quantity
VF14	179850	1.5 – 6.0 mm	20 mm Min	80 mm	90 mm	7.1 mm	700 N	100 pc

ESC STRUT ATTACHMENT CLIP

- Attaches to open side of a strut channel
- Designed to accept nVent CADDY Speed Link wire rope or hook



Material: Spring Steel

Finish: nVent CADDY Armour

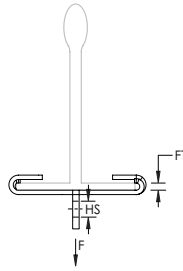


Part Number	Article Number	Flange Thickness FT	Hole Size HS	Hole Type	Static Load F	Standard Packaging Quantity
ESC4	174560	10 mm	6.12 mm	Plain	180 N	100 pc

Related Products

4G16H TWIST CLIP WITH 90° PLAIN HOLE

- Provides an attachment for nVent CADDY Speed Link assemblies, wire, S-hooks, or chain from T-Grid
- Fast, easy and secure twist-on installation
- No tools required for installation



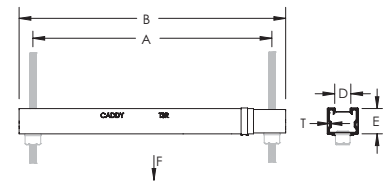
Material: Spring Steel



Part Number	Article Number	Hole Size HS	Flange Thickness FT	T-Grid Size	Static Load F	Standard Packaging Quantity
Finish: nVent CADDY Armour Color: Gray						
4G16H	170230	6.4 mm	1.5 mm Max	24 mm	180 N	100 pc
Finish: Painted Color: White						
4G16HWH	576950	6.4 mm	1.5 mm Max	24 mm	180 N	100 pc

TELESCOPING STRUT REPLACEMENT, NO NUT

- Can be attached directly to a wall for wall-mounted applications
- Telescopes to the desired length and is locked in place by snapping closed a spring retainer clip
- Standard strut profile runs the entire length of the part, allowing most standard fittings to be placed anywhere between the rods
- Integrated ruler displays space between hanger rods in inches and centimeters
- Supports up to seven 2" (50 DN) conduits, six 2" (50 DN) water filled pipes at 10' (3 m) spacing, or up to 18" (450 mm) cable tray
- Conduit can be supported on the top and bottom, eliminating the need for double sided strut
- Conduit and pipe can be placed directly on the strut profile, saving vertical space in buildings with limited room for installation



Material: Steel

Finish: Pregalvanized

Static Load F1: 1,330 N

Static Load F2: 880 N

Part Number	Article Number	Hole Size 1 HS1	Hole Size 2 HS2	Thickness T	A	B	C	D	E
TSR1220N	366593	13.7 mm	4.8 mm	1 mm	318 – 508 mm	356 – 546 mm	41 mm	22.2 mm	35 mm

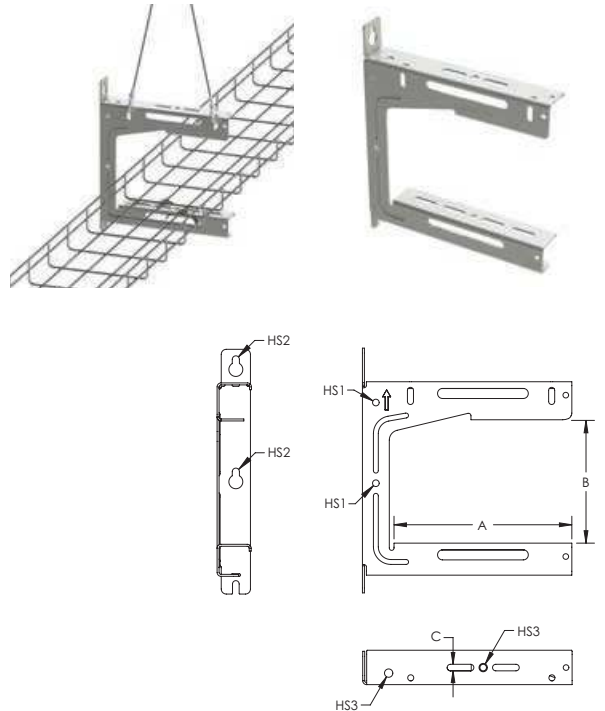
Static Load F1 represents a distributed load for 12" – 20" (300 – 500 mm) installations and a point load for 12" – 16" (300 – 400 mm) installations.

Static Load F2 represents a point load for 16" – 20" (400 – 500 mm) installations.

Related Products

UNIVERSAL TRAY SUPPORT

- Universal design to accommodate various cable tray hanging methods including ceiling, wall, threaded rod, or cable hanging systems
- C-shape maintains accessibility to cables after installation is completed
- Strut profile on both arms allow for two runs of cable trays per bracket
- Top tab can be bent allowing for extra wide cable trays to be installed when two brackets are fastened back-to-back
- Key holes provided for wall mount applications
- Works with the KBT Wire Basket Tray Clip for securing wire basket cable tray or J-bolts for securing cable ladder



Material: Steel
Finish: Electrogalvanized



Part Number	Article Number	A	B	C	Hole Size 1 HS1	Hole Size 2 HS2	Hole Size 3 HS3	Static Load F1	Static Load F2
UTS150	182031	165.1 mm	154.1 mm	8.3 mm	8.4 mm	8.4 mm	10.5 mm	440 N	890 N
UTS200	182032	223.9 mm	154.1 mm	8.3 mm	8.4 mm	9.0 mm	10.5 mm	440 N	890 N
UTS300	182033	323.2 mm	156.6 mm	8.3 mm	8.4 mm	8.4 mm	10.5 mm	440 N	890 N

Refer to Static Load F1 for installations with threaded rod.

Refer to Static Load F2 for wall mount and 3 mm nVent CADDY Speed Link installations.

Index

Article Number	Page	Article Number	Page	Article Number	Page
196800	15	196531	21	196537	25
196801	15	196712	21	196538	25
196802	15	196713	21	196619	25
196803	15	196714	21	196539	25
196804	15	196715	21	196620	25
196805	15	196728	21	196540	25
196806	15	196716	21	196621	25
196807	15	196517	22	196541	25
196819	16	196518	22	196542	25
196821	16	196519	22	196622	25
196820	16	196520	22	196700	25
196830	17	196546	22	196701	25
196831	17	196547	22	196702	25
196832	17	196548	22	196625	25
196833	17	196676	23	196703	25
196836	17	196677	23	196626	25
196837	17	196504	23	196704	25
196838	17	196505	23	196705	25
196839	17	196532	23	196601	26
196842	17	196533	23	196628	26
196843	17	196534	23	196514	26
196844	17	196506	24	196629	26
196845	17	196507	24	196515	26
196822	18	196535	24	196630	26
196852	18	196536	24	196516	26
196855	19	196508	25	196631	26
196850	19	196509	25	196602	26
402536	19	196614	25	196603	26
196500	21	196510	25	196604	26
196501	21	196615	25	196543	26
196502	21	196511	25	196544	26
196503	21	196616	25	196545	26
196529	21	196512	25	196605	26
196530	21	196513	25	196606	26

Index

Article Number	Page	Article Number	Page	Article Number	Page
196706	26	196724	28	196756	36
196707	26	196725	28	196757	36
196708	26	196726	28	196758	36
196709	26	196727	28	196759	37
196710	26	196521	29	196760	37
196711	26	196522	29	196761	37
196564	27	196644	29	366595	38
196565	27	196523	29	195935	40
196566	27	196645	29	195940	40
196567	27	196524	29	195945	40
196568	27	196525	29	196028	42
196570	27	196526	29	196029	42
196558	27	196549	30	196030	42
196559	27	196550	30	196044	43
196560	27	196551	30	196015	44
196561	27	196648	31	195998	44
196562	27	196528	31	195960	45
196563	27	196554	31	195965	45
196721	27	196556	31	176870	45
196717	27	196753	33	196007	45
196718	27	196754	33	196045	46
196719	27	196755	33	196046	46
196720	27	196741	34	196047	46
196729	27	196742	34	195853	47
196670	28	196743	34	196048	47
196671	28	196744	34	196600	48
196672	28	196745	34	196770	48
196673	28	196746	34	196730	48
196734	28	196747	35	196739	48
196735	28	196748	35	196740	48
196736	28	196749	35	196008	49
196737	28	196750	35	196023	49
196722	28	196751	35	196001	49
196723	28	196752	35	196022	49

Index

Article Number	Page
196002	49
196003	49
195852	50
195851	50
195864	51
195854	51
195856	51
195858	51
195863	52
195860	52
195861	52
170010	53
170020	53
191018	53
172320	53
170030	53
191019	53
172350	53
170040	53
191045	53
172380	53
170045	53
179610	53
179620	53
179630	53
160700	54
171470	54
171690	54
179860	55
179850	55
174560	55
170230	56
576950	56
366593	56

Article Number	Page
182031	57
182032	57
182033	57

Our powerful portfolio of brands:

CADDY ERICO HOFFMAN RAYCHEM SCHROFF TRACER



nVent.com/CADDY