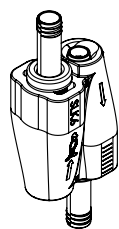


# CATENARY

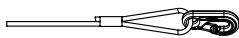
## nVent CADDY SPEEDLINK



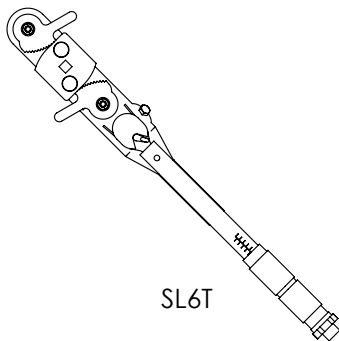
SLK6



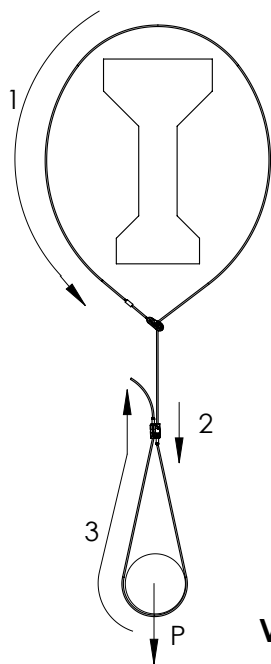
SLDW6



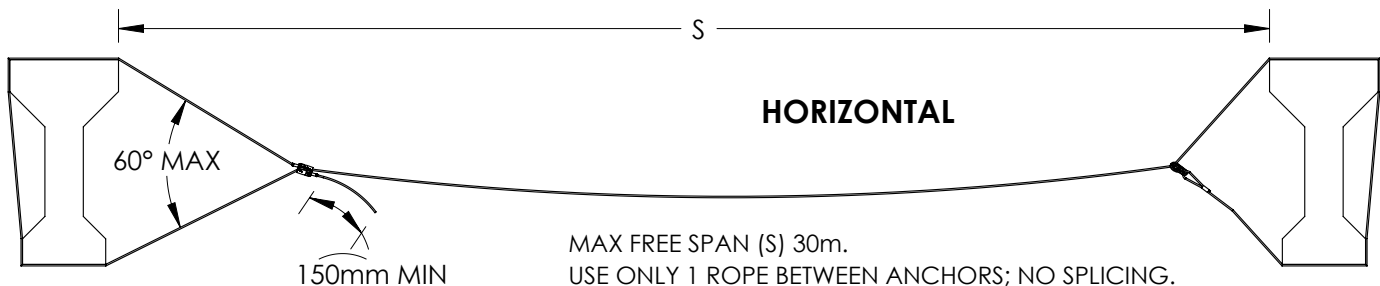
SLK6Lxx



SL6T



VERTICAL



MAX FREE SPAN (S) 30m.  
USE ONLY 1 ROPE BETWEEN ANCHORS; NO SPLICING.  
FOR S>30m CONTACT SALES REPRESENTATIVE

MAX SUSPENDED LOAD			
PRELOAD (N)	POINT LOAD (Kg)	2-3 POINTS DISTRIBUTED LOAD (TOTAL Kg)	FULLY DISTRIBUTED LOAD (TOTAL Kg)
1000	50	90	100
450	60	110	120

### USE ONLY CONTINUOUS LENGTHS nVent CADDY SPEED LINK 6mm WIRE ROPE

- WARNING:
- nVent products shall be installed and used only as indicated in nVent product instruction sheets and training materials. Instruction sheets are available at [www.nVent.com](http://www.nVent.com) and from your nVent customer service representative.
  - nVent products must never be used for a purpose other than the purpose for which they were designed or in a manner that exceeds specified load ratings.
  - All instructions must be completely followed to ensure proper and safe installation and performance.
  - Improper installation, misuse, misapplication or other failure to completely follow nVent's instructions and warnings may cause product malfunction, property damage, serious bodily injury and/or death, and void your warranty.
  - Products that are manufactured using spring steel components shall be used only in a non-corrosive indoor environment.
  - All pipe supports, hangers, intermediate components and structural attachments must ONLY be used as described herein and are NEVER to be used for any other purpose.

NOTE: All load ratings are for static conditions and do not account for dynamic loading such as wind, water or seismic loads, unless otherwise noted.


The customer is responsible for:

- Conformance to all governing codes.
- The integrity of structures to which the products are attached, including their capability of safely accepting the loads imposed, as evaluated by a qualified engineer.
- Using appropriate industry standard hardware as noted above.

SAFETY INSTRUCTIONS:  
All governing codes and regulations and those required by the job site must be observed.  
Always use appropriate safety equipment such as eye protection, hard hat, and gloves as appropriate to the application.

nVent, CADDY, ERICO CADWELD, ERICO CRITEC, ERICO, ERIFLEX, and LENTON are owned by nVent or its global affiliates. All other trademarks are the property of their respective owners. nVent reserves the right to change specifications without prior notice.

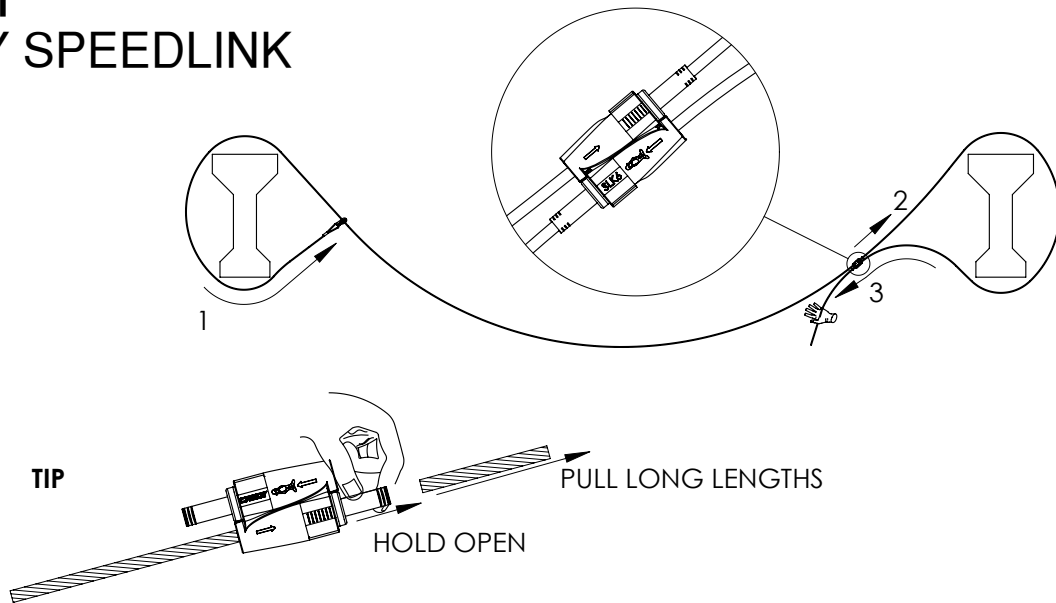
TECHNICAL SUPPORT: [www.nVent.com](http://www.nVent.com) CFS591\_E 1 OF 2



# CATENARY

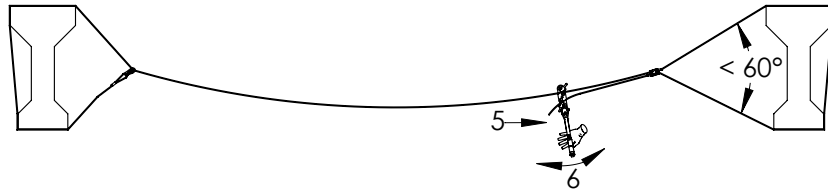
## nVent CADDY SPEEDLINK

### INSTALL

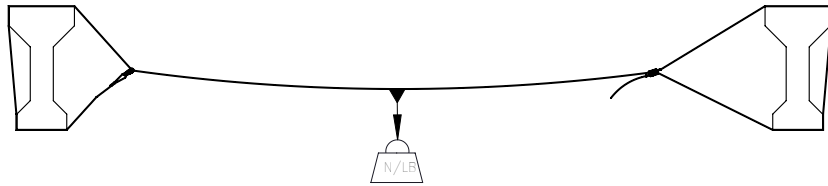


### PRE-TENSION

4) SET TORQUE WRENCH  
AND USE TOOL AS  
SHOWN ON CFS594



### LOAD

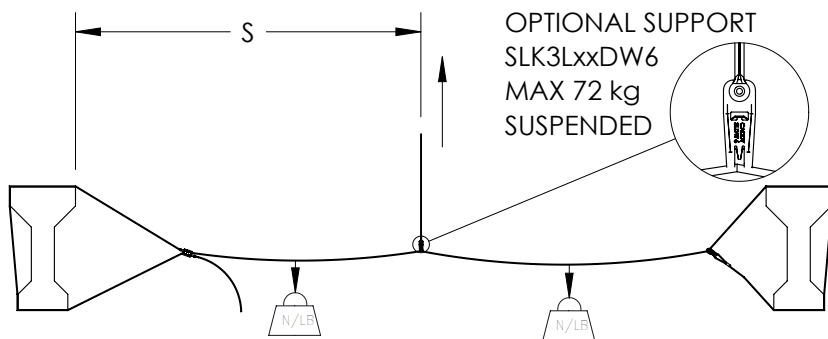


### REMOVAL



\* REMOVE ALL LOAD BEFORE RELEASING THE SLK6  
DO NOT REUSE ASSEMBLY IF A LOAD HAS BEEN APPLIED

### INTERMEDIATE SUPPORT



S = SPAN