

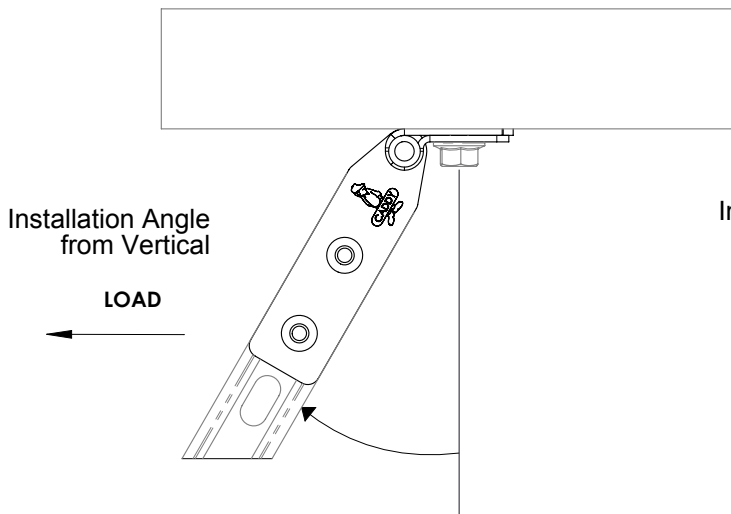
CSBUS

Universal Structural Attachment for Strut

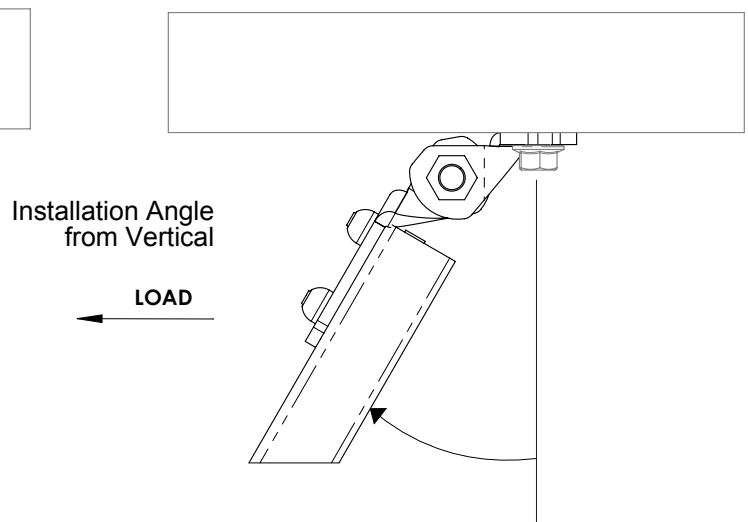
PART NUMBER	ARTICLE NUMBER	FASTENER DIAMETER		FM® Horizontal Load Ratings lbs (N)*			
				INSTALLATION ANGLE			
		INCH	mm	30° - 44°	45° - 59°	60° - 74°	75° - 90°
CSBUS1	404568	1/2	13	2,010 (8,940)	2,840 (12,630)	3,420 (15,210)	3,810 (16,940)
CSBUS2	404569	3/4	19	2,010 (8,940)	2,840 (12,630)	3,420 (15,210)	3,810 (16,940)
CSBUS1PA	404602	1/2	13	1,162 (5,168)	1,864 (8,291)	1,864 (8,291)	1,681 (7,477)
CSBUS2PA	404603	3/4	19	1,162 (5,168)	1,864 (8,291)	1,864 (8,291)	1,681 (7,477)

FM® Approved when used with A-channel, 12 gauge strut channel.

CSBUS1/CSBUS2



CSBUS1PA/CSBUS2PA



*Part numbers and article numbers are for EG only. Other coatings available.
Contact customer service for availability.

WARNING:

1. nVent products shall be installed and used only as indicated in nVent product instruction sheets and training materials. Instruction sheets are available at www.nVent.com and from your nVent customer service representative.
2. nVent products must never be used for a purpose other than the purpose for which they were designed or in a manner that exceeds specified load ratings.
3. All instructions must be completely followed to ensure proper and safe installation and performance.
4. Improper installation, misuse, misapplication or other failure to completely follow nVent's instructions and warnings may cause product malfunction, property damage, serious bodily injury and/or death, and void your warranty.
5. Products that are manufactured using spring steel components shall be used only in a non-corrosive indoor environment.
6. All pipe supports, hangers, intermediate components and structural attachments must ONLY be used as described herein and are NEVER to be used for any other purpose.

NOTE: All load ratings are for static conditions and do not account for dynamic loading such as wind, water or seismic loads, unless otherwise noted.

The customer is responsible for:

- a. Conformance to all governing codes.
- b. The integrity of structures to which the products are attached, including their capability of safely accepting the loads imposed, as evaluated by a qualified engineer.
- c. Using appropriate industry standard hardware as noted above.

SAFETY INSTRUCTIONS:

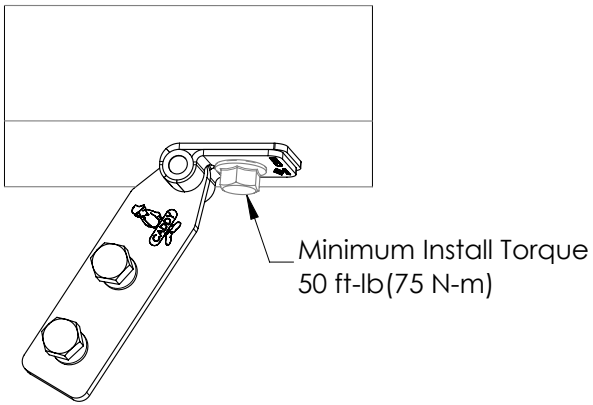
All governing codes and regulations and those required by the job site must be observed.
Always use appropriate safety equipment such as eye protection, hard hat, and gloves as appropriate to the application.

nVent, CADDY, ERICO CADWELD, ERICO CRITEC, ERICO, ERIFLEX, and LENTON are owned by nVent or its global affiliates. All other trademarks are the property of their respective owners. nVent reserves the right to change specifications without prior notice.

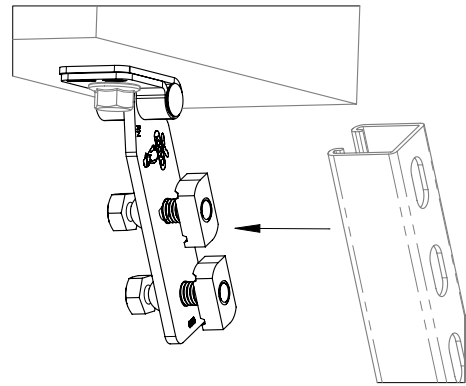
CSBUS

Universal Structural Attachment for Strut

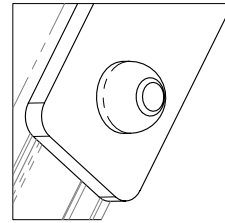
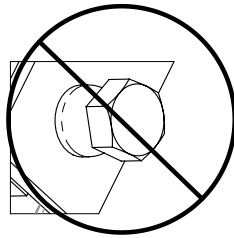
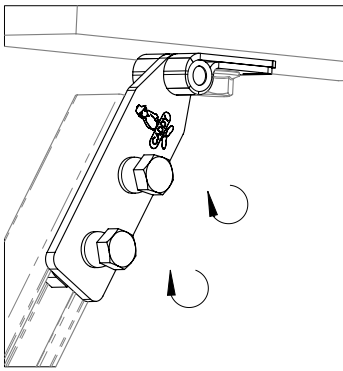
#1



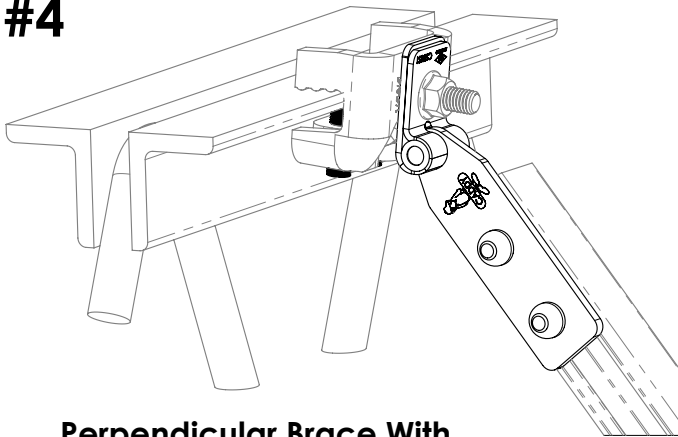
#2



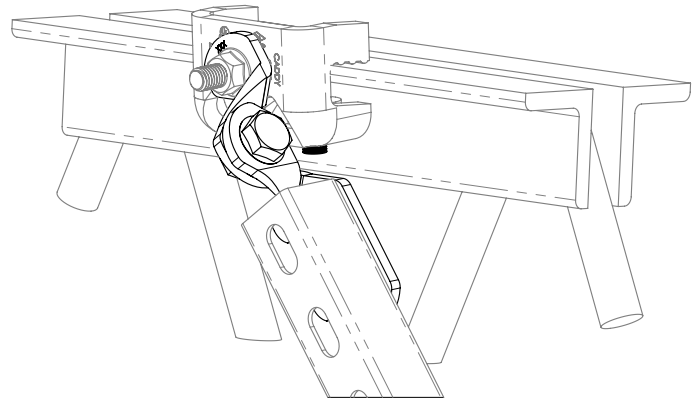
#3



#4



**Perpendicular Brace With
CSBUS1 and CSBS1/CSBS2**



**Parallel Brace With
CSBUS1PA and CSBS1/CSBS2**