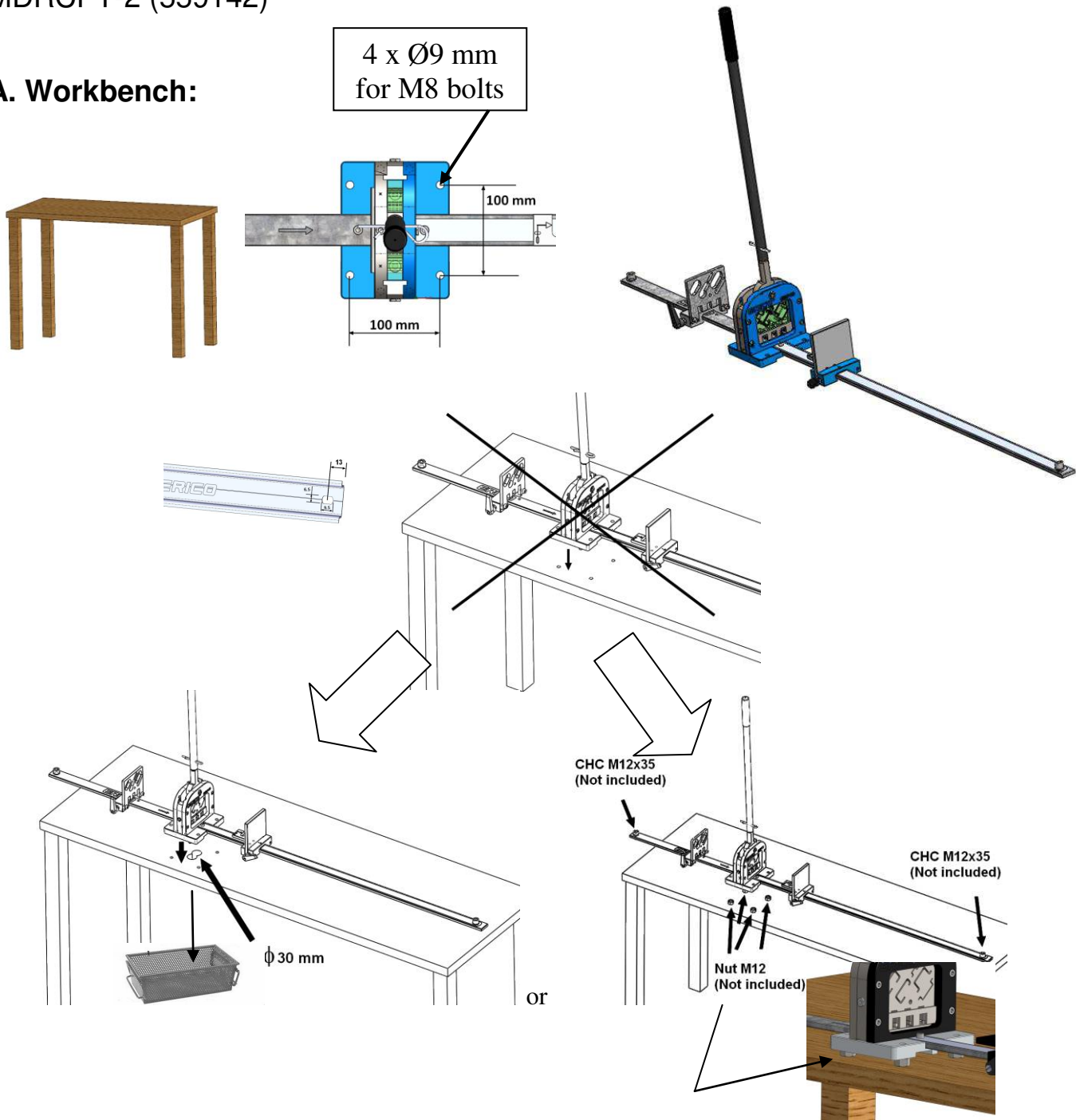


# Manual DIN Rail Cutting and Punching Tool

## MDRCPT-2 (559142)

### A. Workbench:



#### WARNING:


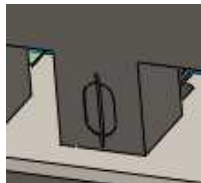
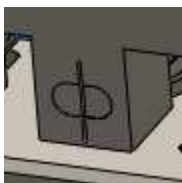


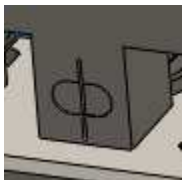


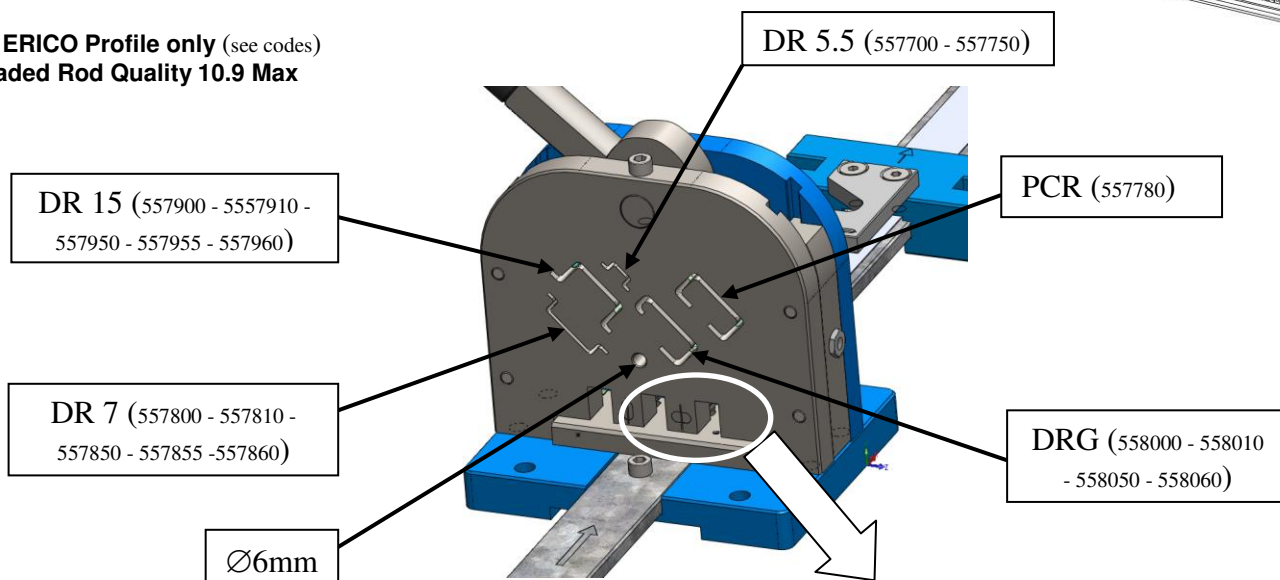
1. nVent products shall be installed and used only as indicated in nVent product instruction sheets and training materials. Instruction sheets are available at [www.nVent.com](http://www.nVent.com) and from your nVent customer service representative.
2. nVent products must never be used for a purpose other than the purpose for which they were designed or in a manner that exceeds specified load ratings.
3. All instructions must be completely followed to ensure proper and safe installation and performance.
4. Improper installation, misuse, misapplication or other failure to completely follow nVent's instructions and warnings may cause product malfunction, property damage, serious bodily injury and/or death, and void your warranty.

**SAFETY INSTRUCTIONS:** All governing codes and regulations and those required by the job site must be observed. Always use appropriate safety equipment such as eye protection, hard hat, and gloves as appropriate to the application.

nVent, CADDY, ERICO CADWELD, ERICO CRITEC, ERICO, ERIFLEX, and LENTON are owned by nVent or its global affiliates. All other trademarks are the property of their respective owners. nVent reserves the right to change specifications without prior notice.

## B. nVent ERICO DIN rails and threaded rod Ø6mm:

**For ERICO Profile only** (see codes)  
**Treaded Rod Quality 10.9 Max**



All measures are in mm

### WARNING:

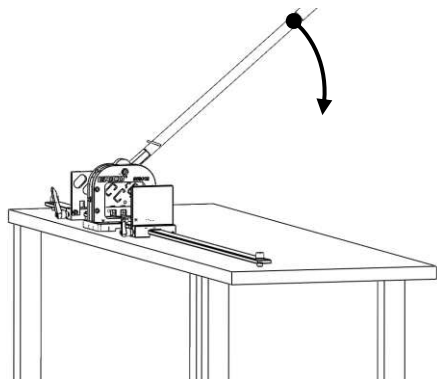
1. nVent products shall be installed and used only as indicated in nVent product instruction sheets and training materials. Instruction sheets are available at [www.nVent.com](http://www.nVent.com) and from your nVent customer service representative.
2. nVent products must never be used for a purpose other than the purpose for which they were designed or in a manner that exceeds specified load ratings.
3. All instructions must be completely followed to ensure proper and safe installation and performance.
4. Improper installation, misuse, misapplication or other failure to completely follow nVent's instructions and warnings may cause product malfunction, property damage, serious bodily injury and/or death, and void your warranty.

**SAFETY INSTRUCTIONS:** All governing codes and regulations and those required by the job site must be observed. Always use appropriate safety equipment such as eye protection, hard hat, and gloves as appropriate to the application.

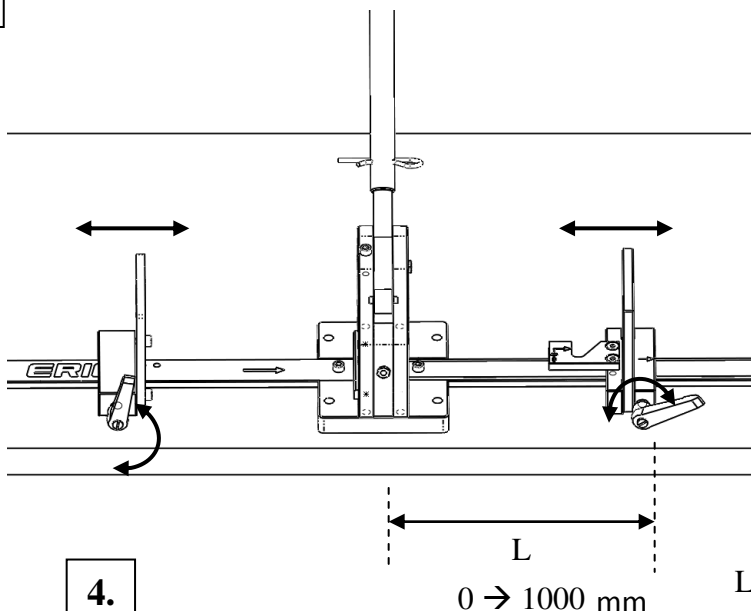
nVent, CADDY, ERICO CADWELD, ERICO CRITEC, ERICO, ERIFLEX, and LENTON are owned by nVent or its global affiliates. All other trademarks are the property of their respective owners. nVent reserves the right to change specifications without prior notice.

## C. Cut DIN rails:

1.

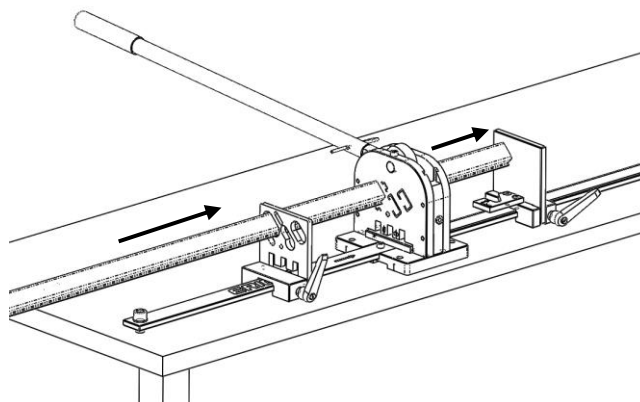
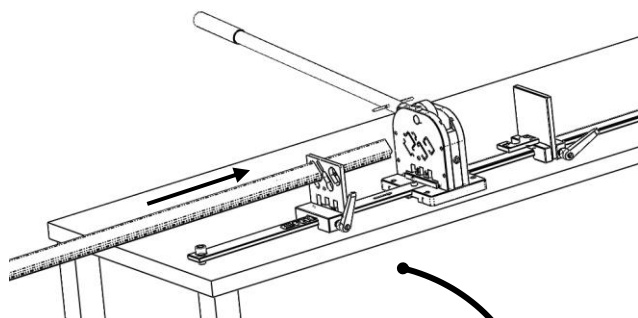


2.


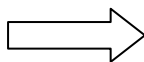
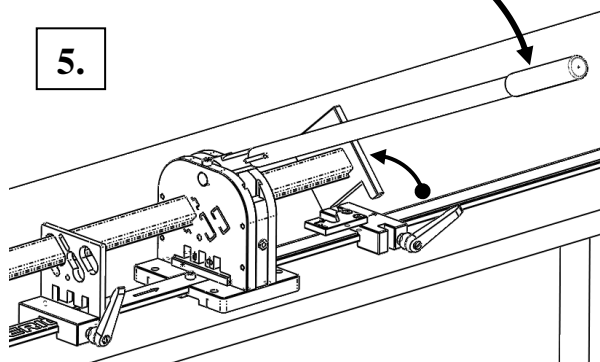


3.

4.



5.



### WARNING:

1. nVent products shall be installed and used only as indicated in nVent product instruction sheets and training materials. Instruction sheets are available at [www.nVent.com](http://www.nVent.com) and from your nVent customer service representative.
2. nVent products must never be used for a purpose other than the purpose for which they were designed or in a manner that exceeds specified load ratings.
3. All instructions must be completely followed to ensure proper and safe installation and performance.
4. Improper installation, misuse, misapplication or other failure to completely follow nVent's instructions and warnings may cause product malfunction, property damage, serious bodily injury and/or death, and void your warranty.

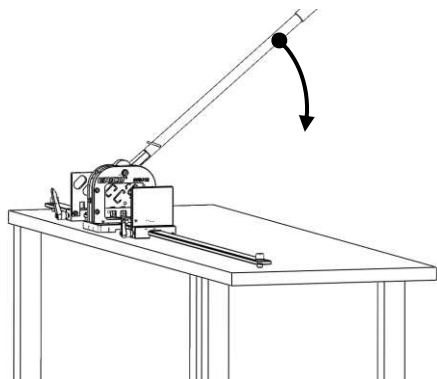
**SAFETY INSTRUCTIONS:** All governing codes and regulations and those required by the job site must be observed. Always use appropriate safety equipment such as eye protection, hard hat, and gloves as appropriate to the application.

nVent, CADDY, ERICO CADWELD, ERICO CRITEC, ERICO, ERIFLEX, and LENTON are owned by nVent or its global affiliates. All other trademarks are the property of their respective owners. nVent reserves the right to change specifications without prior notice.

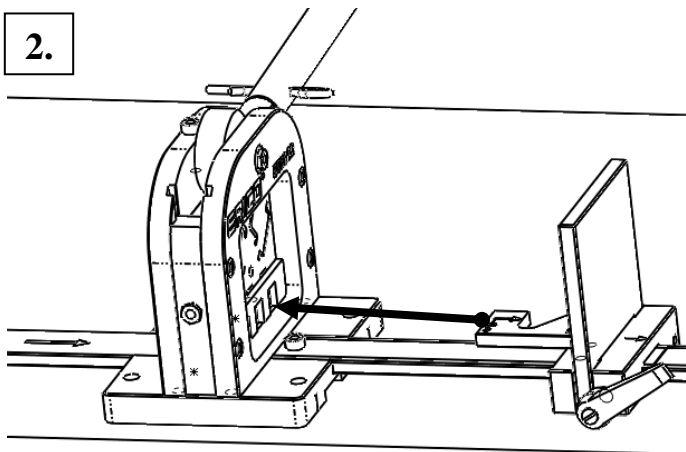
## D. Punch DIN rails at the extremity of the profile

DR7 : 557800 – 557810 – 557850 – 557855 – 557860  
 DR15 : 557900 – 557910 – 557950 – 557955 – 557960  
 DRG : 558000 – 558010

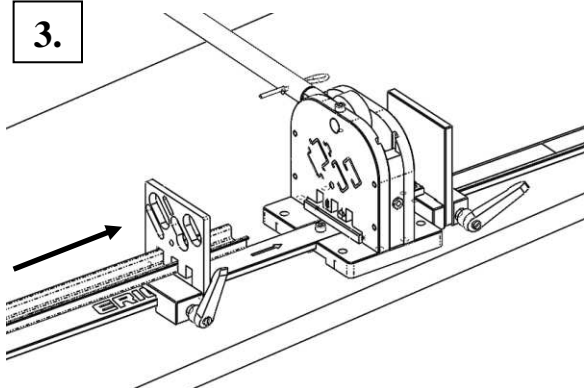
1.



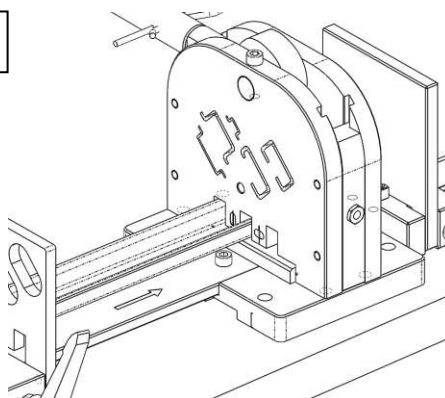
2.





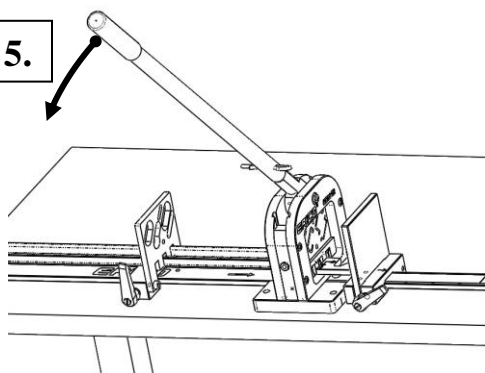
3.



4.



5.



All measures are in mm

### WARNING:

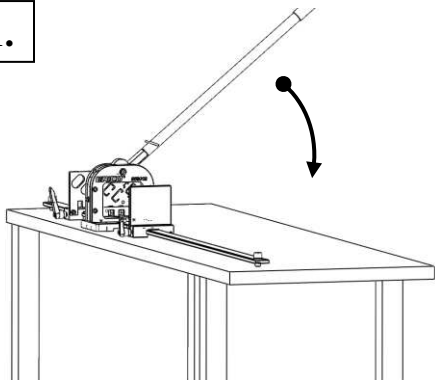
1. nVent products shall be installed and used only as indicated in nVent product instruction sheets and training materials. Instruction sheets are available at [www.nVent.com](http://www.nVent.com) and from your nVent customer service representative.
2. nVent products must never be used for a purpose other than the purpose for which they were designed or in a manner that exceeds specified load ratings.
3. All instructions must be **completely** followed to ensure proper and safe installation and performance.
4. Improper installation, misuse, misapplication or other failure to completely follow nVent's instructions and warnings may cause product malfunction, property damage, serious bodily injury and/or death, and void your warranty.

**SAFETY INSTRUCTIONS:** All governing codes and regulations and those required by the job site must be observed. Always use appropriate safety equipment such as eye protection, hard hat, and gloves as appropriate to the application.

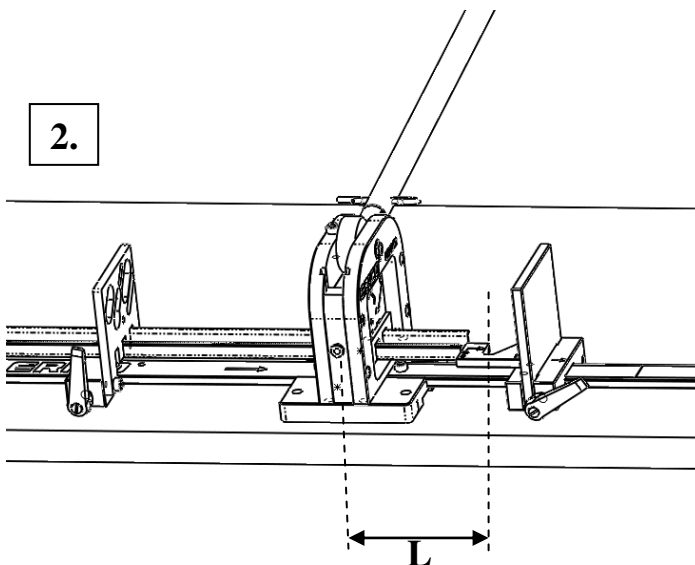
nVent, CADDY, ERICO CADWELD, ERICO CRITEC, ERICO, ERIFLEX, and LENTON are owned by nVent or its global affiliates. All other trademarks are the property of their respective owners. nVent reserves the right to change specifications without prior notice.

## E. Punch DIN rails at a different distance from the extremity

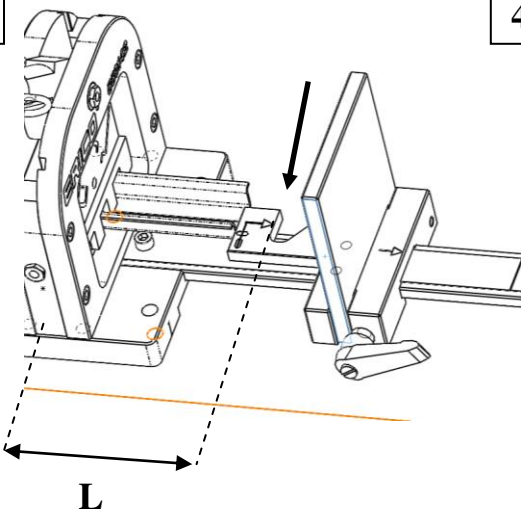
1.



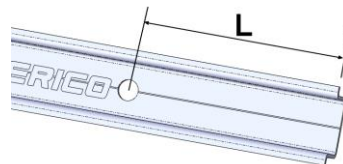
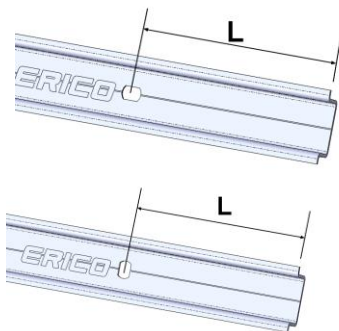
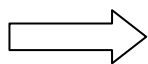
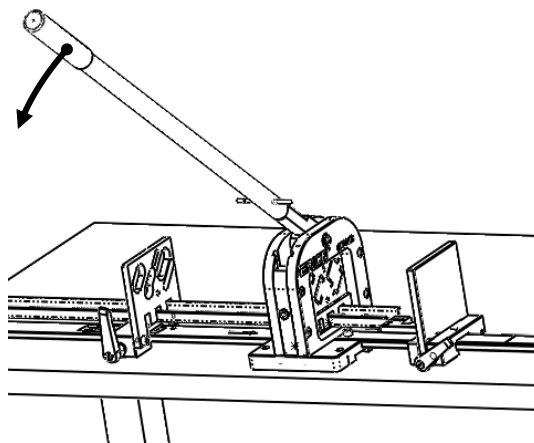
2.



3.



4.



### WARNING:

1. nVent products shall be installed and used only as indicated in nVent product instruction sheets and training materials. Instruction sheets are available at [www.nVent.com](http://www.nVent.com) and from your nVent customer service representative.
2. nVent products must never be used for a purpose other than the purpose for which they were designed or in a manner that exceeds specified load ratings.
3. All instructions must be completely followed to ensure proper and safe installation and performance.
4. Improper installation, misuse, misapplication or other failure to completely follow nVent's instructions and warnings may cause product malfunction, property damage, serious bodily injury and/or death, and void your warranty.

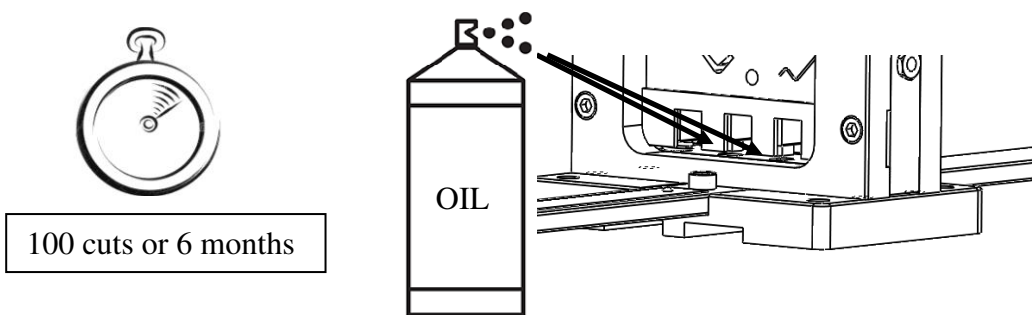
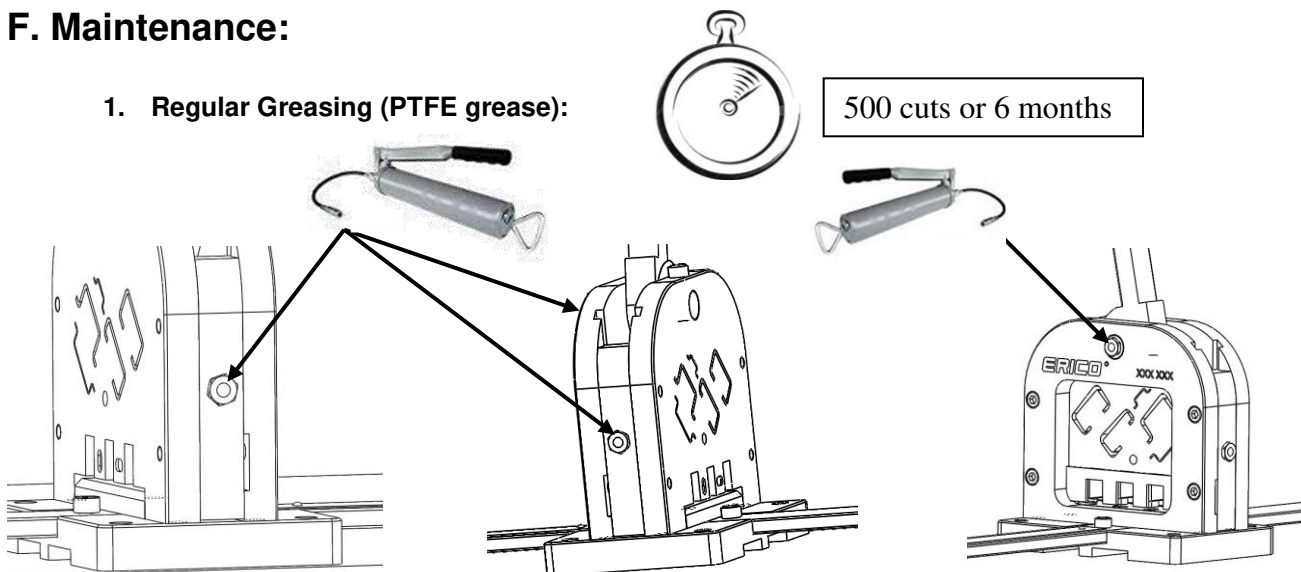
**SAFETY INSTRUCTIONS:** All governing codes and regulations and those required by the job site must be observed. Always use appropriate safety equipment such as eye protection, hard hat, and gloves as appropriate to the application.

nVent, CADDY, ERICO CADWELD, ERICO CRITEC, ERICO, ERIFLEX, and LENTON are owned by nVent or its global affiliates. All other trademarks are the property of their respective owners. nVent reserves the right to change specifications without prior notice.

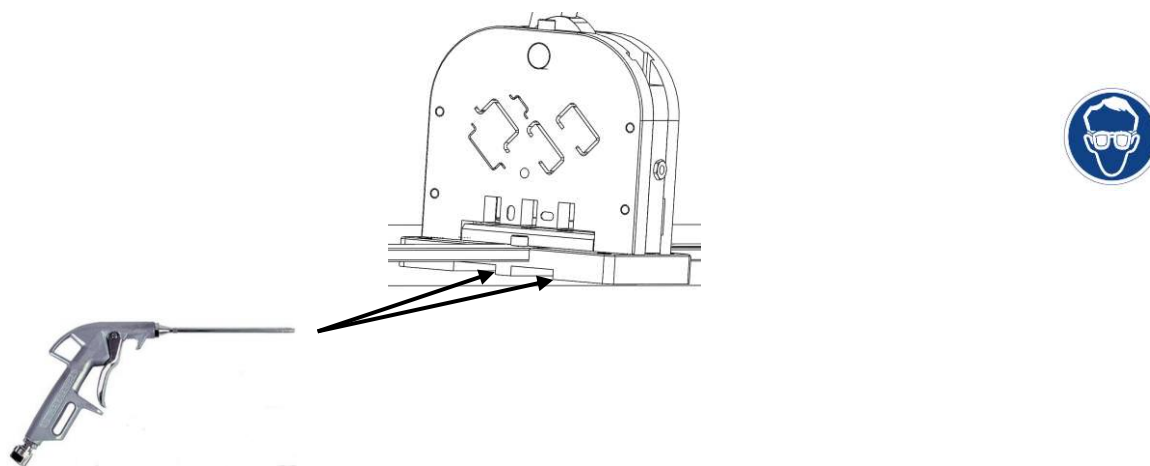


## F. Maintenance:

### 1. Regular Greasing (PTFE grease):



### 2. Blow the chips after the punching:



#### WARNING:

1. nVent products shall be installed and used only as indicated in nVent product instruction sheets and training materials. Instruction sheets are available at [www.nVent.com](http://www.nVent.com) and from your nVent customer service representative.
2. nVent products must never be used for a purpose other than the purpose for which they were designed or in a manner that exceeds specified load ratings.
3. All instructions must be completely followed to ensure proper and safe installation and performance.
4. Improper installation, misuse, misapplication or other failure to completely follow nVent's instructions and warnings may cause product malfunction, property damage, serious bodily injury and/or death, and void your warranty.

**SAFETY INSTRUCTIONS:** All governing codes and regulations and those required by the job site must be observed. Always use appropriate safety equipment such as eye protection, hard hat, and gloves as appropriate to the application.

nVent, CADDY, ERICO CADWELD, ERICO CRITEC, ERICO, ERIFLEX, and LENTON are owned by nVent or its global affiliates. All other trademarks are the property of their respective owners. nVent reserves the right to change specifications without prior notice.

## G. Troubleshooting guide :

Description	Solutions
The punches are blocked in the steel profile	<p><b>-Use only the nVent ERIFLEX profile</b></p> <ul style="list-style-type: none"> <li>• DR 5.5 (557700 - 557750) DR 15 (557900 - 5557910 -557950 - 557955 - 557960)</li> <li>• PCR (557780)</li> <li>• DR 7 (557800 - 557810 - 557850 - 557855 -557860)</li> <li>• DRG (558000 - 558010 - 558050 - 558060)</li> </ul> <p><b>- Add oil spray on the punches and dies</b></p> <p><b>- The punches or dies are damaged, send back the tool to nVent ERICO for maintenance.</b></p>
Difficulty to cut the profile	<p><b>-Use only the nVent ERIFLEX profile</b></p> <ul style="list-style-type: none"> <li>• DR 5.5 (557700 - 557750) DR 15 (557900 - 5557910 -557950 - 557955 - 557960)</li> <li>• PCR (557780)</li> <li>• DR 7 (557800 - 557810 - 557850 - 557855 -557860)</li> <li>• DRG (558000 - 558010 - 558050 - 558060)</li> </ul> <p><b>- Add grease (see § D.1)</b></p> <p><b>- The blade is damaged, send back the tool to nVent ERICO for maintenance.</b></p>
Impossible to punch	<p><b>- Install correctly the tool on the workbench (See §A)</b></p> <p><b>- Remove the scrap under the machine (see D.2)</b></p>

### WARNING:

1. nVent products shall be installed and used only as indicated in nVent product instruction sheets and training materials. Instruction sheets are available at [www.nVent.com](http://www.nVent.com) and from your nVent customer service representative.
2. nVent products must never be used for a purpose other than the purpose for which they were designed or in a manner that exceeds specified load ratings.
3. All instructions must be completely followed to ensure proper and safe installation and performance.
4. Improper installation, misuse, misapplication or other failure to completely follow nVent's instructions and warnings may cause product malfunction, property damage, serious bodily injury and/or death, and void your warranty.

**SAFETY INSTRUCTIONS:** All governing codes and regulations and those required by the job site must be observed. Always use appropriate safety equipment such as eye protection, hard hat, and gloves as appropriate to the application.

nVent, CADDY, ERICO CADWELD, ERICO CRITEC, ERICO, ERIFLEX, and LENTON are owned by nVent or its global affiliates. All other trademarks are the property of their respective owners. nVent reserves the right to change specifications without prior notice.



TECHNICAL SUPPORT:  
[www.nVent.com](http://www.nVent.com)

IP8320\_A

7 of 7

©2018 nVent All Rights Reserved

