

SBLT250 / SBTT250

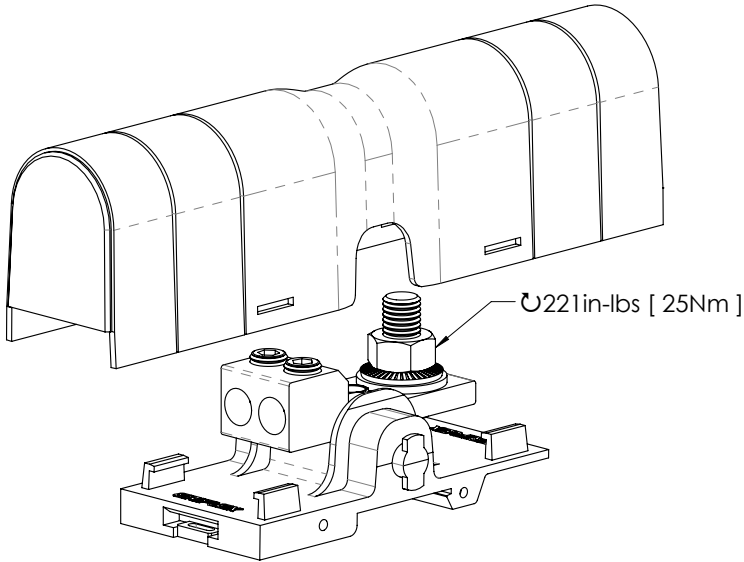
561140/561141

UL® 1059
 • 1000V AC/DC
 • Short-Circuit Current Rating†
 100 kA @ 600V

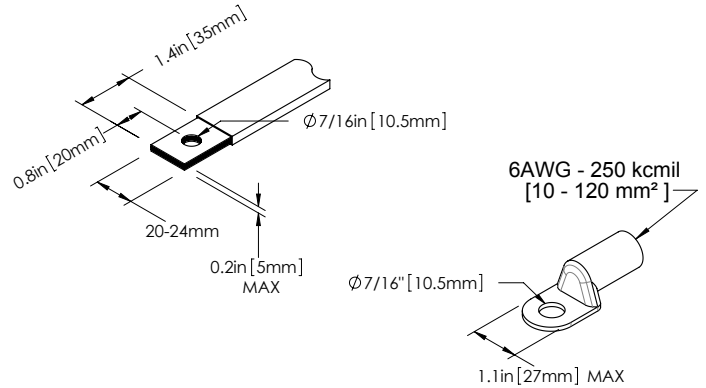
IEC® 60947-7-1
 Ui: 1000V AC / 1500V DC
 Uimp: 12 kV
 Ipk: 30 kA*
 Icw: 8,4 kA rms 1s*

561140 : SBLT250

IEC: 350 AMP / UL: 300 AMP / CSA : 300 AMP

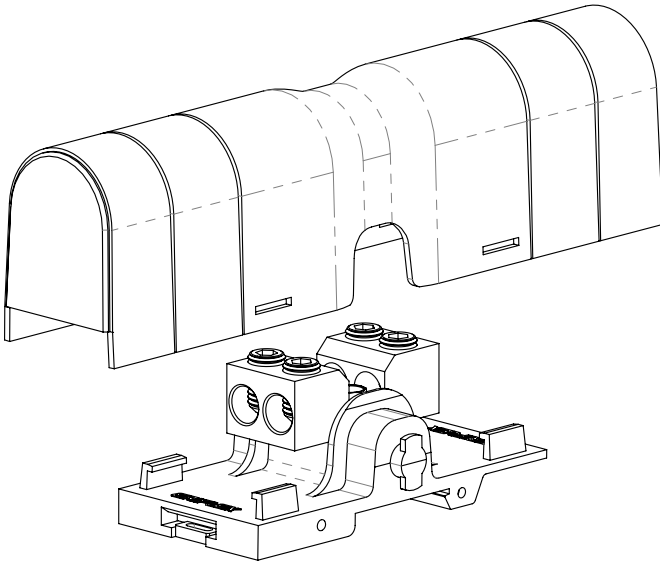


Ø	UL	IEC	IEC ONLY	QTY	STRIP LENGTH	⌚
.397 in	8...1/0 AWG	-	-	X2	.85 in	168 in-lbs
10.1mm	10...50mm²	10...35mm²	-		21.5mm	8.5 N-m



561141 : SBTT250

IEC : 350 AMP / UL : 300 AMP / CSA : 300 AMP



Ø	UL	IEC	IEC ONLY	QTY	STRIP LENGTH	⌚
.397 in	8...1/0 AWG	-	-	X2	.85 in	168 in-lbs
10.1mm	10...50mm²	10...35mm²	-		21.5mm	8.5 N-m

Notes:

- * For IEC Short-Circuit applications the cable must be secured within 20cm of the terminal block
- † See UL files E198301 for UL1059SA Short circuit current rating conditions
- ‡ Conductors used in parallel must be of same size and type
- # Torque screws of unused galleries to 2.0 Nm (18 in.lbs)
- § IEC current produced a temperature rise of less than 45K when used with appropriate and adequate cable(s)

cURus is a registered Recognized Component Mark of Underwriters Laboratories, Inc.
 UL is a registered trademark of Underwriters Laboratories, Inc.
 IEC is a registered trademark of International Electrotechnical Commission
 CSA mark is a registered trademark of CSA Group Certification & Testing Inc.,

WARNING:

- nVent products shall be installed and used only as indicated in nVent product instruction sheets and training materials. Instruction sheets are available at www.nVent.com and from your nVent customer service representative.
- nVent products must never be used for a purpose other than the purpose for which they were designed or in a manner that exceeds specified load ratings.
- All instructions must be completely followed to ensure proper and safe installation and performance.
- Improper installation, misuse, misapplication or other failure to completely follow nVent's instructions and warnings may cause product malfunction, property damage, serious bodily injury and/or death, and void your warranty.

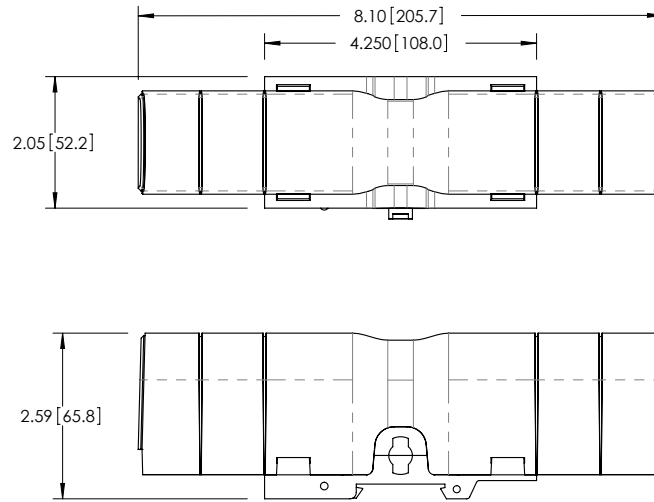
SAFETY INSTRUCTIONS:

All governing codes and regulations and those required by the job site must be observed.
 Always use appropriate safety equipment such as eye protection, hard hat, and gloves as appropriate to the application.

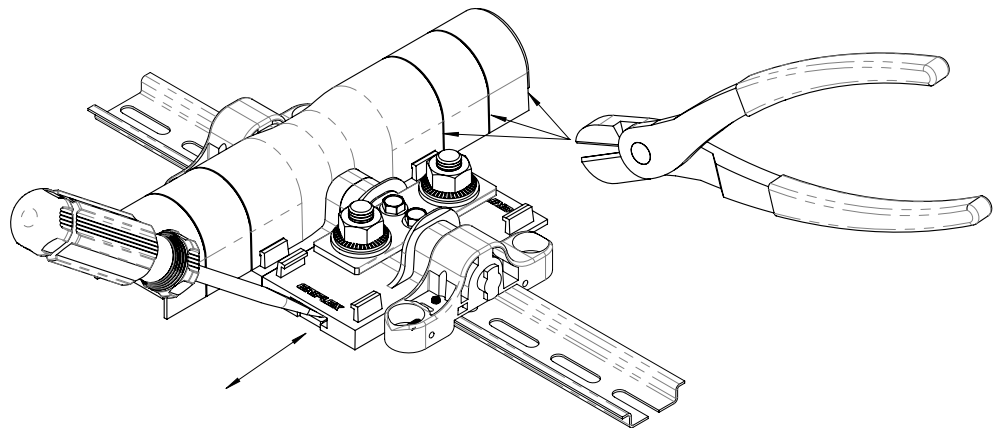
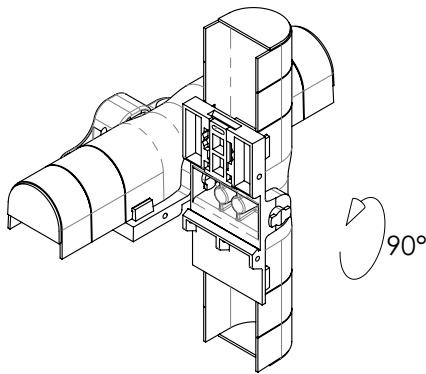
nVent, CADDY, ERICO CADWELD, ERICO CRITEC, ERICO, ERIFLEX, and LENTON are owned by nVent or its global affiliates. All other trademarks are the property of their respective owners. nVent reserves the right to change specifications without prior notice.

SBLT250 / SBTT250

561140/561141



Easy Side-by-Side attachment



Clips lock in the out position for easier installation and removal

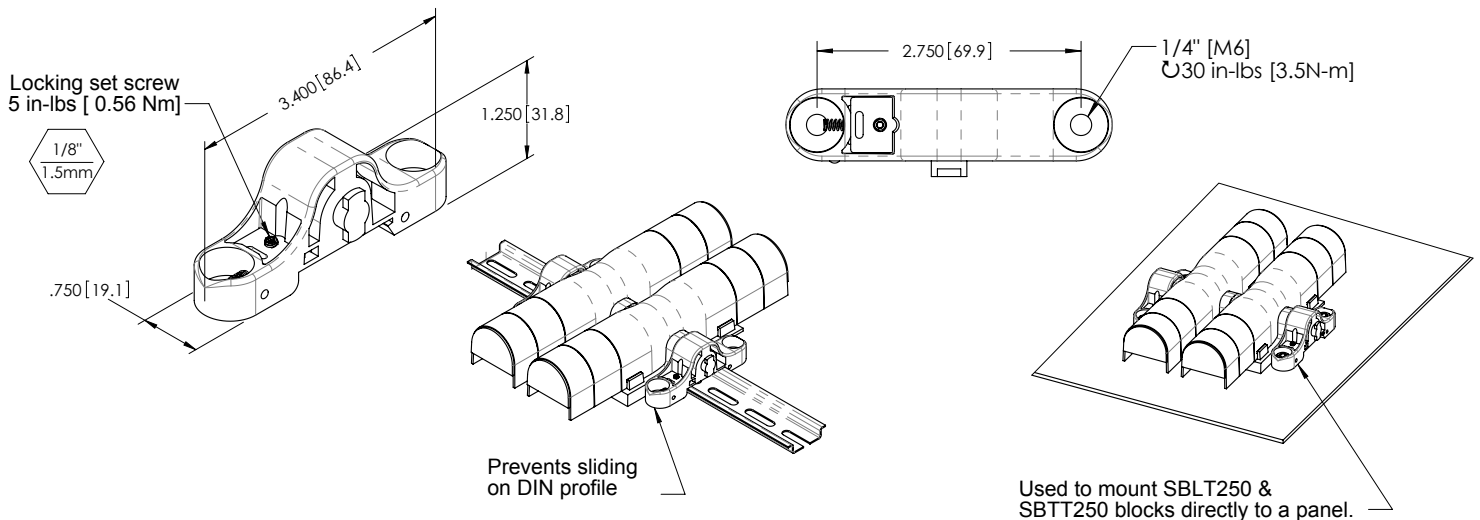
***MUST BE PUSHED IN WHEN INSTALLED ON DIN PROFILE**

NOTE:

1. For multiple phase assemblies, join blocks together before installing on DIN profile
2. When mounted on DIN profile end stops must be used on both ends of a set of blocks.

ACCESSORIES

561138 : SBLEC - END STOP



nVent, CADDY, ERICO CADWELD, ERICO CRITEC, ERICO, ERIFLEX, and LENTON are owned by nVent or its global affiliates. All other trademarks are the property of their respective owners. nVent reserves the right to change specifications without prior notice.