

SBF4C1600AL

561177



IEC 60947-7-1

1940 A

1000 VAC / 1500 VDC

Uimp = 12kV; Ipk = 105 kA

Icw kA rms 1s = 96



SCCR up to 100kA*

UL 1953

1680 A

DLO: 625 A

1000 V AC/DC

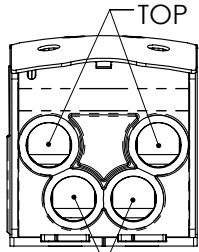
AL or CU Conductor

IP20

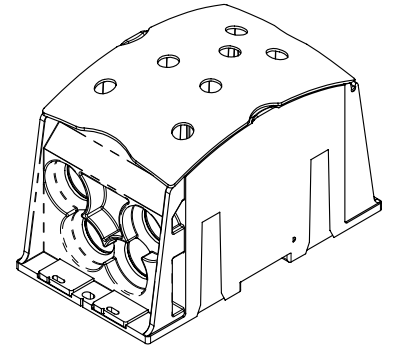
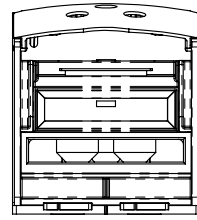
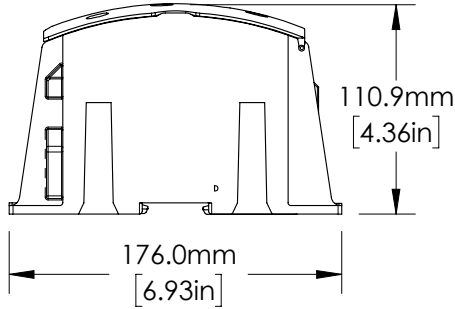
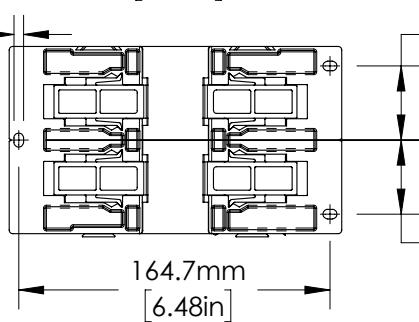
95% Fill Ratio

Halogen Free

UL 94 V-0



BOTTOM

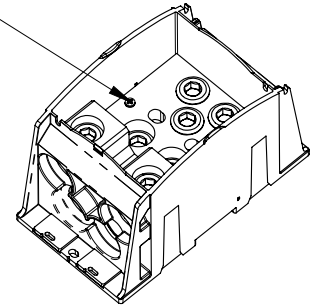
5mm
[.2in]39.2mm
[1.54in]39.2mm
[1.54in]

For voltage measurement only.

6-32 UNC-2B

9 in-lbs [1.0 N-m]

4 mm² / 12 AWG max

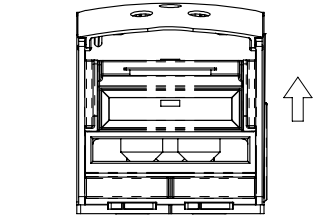


IEC 60947-7-1

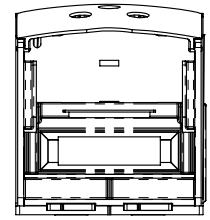
	No. Terminals	Conductor	Size	Ø DIA	Torque	Strip Length	Hex
	1	ERIFLEX FLEXIBAR**	6X50X1 to 10X80X1			50 mm	
	2 (TOP)		35 mm² to 300 mm²	23.5 mm	42.4 N-m	38 mm	10 mm
	2 (BOTTOM)					70 mm	

UL 1953

	No. Terminals	Conductor	Size	Ø DIA	Torque	Strip Length	Hex
	1	ERIFLEX FLEXIBAR**	6X50X1 to 10X80X1			2.0 in	
	2 (TOP)		2/0 AWG to 600 kcmil	0.92 in	375 in-lbs	1.5 in	3/8 in
	2 (BOTTOM)		DLO: 2 AWG to 373 kcmil			2.75 in	



63 - 80 mm wide FLEXIBAR



50 - 63 mm wide FLEXIBAR

NOTE:

1. *Refer to UL file E497276.
2. **Includes ERIFLEX FLEXIBAR Advanced
3. For multiple phase assemblies, join blocks together before installing onto DIN profile and use one conduit per phase for both line and load. For a higher SCCR rating, fasten and support conductors within 8 inches of the blocks.
4. When mounted on DIN profile, end stops should be used on both ends of gangable blocks.
5. For IEC, the cable must be secured within 15 cm of the terminal.

WARNING:

1. nVent products shall be installed and used only as indicated in nVent product instruction sheets and training materials. Instruction sheets are available at www.nVent.com and from your nVent customer service representative.
2. nVent products must never be used for a purpose other than the purpose for which they were designed or in a manner that exceeds specified load ratings.
3. All instructions must be completely followed to ensure proper and safe installation and performance.
4. Improper installation, misuse, misapplication or other failure to completely follow nVent's instructions and warnings may cause product malfunction, property damage, serious bodily injury and/or death, and void your warranty.

SAFETY INSTRUCTIONS:

All governing codes and regulations and those required by the job site must be observed.
Always use appropriate safety equipment such as eye protection, hard hat, and gloves as appropriate to the application.

nVent, CADDY, ERICO CADWELD, ERICO CRITEC, ERICO, ERIFLEX, and LENTON are owned by nVent or its global affiliates. All other trademarks are the property of their respective owners. nVent reserves the right to change specifications without prior notice.