| Teile - Nr./ Typ<br>*part no./ type* | Kodierung<br>*coding* | Erläuterung der Kodierung/<br>*exposition the coding:*<br>Positionierung (P) / *positioning*<br>Kodierung (K) / *coding*<br>Verrastung zwischen Kammer (V) /<br>*to lock in place* |
|---|---|---|
| 15.430.1457.2<br>8105FU/ 4C10 VLA RW GW | C 10 | 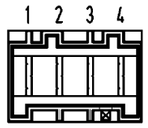 <br>P = 2a, 4a<br>K = 01c, d40<br>V = 3+4 |
| 15.431.0457.2<br>8105FU/ 4C 1 VLA RW GW | C 1 | 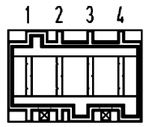 <br>P = 1b<br>K = 03c, d40<br>V = 1+2, 3+4 |
| 15.431.1457.2<br>8105FU/ 4C11 VLA RW GW | C 11 | 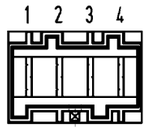 <br>P = 2a, 4a<br>K = 01c, d30<br>V = 2+3 |
| 15.432.1457.2<br>8105FU/ 4C12 VLA RW GW | C 12 | 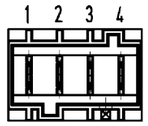 <br>P = 4a<br>K = 02c<br>V = 3+4 |
| 15.433.1457.2<br>8105FU/ 4C13 VLA RW GW | C 13 | 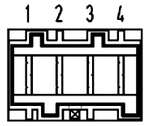 <br>P = 1b, 3b<br>K = 02c, d40<br>V = 2+3 |
| 15.437.0457.2<br>8105FU/ 4C 7 VLA RW GW | C 7 | 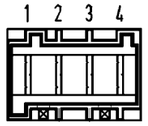 <br>P = 1b, 4b<br>K = 01c<br>V = 1+2, 3+4 |
| 15.438.0457.2<br>8105FU/ 4C 8 VLA RW GW | C 8 | 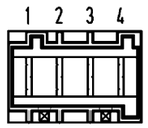 <br>P = 1b, 4b<br>K = d40<br>V = 1+2, 3+4 |
| 15.439.0457.2<br>8105FU/ 4C 9 VLA RW GW | C 9 | 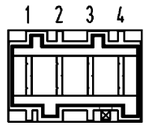 <br>P = 1b, 3b<br>K = 02c, d40<br>V = 3+4 |

## Schnitt A-A
*section A-A*

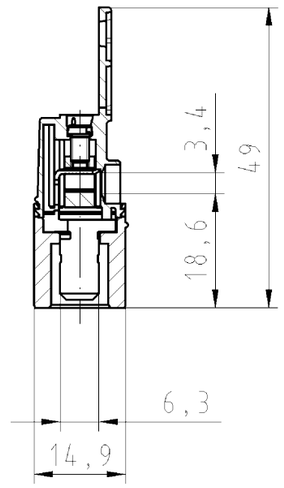


ACHTUNG! Unterscheidungsmerkmal
flammwidriges Material/
*ATTENTION! differentiator for flame resistand material*

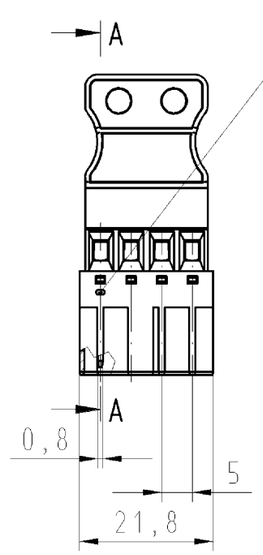


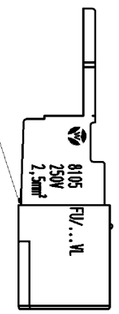


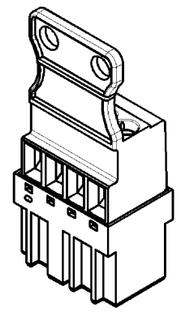

Weitere Daten siehe Katalog
*further data see catalog*

Weitere Farben auf Anfrage
*further colours on request*

Zulässige Abweichungen nach DIN 7167/Permissible deviations acc. to DIN 7167. (This DIN-standard desbribes the envelope principle. According to the envelope principle the deviations of form and parallelism are limited by the size tolerances).

ja/yes ☒ Stoffverbots- und Deklarationsliste nach UU-TQM-05/03 ist einzuhalten. Conformity with Wieland document UU-TQM-05/03 (list of prohibited / declarable hazardous substances) to be declared!

Freitoleranz nach General tolerance: DIN ISO 2768 - m

CAD - Zeichnung, keine manuellen Änderungen / CAD - drawing, no manual modifications allowed

1.Verwendung: / First Use: -

Blatt: / Sheet: 1 von / of 1

| | | | | 2010 | Tag/Date | Name |
|---|---|---|---|---|---|---|
| | / | | Werkstoff/Material | gezeichnet / drawn | 09.11. | Treschan |
| | / | | | geprüft / checked | - | - |
| | / | Maßstab/Scale 1:1 | | Normgepr. Stand. check | - | - |
| | / | Vol. mm³ | Ofl./Surf. mm² | | | |
| | / | | | | | |
| | / | | | | | |
| Index | Datum / Blatt Date / Sheet | | | | | |
| Änderung/Revision | | | | | | |

T

Zeichnung Nr./Drawing No.: 15.430.1457.0 01K

Index

Maße in mm/Dimensions are in mm

Ersatz für/Replacement for: -

wieland
Elektrische Verbindungen

Type: 8105FU/ 4 C.. VLA RW GW

Benennung/Title: *pluggable PCB terminal*

LP_STECKVERBINDER

*4-polig/ 4poles, vertikale Ausführung/ vertical version, Verriegelung innen/ locking inside mit Ausziehhilfe/ with taking off assistance*

Diese Maße werden bei Abnahme besonders geprüft
Ausschließlich Prüfmaße
Mit /Æ gekennzeichnete Maße sind nur für interne Zwecke gültig

These dimensions will be especially checked at delivery
Only inspection dimensions
With /Æ marked dimensions are only valid for internal use

Weitergabe sowie Vervielfältigung dieses Dokuments, Verwertung und Mitteilung seines Inhalts sind verboten, soweit nicht ausdrücklich gestattet.
The reproduction, distribution and utilization of this document as well as the communication of its contents to others without express authorization is prohibited.