


PRODUCT DATASHEET

OT FIT 55/220...240/1A0 CS L G2

OPTOTRONIC® FIT CS L G2 | Linear / Area Constant Current – Non dimmable



Areas of application

- Linear lighting for office, education, industry, storage areas and retail
- Installation in emergency lighting systems according to IEC 61347-2-13, appendix J
- Suitable for luminaires of protection class I

Product benefits

- Flexible current setting (DIPswitch – 4 currents)
- Lifetime: up to 100,000 h (temperature at $T_c = 65^\circ\text{C}$, max. 10 % failure rate)
- High efficiency
- High quality of light thanks to low output ripple current
- Fulfill safety requirement due to overload, overtemperature, Hot Plug protection

Product features

- Line frequency: 0 Hz | 50 Hz | 60 Hz
- Versatile scope of application due to output power range of up to 75 W
- Supply voltage: 220...240 V
- Available with output current range: up to 1,400 mA
- SELV system

TECHNICAL DATA

Electrical data


| | |
|--|------------------------------------|
| Nominal wattage | 66.00 W |
| Nominal output power | 21.6...53.6 W |
| Nominal voltage | 220...240 V |
| Nominal output voltage | 27...51 V |
| Input voltage AC | 198...264 V ¹⁾ |
| Input voltage DC | 176...276 V |
| U-OUT (working voltage) | < 60 V |
| Nominal output current | 800 mA / 900 mA / 975 mA / 1050 mA |
| Inrush current | 20 A |
| Output current tolerance | ±7,5 % |
| Output ripple current (100 Hz) | < 5 % |
| Mains frequency | 0/50/60 Hz |
| Total harmonic distortion | < 10 % |
| Power factor λ | 0.98 |
| ECG efficiency | ≤89 % |
| Device power loss | 7 W |
| Max. ECG no. on circuit breaker 10 A (B) | 16 |
| Max. ECG no. on circuit breaker 16 A (B) | 25 |
| Max. ECG no. on circuit breaker 25 A (B) | - |
| Surge capability (L/N-Ground) | 2 kV |
| Surge capability (L-N) | 1 kV |
| Galvanic isolation | SELV |
| Flickering metric (Pst LM) | ≤1 |

1) Permitted voltage range

Photometrical data

| | |
|---------------------------------|------|
| Flickering metric (Pst LM) | ≤1 |
| Stroboscope effect metric (SVM) | ≤0.4 |

Dimensions & Weight



| | |
|--------------------------------------|---------------------------|
| Length | 280.00 mm |
| Mounting hole spacing, length | 270,0 mm |
| Width | 30.00 mm |
| Height | 21.00 mm |
| Cable cross-section, input side | 0.5...1.5 mm ² |
| Cable cross-section, output side | 0.5...1.5 mm ² |
| Wire preparation length, input side | 8,5...9,5 mm |
| Wire preparation length, output side | 8,5...9,5 mm |
| Product weight | 217.00 g |

Colors & materials

| | |
|-----------------|-------|
| Casing material | Metal |
| Body material | Metal |

Temperatures & operating conditions

| | |
|--|------------------------|
| Ambient temperature range | -25...+50 °C |
| Maximum temperature at tc test point | 80 °C |
| Max.housing temperature in case of fault | 110 °C |
| Permitted rel. humidity during operation | 5...85 % ¹⁾ |

¹⁾ Maximum 56 days/year at 85 %

Lifespan

| | |
|--------------|----------------------------------|
| ECG lifetime | 50000 h / 100000 h ¹⁾ |
|--------------|----------------------------------|

¹⁾ At maximum T_c = 75°C / 10% failure rate / At T_c = 65°C / 10% failure rate

Additional product data

| | |
|--------------|----|
| Encapsulated | No |
|--------------|----|

Capabilities

| | |
|--|----------------------|
| Dimmable | No |
| Overheating protection | Automatic reversible |
| Overload protection | Non-reversible |
| No-load proof | Yes |
| Short-circuit protection | Automatic reversible |
| Max. cable length to lamp/LED module | 2,0 m |
| Suitable for fixtures with prot. class | I |
| Suitable for emergency lighting | Yes |
| Type of connection, output side | Push terminal |










Certificates & Standards

| | |
|---------------------------|---|
| Approval marks – approval | CE / EL / ENEC 10 / VDE-EMC / CCC / RCM |
| Standards | Acc. to EN 61347-1 / Acc. to EN 61347-2-13 / Acc. to EN 62384 / Acc. to EN 61000-3-2 / Acc. to EN 61000-3-3 / Acc. to EN 61547 |
| Protection class | I |
| Type of protection | IP20 |

LOGISTICAL DATA

| | |
|------------------------------|-------------|
| Temperature range at storage | -25...85 °C |
|------------------------------|-------------|

DOWNLOAD DATA

| Documents and certificates | Document name |
|---|--|
|  User instruction / safety instructions | OT FIT 35 55 75 220-240 D LT2 L |
|  Declarations of conformity | 711957_Declaration of Conformity OT FIT CS L |
|  Declarations of conformity | EU Declaration of Conformity 3666934 |
|  Declarations of conformity | INOTEC- Conformity declaration AM04352_OT_FIT_55_220-240_1A0_CS_L_EL |
|  Certificates | VDE EMC Certificate 40046714 |
|  Certificates | INOTEC Certificate OT FIT 55/1A0 CS L G2 appendix |
|  Certificates | VDE ENEC Certificate 40046756 |
|  Certificates | INOTEC Certificate OT FIT 55/1A0 CS L G2 |
|  Certificates | VDE EMC Certificate 40038482 |

LOGISTICAL DATA

| Product code | Packaging unit (Pieces/Unit) | Dimensions (length x width x height) | Gross weight | Volume |
|---------------|------------------------------|--------------------------------------|--------------|----------------------|
| 4052899522558 | Unpacked 1 | | 217.00 g | |
| 4052899522565 | Shipping box 20 | 303 mm x 159 mm x 101 mm | 4659.00 g | 4.87 dm ³ |

The mentioned product code describes the smallest quantity unit which can be ordered. One shipping unit can contain one or more single products. When placing an order, for the quantity please enter single or multiples of a shipping unit.

DISCLAIMER

Subject to change without notice. Errors and omission excepted. Always make sure to use the most recent release.