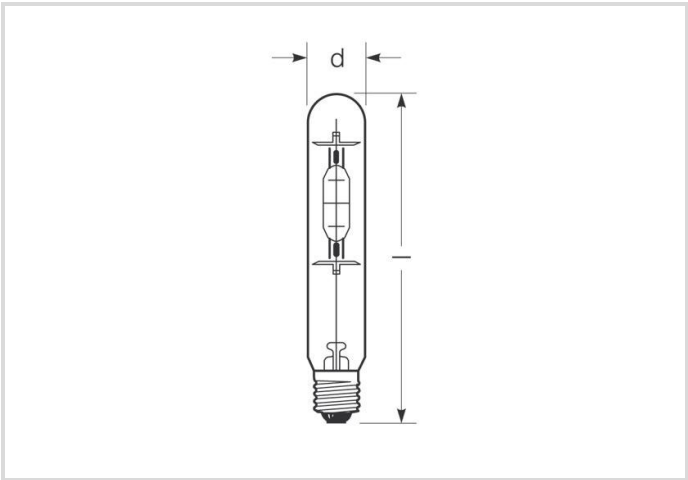


Metal halide lamp with quartz burner

HRI-T 250W/D/PRO/230/E40

Radium

Product Datasheet Date: 13.01.2025



A
A

G
G

18000

5500K

12 000h

General Data

Article No.	32419666
Code	HRI-T 250W/D/PRO/230/E40
Product EAN	4008597196669
Box quantitiy (pcs.)	12
EAN Box	4008597596667
Gross weight of box in kg	2.136
Length of box in m	0.216
Width of box in m	0.166
Height of box in m	0.272
Product weight	150 g
Product status	<div></div> Active

Electric Parameters

Rated wattage	260.0 W
Lamp nominal wattage	250 W
Energy consumption kWh/1000h	260
Lamp voltage	97-103 V
Lamp voltage	105 V

Electric Parameters

Mains voltage	230 V
Ignition voltage	4.0 up to 5.0
Lamp's nominal current	3 A
Nominal choke current	3 A
Compensation capacitor for 50Hz operation	32 µF
Running up current max.	190%
Fuse	Daelay-action; min. double nominal current
dimnable	No
Controllable (in suitable circuit)	No

Light Application Parameters

Luminous flux	19000 lm
Rated lamp luminous flux	18000 lm
Luminous efficiency	69 lm/W
Radium light colour	daylight
Colour temperature	5500 K
Color coordinate X	0,333
Color coordinate Y	0.340
Color rendering index	92
Lumen maintenance at 2000h	0.84
Lumen maintenance at 4000h	0.76
Lumen maintenance at 6000h	0.74
Lumen maintenance at 8000h	0.72
Lumen maintenance at 12000h	0.68

Service Life

Average nominal lifespan	12000 h
Lamp survival factor at 2000h	0.95
Lamp survival factor at 4000h	0.90
Lamp survival factor at 6000h	0,94
Lamp survival factor at 8000h	0.70
Lamp survival factor at 12000h	0.50

Specification

Energylabel notice	current label, with EPREL registration
Energy Label A to G	G

Metal halide lamp with quartz burner

HRI-T 250W/D/PRO/230/E40

Radium

Specification

Energylabel A++ to E	A
Diameter	46 mm
Length max.	226 mm
Total length	226 mm
Burning position	h180
Mercury content	18.0 mg
Lamp shape	Tube, single-ended
Model	Clear
Base	E40
Colour	White

Notes on Operation

Burning position	h180
------------------	------

Information especially for EPREL

Energylabel notice	current label, with EPREL registration
Lighting technology	MH
EPREL ID number	541427

Notes

Metal halide lamp with quartz burner, tubular bulb clear, daylight, base E40. Operation in enclosed luminaire, with ballast and ignitor.

Please, refer to www.radium.de/recycling for notes on disposal of burned-out lamps as well as lamp breakage.

The "lifespan L70" described for LED lamps indicates the number of hours when the luminous flux has decreased to 70% of its initial value.

The optimal field 'info about service life' contains the frame conditions according to standards based on which the specific service life has been determined. So, for example, "12B50, 50Hz" means that the mean service life (B50) has been determined with a 12h switching cycle at mains (frequency 50Hz), "3B50, HF" is based on a 3h switching cycle at electronic control gear (high frequency).

Base



E40
IEC/EN 60061-1
sheet 7004-24-6

Spectrum

Natural daylight is a mixture of direct sunlight and the light of the sky. Therefore, its spectral composition changes permanently due to the changing time of day. The standardised light classification D65 corresponds to a daylight with a colour temperature of approximately 6500 K.

Every discharge lamp type has got an individual spectral power distribution according to its chemical filling. From this result important properties light colour or colour rendering.

Should the spectral lines be very close together the lamp presumably has got a very good colour rendering index, so, Ra might be near 100. Does the spectrum rather look like single lines or frayed out the colour rendering of the lamp will probably be not as good.

If number and height of the spectral lines within the blue range (around 400 nm) prevails it might be a lamp with a rather cold light colour like for example daylight. On the other hand, should the red (around 700 nm) or the red and yellow (around 600 nm) range be dominant one can assume that the lamp will be a rather warm light colour like WDL.

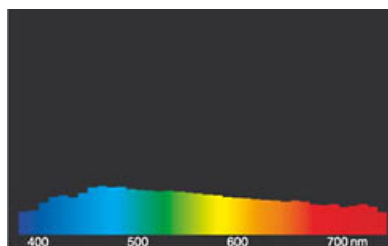
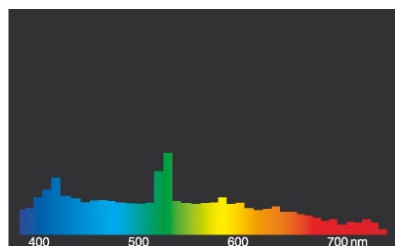
Metal halide lamp with quartz burner

HRI-T 250W/D/PRO/230/E40

Radium

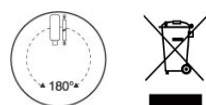
After the lamp start a metal halide lamp needs about 2-4 minutes time to reach its full luminous flux, all colours in the spectrum are within the discharge arc then.

Visible region from 380 to 780 nm; height of graph corresponding with relative spectral emission (400mW/klm) per 10nm.



daylight(D 65)

Special features



General notes

The technical design data in accordance with DIN and IEC. The producer does not take any responsibility for damage to persons or property in case of unsuitable operation or handling of the product. Operating data and dimensions are valid within the usual tolerances. Related lamp types (different bases, mains voltages) may be available on request. Sale and delivery are effected in accordance with the Radium Terms of Delivery and Payment valid on the day of conclusion of contract. Packing units offer economical advantages to the purchase and logistic department. Please match your quantity volume accordingly. For orders of a minimum quantity (clefts) with a lamp model the amount lower than the volume of each packaging unit, we will invoice 10 % additional charge per lamp type. Technical changes and terms of delivery are reserved. Manipulation of any kind to packaging or product is not permissible as this will violate Radium brand rights. Furthermore, technical properties of the product can change to its disadvantage or even destruction. Therefore, Radium cannot be responsible for consequential damages.

® = Registered trademark

Subject to change without notice. Errors and omissions excepted.

All technical data without guarantee.