

LED RGBW Melody

Manual - Handleiding Bedienungsanleitung - Manuel d'instruction

Technical Specifications

Operating voltage / <i>Nom. spanning</i> / Betriebsspannung / <i>Tension nominale</i>	AC 100V-240V
Nominal power	7W (4W lamp - 3W speaker)
<i>CCT range</i>	3000-6000K + RGB
<i>Luminous flux</i>	250lm (3000K) 300lm (6000K)
<i>Range (unobstructed)</i>	10m
<i>Bluetooth</i>	4.0 + EDR
<i>Compatible with</i>	iOS (≥7.0), Android (≥4.3)

A. Getting Started

1. Scan QR code to download the iLink App. For iOS and Android devices

Android



iOS



2. Within mobile device setting, turn on Bluetooth

3. Install the Bailey LED RGBW Speaker bulb

4. Open iLink



Bailey lights
for professionals

B. Main Menu



Bluetooth Connection

Light, music and alarm settings

Volume, style and equalizer settings

About the app

C. Connect Bluetooth Lamp



Tap BT Connect



Search Speaker bulb

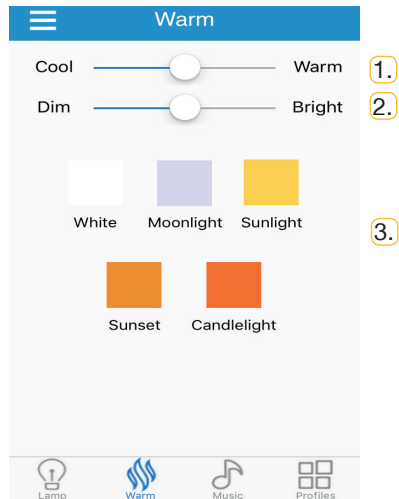
iLink

Tap "iLink" to connect

D. Light Control

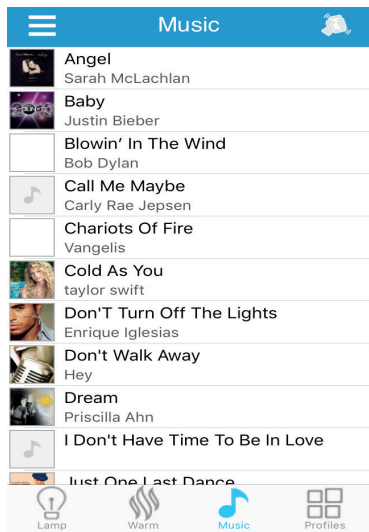


1. Main Menu
2. Shake to change the colour
3. On/Off
4. Dimming

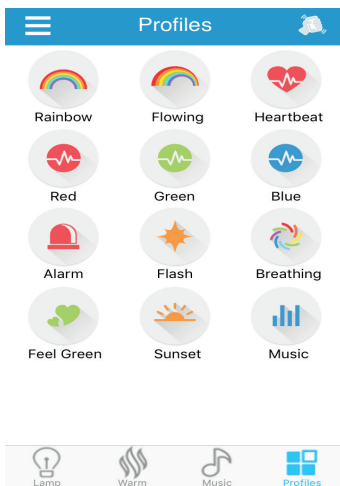


1. Change colour Temperature
2. Adjust brightness
3. Programmed white scenes

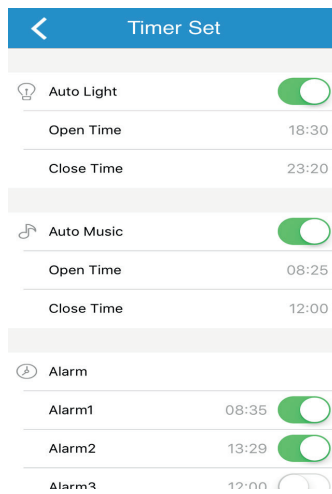
E. Music Interface



F. Profiles and Timer settings



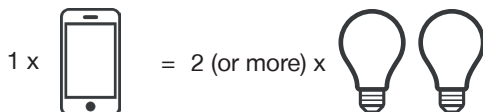
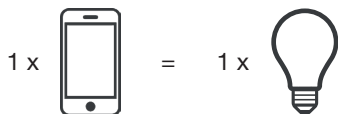
Pre-programmed lighting profiles
Music: Only with iTunes



1. On/Off automatically
2. Alarm clock with music
3. Alarm clock

G. Note

- Do not put the bulb in closed luminaire;
- Not suitable for humid environments;
- Do not put the bulb on high-temperature surface;
- Do not open device.



Bluetooth Range (max 10 mtr) :



10 mtr



After Bluetooth connection is lost, re-connect Sound and Light via App (see C. Connect Bluetooth Lamp)



Voir la version en Français sur www.bailey.fr



Download deutsche Version auf www.bailey.nl



Download de Nederlandse versie op www.bailey.nl

Bailey lights
for professionals