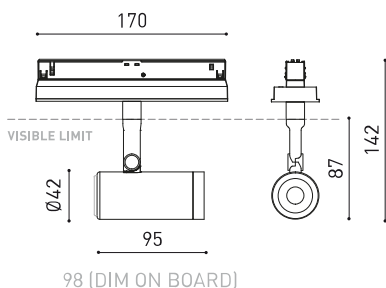


Black Foster Custom Module

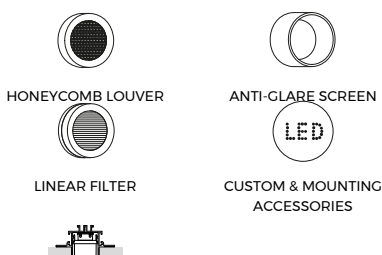
ARKOSLIGHT



Dimensions



Accessoires



Prix



archiproducts
AWARDS
WINNER

PRODUIT

Nom	BLACK FOSTER CUSTOM MODULE COCO MEDIUM TUNABLE WHITE WT
Référence	A5431228WT
Couleur	Blanc Texturé
RAL	9016
Catégorie	CUSTOM SYSTEMS

SOURCE DE LUMIÈRE

Type	LED
Flux lumineux brut	1010 lm
Température de couleur	Tunable White 2700 - 5000 K
Stabilité chromatique	MacAdam Step 3
Indice de reproduction chromatique	CRI > 90
Puissance	8,5 W
Efficacité	119 lm/W
Durée de vie de la LED	L80B10 > 55.000h
Classe d'efficacité énergétique	F

LUMINAIRE | DONNÉS PHOTOMÉTRIQUES

Efficacité lumineuse	87%
Angle du faisceau lumineux	42°

LUMINAIRE | DONNÉS ÉLECTRIQUES

Driver	Inclus
Valeurs de puissance du système	9,92 W
Tension	48Vdc
Variation d'intensité	DALI
Classe d'isolation électrique	II

D'AUTRES DONNÉES

Étanchéité	IP20
Contrôle sans fil	Veillez consulter
Angle d'inclinaison	90°
Angle de rotation	360°
Type de rail	Black Foster Track
Poids	290 g
Poids avec emballage	375 g
Dimensions de l'emballage	214x168x57 mm
Unités par emballage	1
Matériaux	Aluminium / Polycarbonate / Polyméthacrylate De Méthyle



Une solution légère et puissante. Coco est un projecteur avec une distribution de lumière qualitative et uniforme. Avec ses quatre angles d'ouverture — flood, medium, spot et superspot — sa rotation à 360° et son inclinaison à 90°, il offre une grande liberté d'émission. Il dispose d'un rapport lm/W exceptionnel, auquel peuvent s'ajouter différentes options : ant glare honeycomb et ant glare screen, qui réduisent l'éblouissement pour favoriser le confort visuel, et le filtre linéaire qui définit une distribution linéaire de la lumière. Coco invite à interagir avec la lumière dans une version à régulateur intégré permettant de régler l'intensité souhaité pour chaque luminaire. Sa version tunable white reproduit les effets de la lumière naturelle à travers la régulation de l'intensité et de la température chromatique.

Diagramme polaire

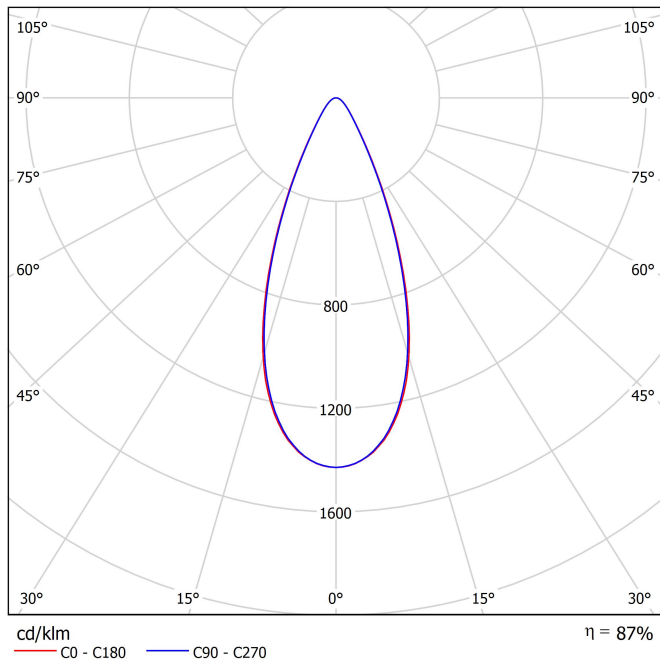
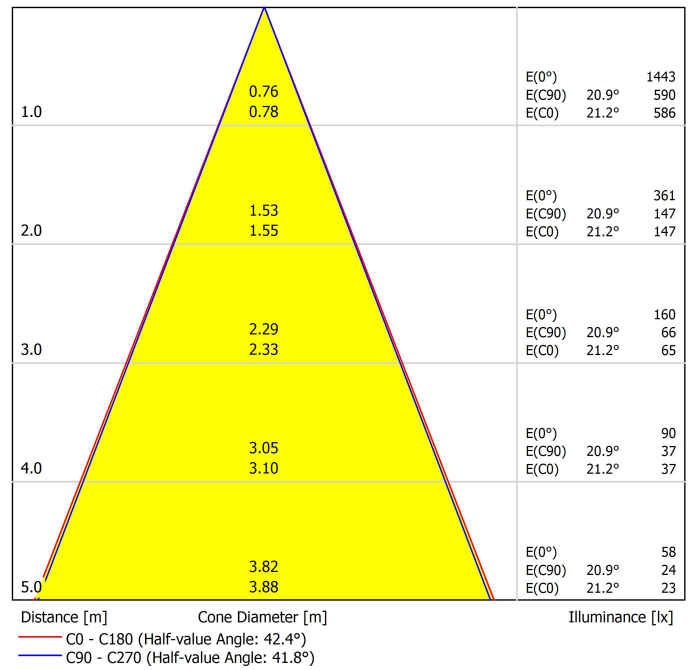


Diagramme conique





	PRODUCT
Model	Anti-glare Honeycomb Louver
Reference	A498-90-00 WT NT
Category	Accessories

N'EST PAS VENDU SÉPARÉMENT.



Grille nid d'abeilles anti-éblouissement

Accessoire composé d'une grille en forme de nid d'abeilles qui contrôle le faisceau lumineux, réduit l'éblouissement et protège la vision directe de la source lumineuse.



PRODUCT	
Model	Anti-glare Screen
Reference	A498-90-01 WT NT
Category	Accessories

N'EST PAS VENDU SÉPARÉMENT.



Écran anti-éblouissement

Accessoire conçu pour réduire l'éblouissement direct, en particulier dans les luminaires avec optiques visibles, et améliorer le confort visuel en bloquant les angles d'émission inconfortables.



	PRODUCT
Model	Linear Filter
Reference	A498-90-02 WT NT
Category	Accessories

N'EST PAS VENDU SÉPARÉMENT | INDIQUÉ POUR BEAM ≤ 34°

Filtre linéaire

Transforme le faisceau lumineux circulaire en une forme linéaire. Idéal pour les applications nécessitant une distribution précise et linéaire de la lumière, permettant de focaliser sur des surfaces spécifiques ou d'éviter l'effet de « taches lumineuses » dans de grands espaces.

Black Foster Custom System components

ARKOSLIGHT

Black Foster Custom System is a modular 48V lighting system designed to create tailored lighting setups by combining tracks, connectors, lighting modules, and accessories. Ideal for architectural and retail projects that demand flexibility, minimalist design, and high performance.

To configure the Black Foster Custom System, you'll need to combine the following components:

1. Tracks - Available in surface, trimless, or suspended versions (using suspension accessories with the surface track), they form the structural and electrical base of the system.
2. Connectors & Power Supply - Join track sections and provide 48V power input.
3. Accessories - Including end caps, joining elements, mounting accessories, and alternative installation parts to secure and finish the system.

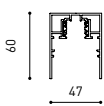


Track Options

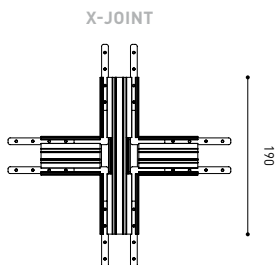
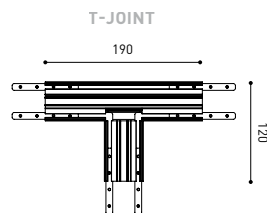
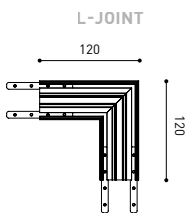
Choose the track version required for your project configuration.

Surface

BLACK FOSTER Custom Surface 1m	A452-01-00- NT WT
BLACK FOSTER Custom Surface 2m	A452-02-00- NT WT
BLACK FOSTER Custom Surface 3m	A452-03-00- NT WT

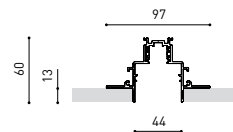


BLACK FOSTER Custom Surface L-Joint	A452-04-00- NT WT
BLACK FOSTER Custom Surface T-Joint	A452-05-00- NT WT
BLACK FOSTER Custom Surface X-Joint	A452-06-00- NT WT

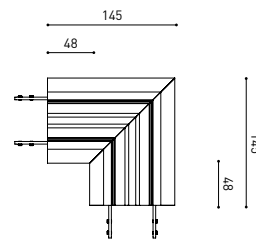


Trimless

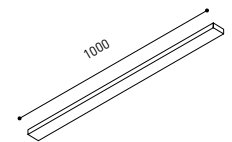
BLACK FOSTER Custom Trimless 1m	A458-01-00- N
BLACK FOSTER Custom Trimless 2m	A458-02-00- N
BLACK FOSTER Custom Trimless 3m	A458-03-00- N



BLACK FOSTER Custom Trimless L-Joint	A458-04-00- N
--------------------------------------	-----------------



BLACK FOSTER Custom Trimless Plaster Installation Guard 1m	A458-05-00
--	------------



TRIMLESS INSTALLATION GUIDE
<https://youtu.be/tgGsQdaYe-w>



COLOUR | NT ■ RAL 9005 | WT □ RAL 9016 | N ■ RAL 9005 |

Electrical connections are not included. Please choose the required components from the Connectors section.



Complementary track accessories

Use end caps, joiners, and gap covers to connect, close, and cleanly finish your track setup.

Surface

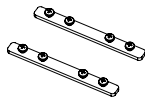
BLACK FOSTER Custom Surface	
End	A452-00-03- N W



BLACK FOSTER Custom Surface	
End Feed	A452-00-04- N W



BLACK FOSTER Custom Surface	
Straight Joiner	A452-00-05



Trimless

BLACK FOSTER Custom Trimless End	
A458-00-01- N	
Cover Thickness = 2 mm.	



BLACK FOSTER Custom Trimless End Feed	
A458-00-02- N	
Cover Thickness = 2 mm.	

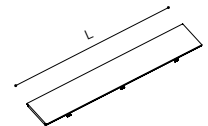


BLACK FOSTER Straight Joiner	
A317-00-06	



For all tracks

		L
BLACK FOSTER Custom Cover Gap 250	A452-00-01- N	250mm
BLACK FOSTER Custom Cover Gap 500	A452-00-02- N	500mm

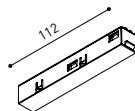


Connector options

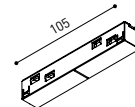
Connectors are required to provide electrical continuity between tracks, ensuring an uninterrupted 48V flow.

Surface

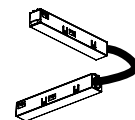
Live-End Connector 48V	
A338-00-01- N	



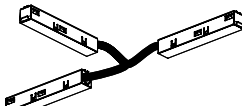
Central Connector 48V	
A338-00-02- N	



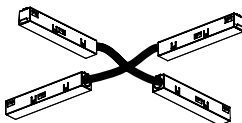
L-Joint Connector 48V	
A338-00-12- N	



T-Joint Connector 48V	
A450-00-07- N	

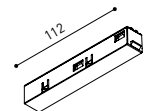


X-Joint Connector 48V	
A450-00-08- N	

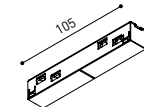


Trimless

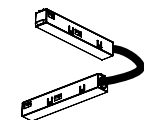
Live-End Connector 48V	
A338-00-01- N	



Central Connector 48V	
A338-00-02- N	



L-Joint Connector 48V	
A338-00-12- N	



COLOUR | N ■ RAL 9005 | W □ RAL 9016 |

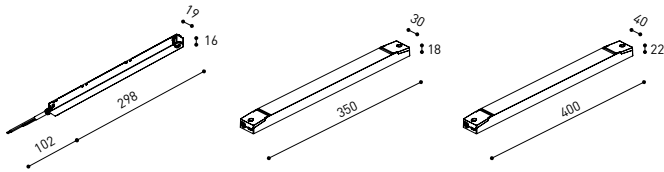
Power Supply Options

Select the appropriate power feed to deliver 48V to the system based on your track layout and installation type.

For all tracks

Constant Voltage LED POWER SUPPLY	P	V	D (A x B x C)
0434-01-61* N	100W	48V	298 x 19 x 16mm
0434-01-62	150W	48V	350 x 30 x 18mm
0434-01-80	250W	48V	400 x 40 x 22mm

220 V~ | *To be installed inside the track.

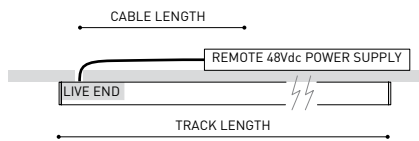


DROP VOLTAGE TABLE

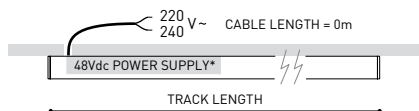
POWER (W)	CABLE SECTION (mm ²)	CABLE LENGTH (m)			
		5	10	20	30
100	0,75	50	50	X	X
	1,5	50	50	40	25
150	0,75	40	15	X	X
	1,5	50	40	20	X
250	0,75	20	X	X	X
	1,5	35	20	X	X

Connection diagrams:

Surface

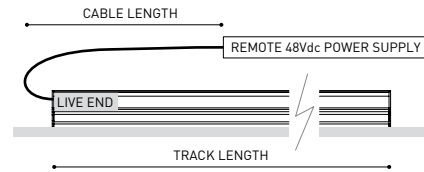


Remote driver installation

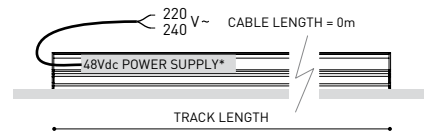


Integrated driver installation

Trimless

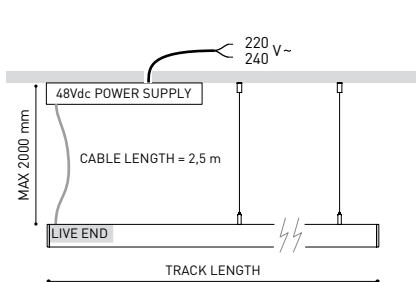


Remote driver installation

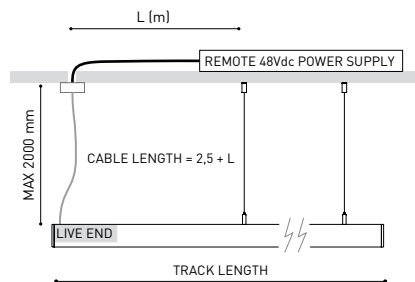


Integrated driver installation

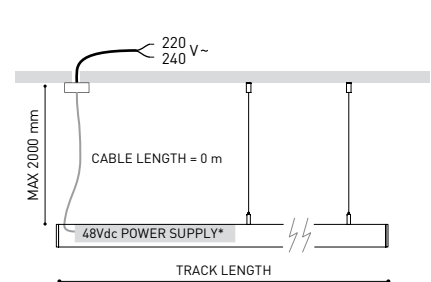
Suspension



Aside box



Remote driver installation



Integrated driver installation

COLOUR | N ■ RAL 9005 |

Other accessories

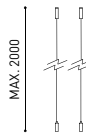
Suspension components

For a suspended configuration, use surface components together with the following accessories:

Black Foster Suspension Kit (2 units)

A450-00-09- | NT | WT |

Suggested mounting accessories quantities:
 1000mm - 2 Pcs.
 2000mm - 2 Pcs.
 3000mm - 3 Pcs.

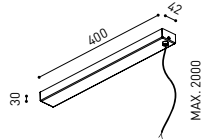
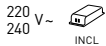


For aside box installation replace the power supply:

Wired Power Supply Case 48V

A338-00-25- | NT | WT | 150W | NO DIM

A338-00-26- | NT | WT | 150W | DIM



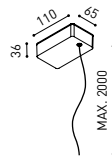
Required for remote or integrated driver installation:

Suspension Feed Kit 48V

A338-00-16- | N | W | NO DIM

A338-00-17- | N | W | DIM

For remote power supply



A338-00-27- | N | W | NO DIM

A338-00-28- | N | W | DIM

For power supply inside the track

Wire trimless accessories

For installing the suspension system cleanly and discreetly – with no visible ceiling boxes or mounting elements.

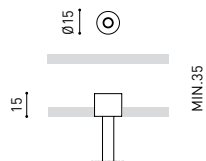
FEED

Mains Trimless*

A023-00-01- | W | N | NO DIM

Mains Thick Trimless*

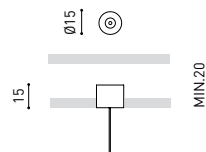
A023-00-02- | W | N | DIM



FASTENING

Steel Cable Trimless*

A023-00-05- | W | N |



* As many pieces as needed ACCORDING to your product

Trimless mounting accessories

These accessories offer different options for installing trimless track systems according to ceiling type and project needs.

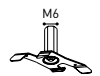
Track Fixation Kit A219-21-06- | B |



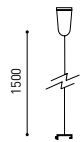
Track Flush Ceiling Kit A219-22-06- | B |



Track Clamp Kit for M6 ROD A219-21-21- | B |



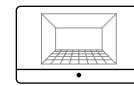
Track Suspension Kit A219-21-10- | B |



SUGGESTED MOUNTING ACCESSORIES QUANTITIES

1000 mm - 2 Pcs
 2000 mm - 2 Pcs
 3000 mm - 3 Pcs

TRIMLESS INSTALLATION GUIDE
<https://youtu.be/tgGsQdaYe-w>



PRODUCT CONFIGURATOR

Use our online configurator to design your own custom product layout. The tool will guide you through the process and automatically calculate the required drivers and accessories.

[Start your configuration →](#)

COLOUR | NT ■ RAL 9005 | WT □ RAL 9016 | N ■ RAL 9005 | W □ RAL 9016 | B □ RAL 9016 |



Fuente de luz (LED) reemplazable por un profesional autorizado

Replaceable (LED only) light source by an authorized professional.

Source lumineuse (LED) remplaçable par un professionnel agréé

Sorgente luminosa (LED) sostituibile da parte di un professionista autorizzato

Austauschbare (LED) Lichtquelle durch einen autorisierten Fachmann



Equipo de control reemplazable por un profesional autorizado

Replaceable control gear by an authorized professional

Dispositif de commande remplaçable par un professionnel agréé

Alimentatore sostituibile da parte di un professionista autorizzato

Auswechselbares Betriebsgerät durch autorisierten Fachmann

Instrucciones para el final de vida y la eliminación de los componentes:

Instructions on end-of-life and component disposal:

Instructions pour la gestion des composants en fin de vie et leur mise au rebut :

Istruzioni per il fine vita e lo smaltimento dei componenti:

Anweisungen zur entsorgung der Leuchtenkomponenten:



Interrumpir la alimentación del aparato
Cut the power supply to the luminaire
Couper l'alimentation du luminaire
Interrompere l'alimentazione dell'apparecchio
Stromversorgung der Leuchte unterbrechen



Quitar la(s) fuente(s) de luz para el desecho
Remove light source(s) for disposal
Retirer la (les) source(s) lumineuse(s) pour l'élimination
Rimuovere la/le sorgente/e di luce per lo smaltimento
Lichtquelle(n) zur Entsorgung entfernen



Quitar la batería para el desecho
Remove the battery for decommissioning
Retirer la batterie pour sa mise au rebut
Rimuovere la batteria per la dismissione
Die Batterie ordnungsgemäß entsorgen



Quitar el equipo de control para el desecho
Remove control gear for disposal
Retirer le dispositif de commande pour l'élimination
Rimuovere l'alimentatore per lo smaltimento
Betriebsgerät zur Entsorgung ausbauen



Enviar los materiales a un centro de recogida RAEE
Send the materials to a WEEE collection centre
Envoyer les matériaux dans une déchetterie DEEE
Inviare i materiali ad un centro di raccolta RAEE
Die Materialien in einem WEEE-Zentrum entsorgen

