SMART PRO 2.0

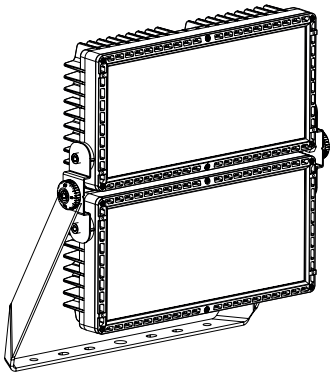

IP66

+50°C
-30°C

1 m

	Kg			I_{out}	U_{out}	W	t_a
	15	0,056 m²	0,222 m²	Max. 0,7A	Max 600V⎓	660W	50°C

LED CCT			≤ 5700 K
Optics			RG1
		S1	10 m
		S2	10 m
		A1	10 m
		A3	12,5 m
		C4	11 m
		C3	11 m
		C2	11 m
		C1	11 m

m

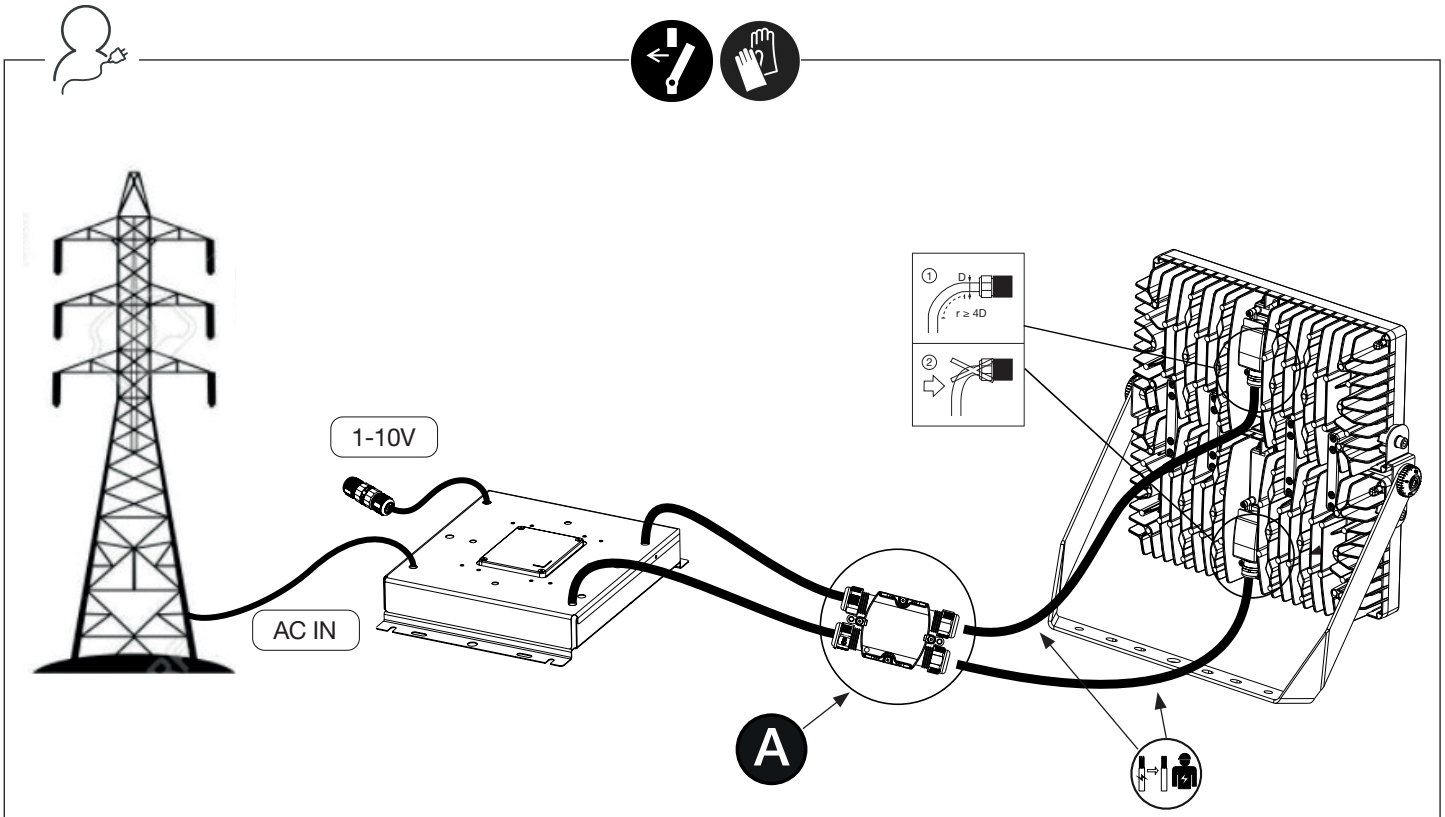
1-10V
AC IN
D
r ≥ 4D
A

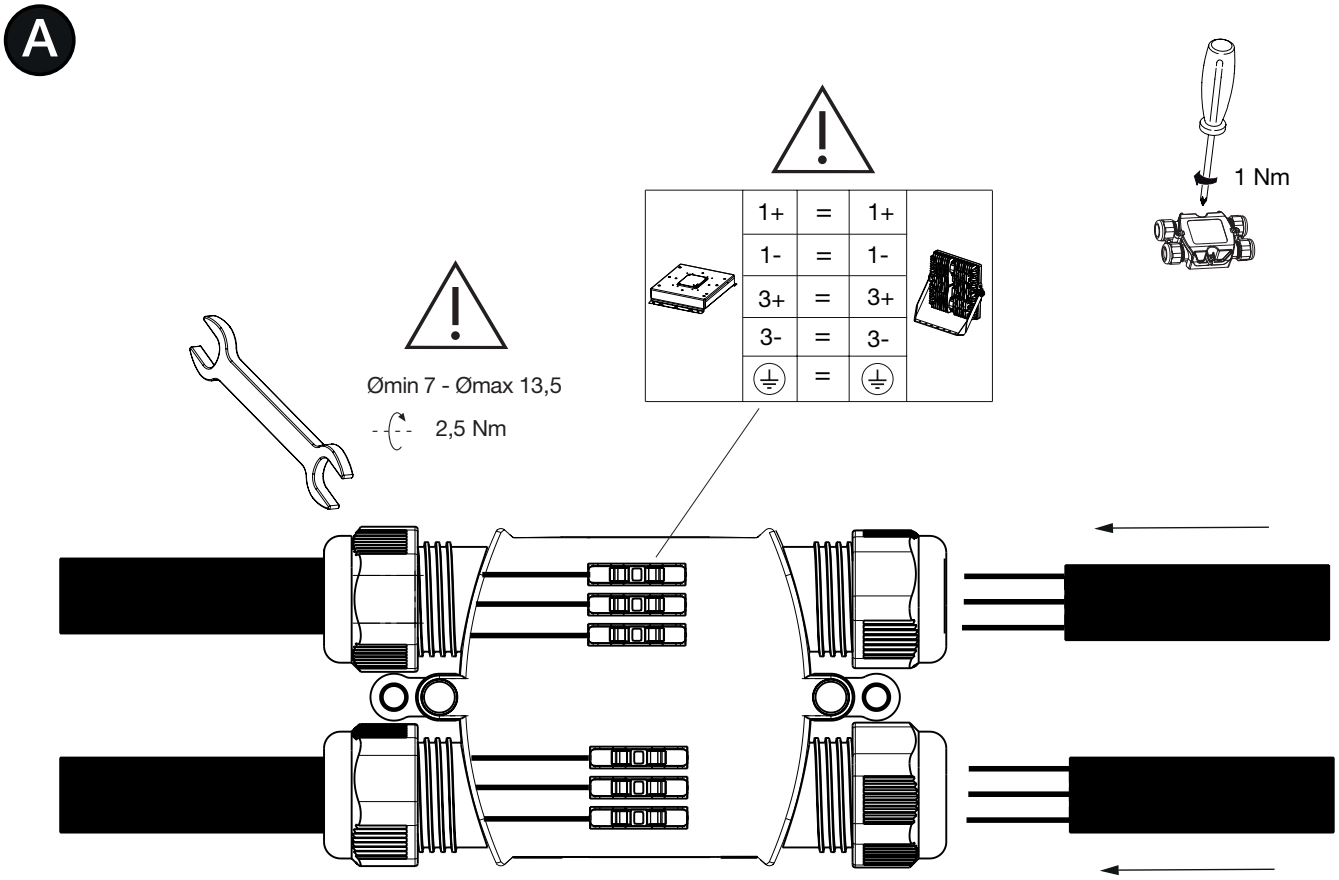
A
1+ = 1+
1- = 1-
3+ = 3+
3- = 3-
1 Nm
Ømin 7 - Ømax 13,5
2,5 Nm

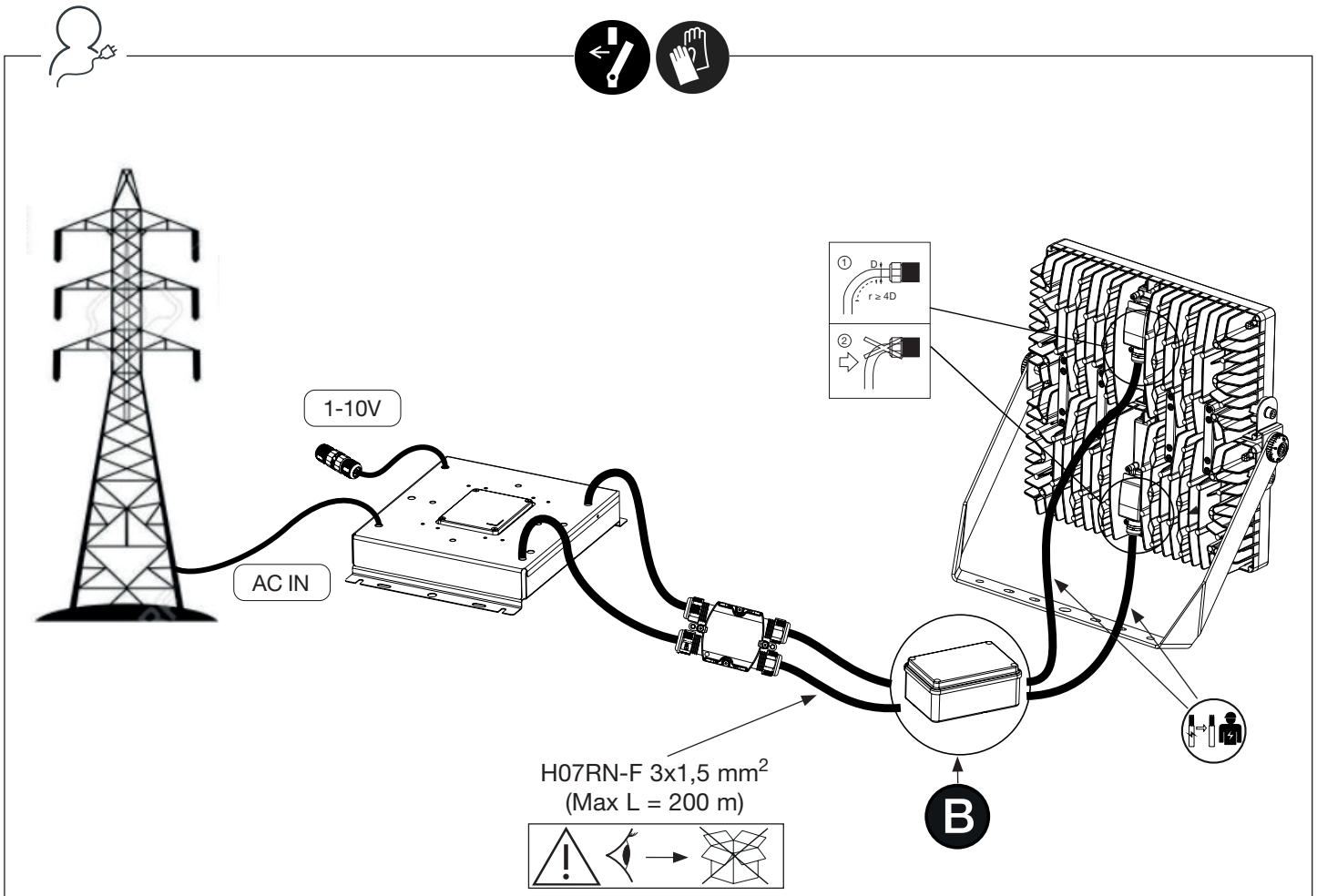
1-10V
AC IN
D
r ≥ 4D
H07RN-F 3x1,5 mm2
(Max L = 200 m)
B

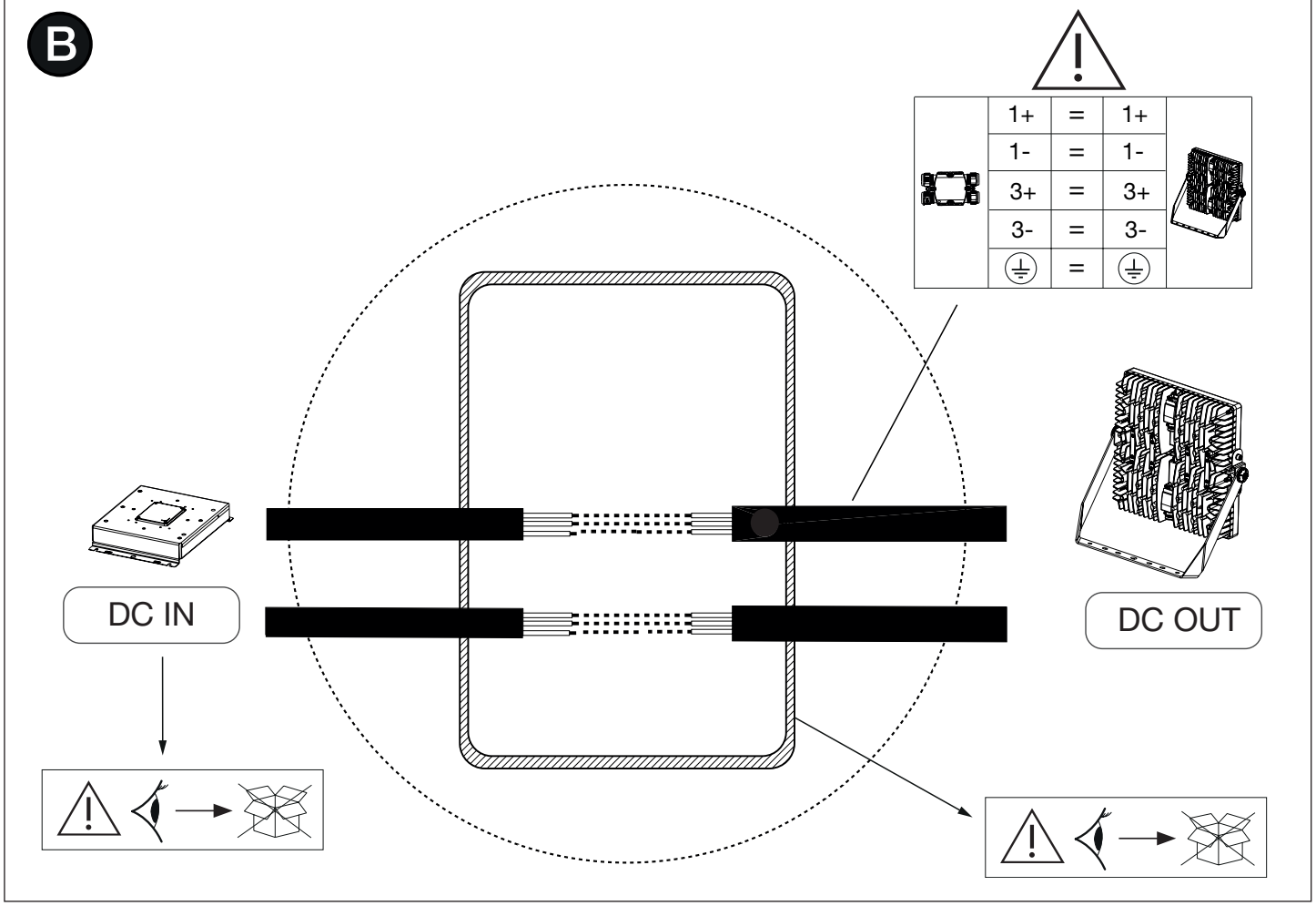
B
1+ = 1+
1- = 1-
3+ = 3+
3- = 3-
DC IN
DC OUT

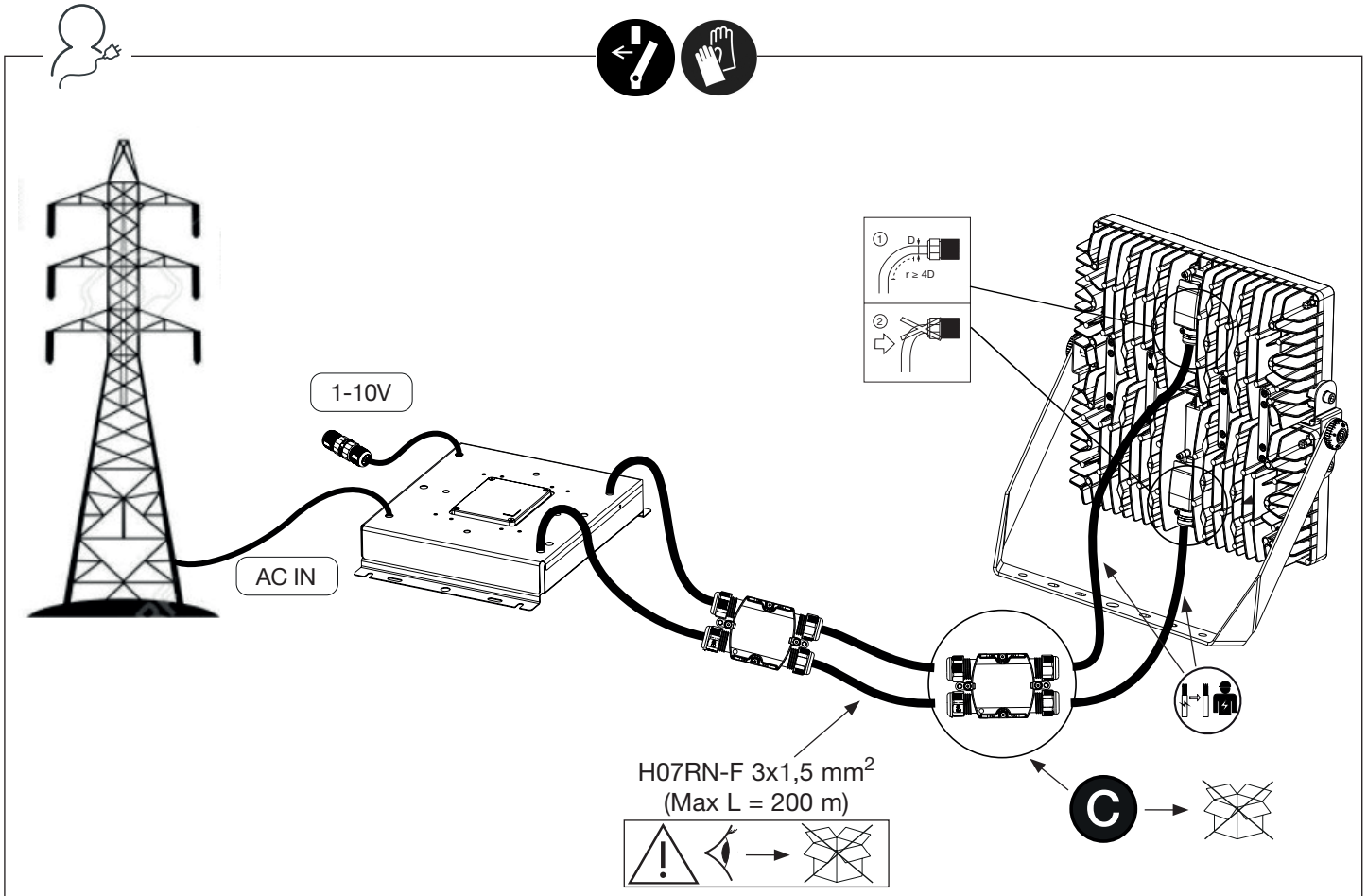
1-10V
AC IN
D
r ≥ 4D
H07RN-F 3x1,5 mm²
(Max L = 200 m)
C

C GWP20114

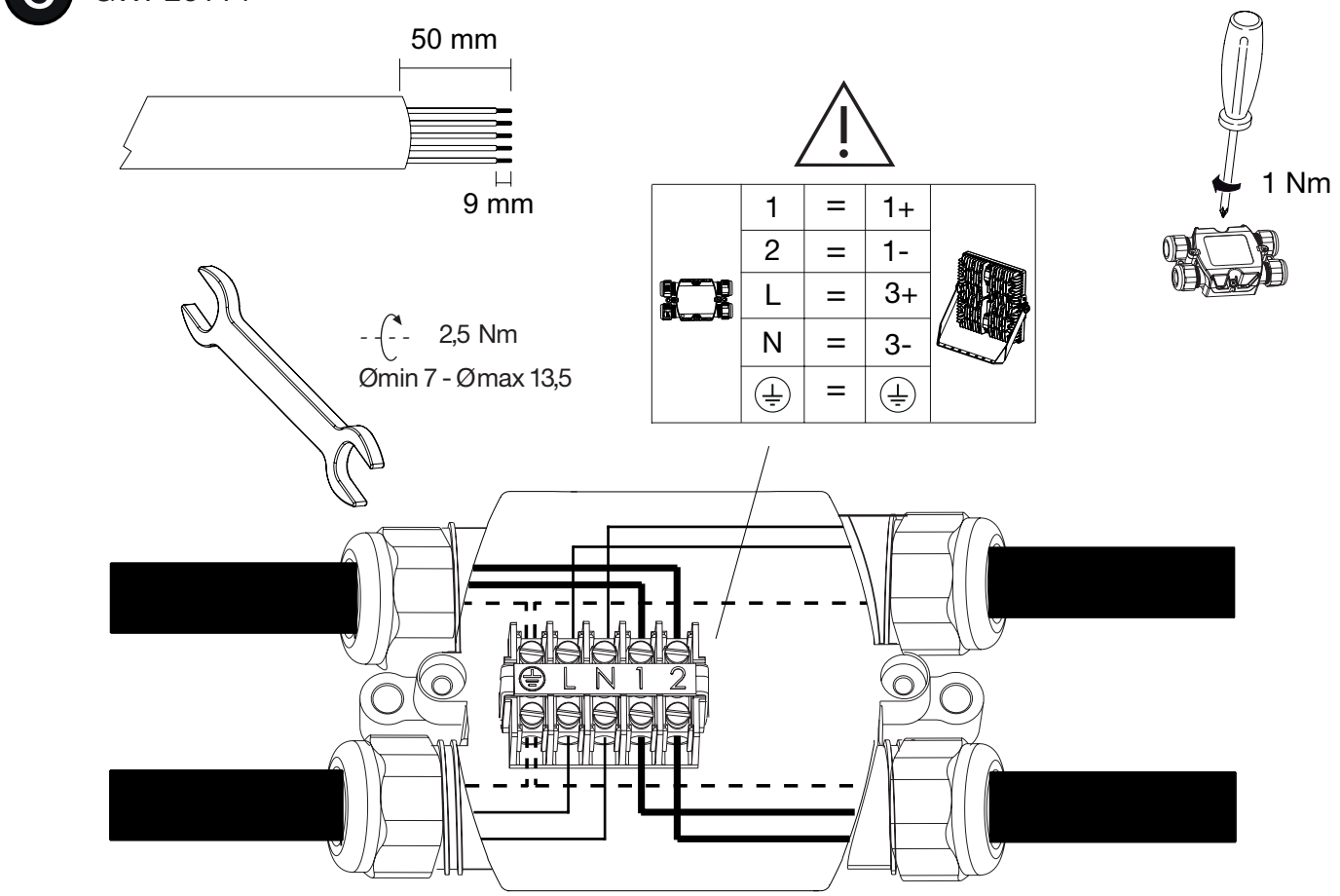
50 mm
9 mm
1 Nm
2,5 Nm
Ømin 7 - Ømax 13,5
1 = 1+
2 = 1-
L = 3+
N = 3-
L N 1 2

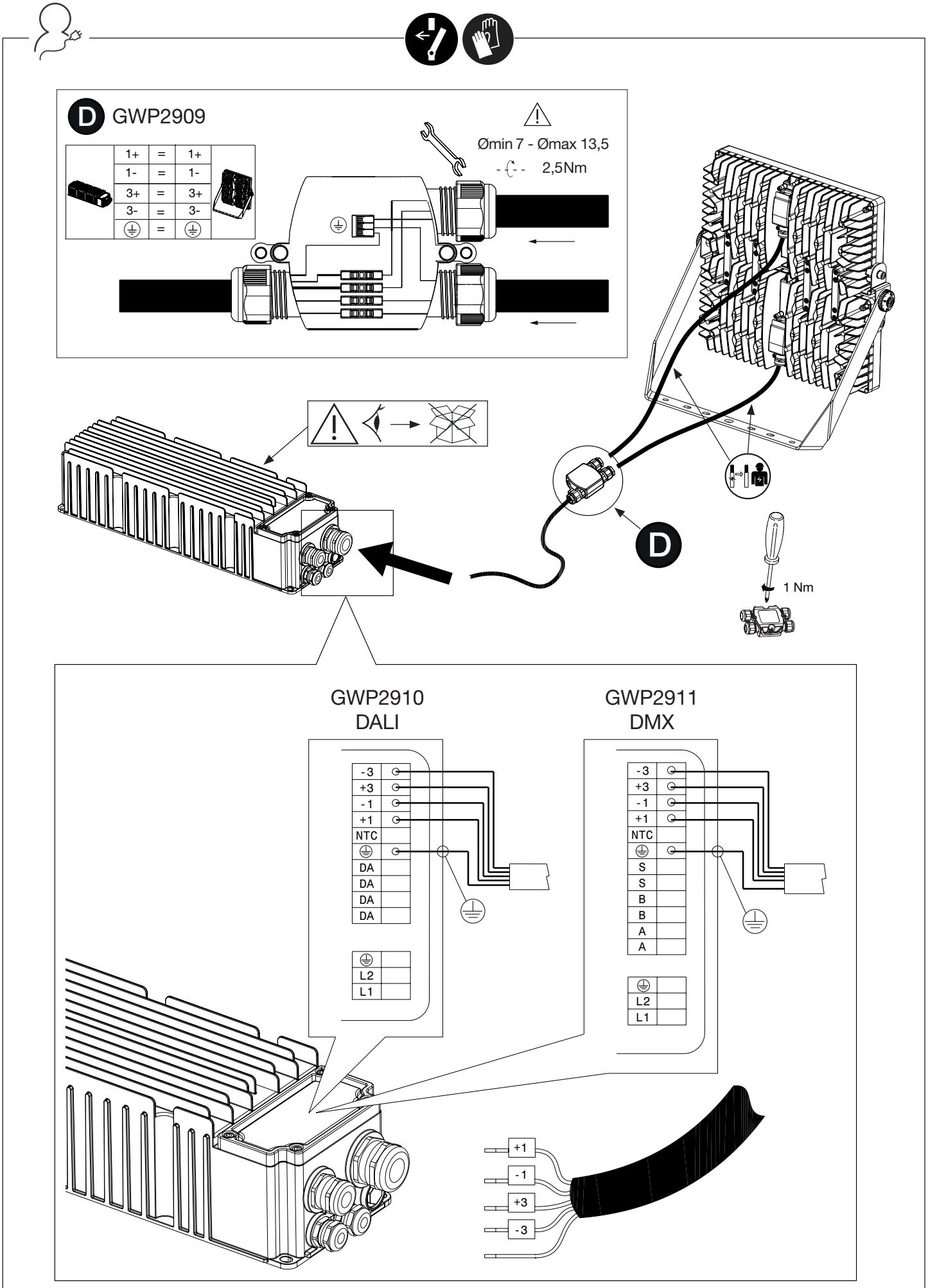
D GWP2909
1+ = 1+
1- = 1-
3+ = 3+
3- = 3-
Ømin 7 - Ømax 13,5
2,5Nm
D
1 Nm
GWP2910
DALI
-3
+3
-1
+1
NTC
DA
DA
DA
DA
L2
L1
GWP2911
DMX
-3
+3
-1
+1
NTC
S
S
B
B
A
A
L2
L1
+1
-1
+3
-3

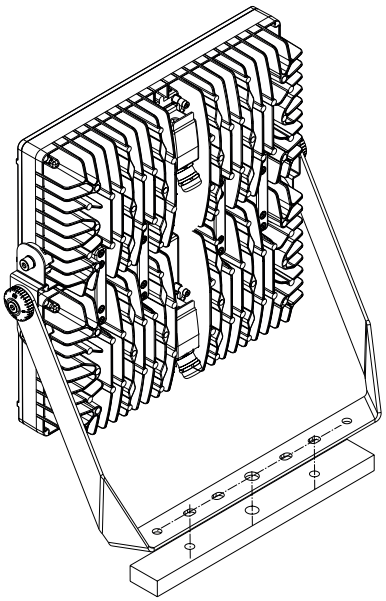

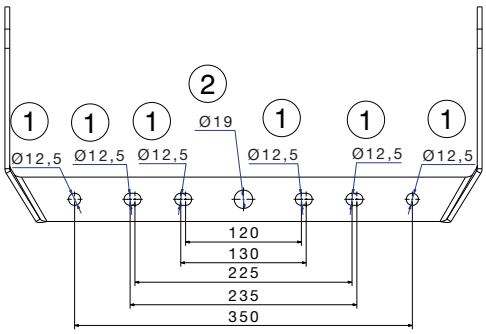
2
1
1
1
Ø19
1
1
1
Ø12,5
Ø12,5
Ø12,5
Ø12,5
Ø12,5
Ø12,5
120
130
225
235
350

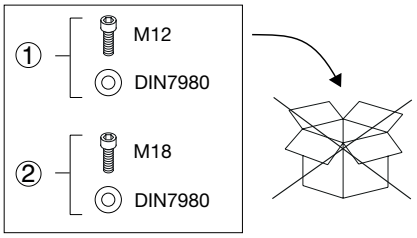
1
M12
DIN7980
2
M18
DIN7980

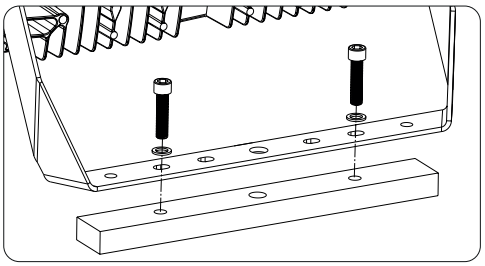

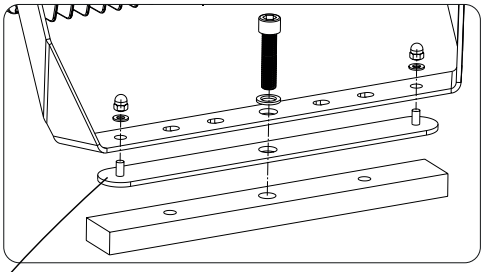

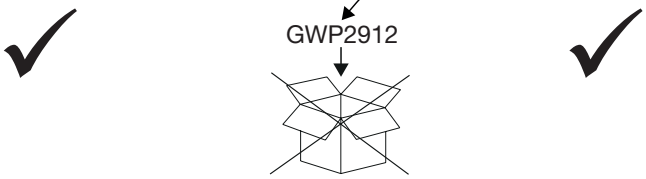
GWP2912

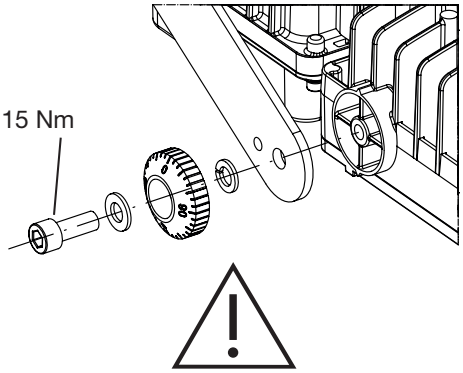
15 Nm

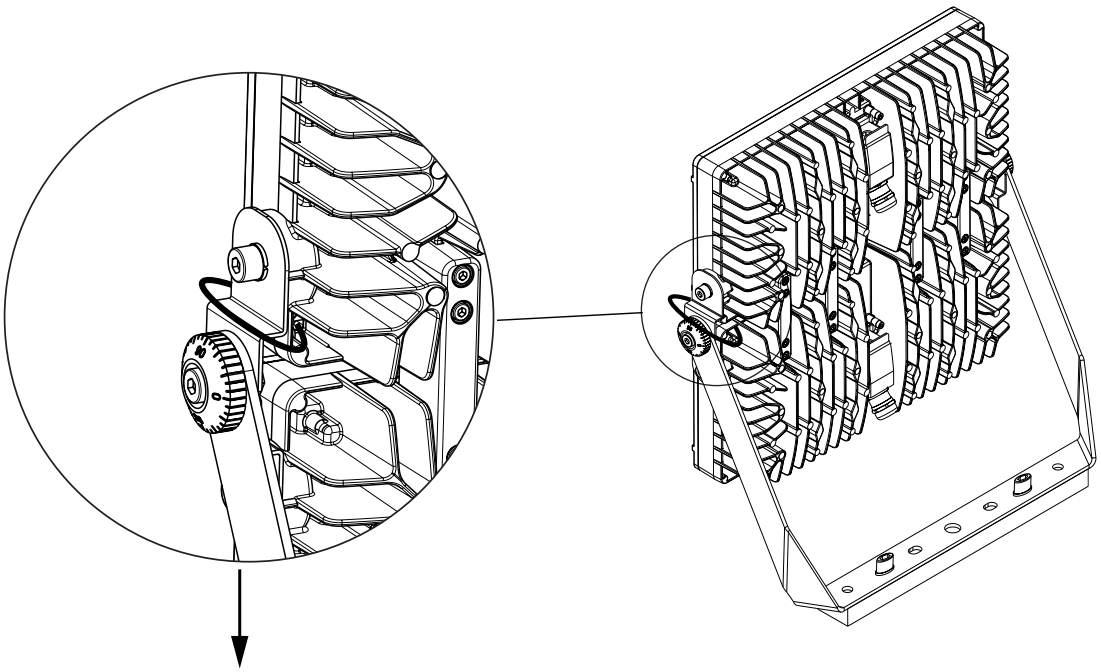

IT Per installazioni superiori a 3m assicurare il proiettore sulla spalla metallica con catena (es. GWS6922) o cavo di acciaio. - **AR** للتركيب على ارتفاع يتجاوز 3 أمتار، قم بتأمين الكشاف بسلسلة (الموديل السابق GWS6922) أو كابل فولاذي عند الإطار. **BE** Для ўстаноўкі вышэй за 3 м замацуйце пражэктар на раме з дапамогай ланцуга (раней GWS6922) або сталёвага кабеля. - **BG** За монтаж на височина, по-голяма от 3 метра, закрепете прожектора при рамката с верига (напр. GWS6922) или стоманен кабел. - **CS** Při instalaci do výšky větší než 3 metry zajistěte světlomet k rámečku pomocí řetězu (ex GWS6922) nebo ocelového lanka. - **DA** For installationer på over 3m skal projektøren fastgøres på metalansatsen med kæde (eks. GWS6922) eller stålkabel. - **DE** Bei Installationen über 3m den Scheinwerfer auf der Metallschulter mit Kette (Bsp. GWS6922) oder Stahlseil sichern. - **EL** Για εγκαταστάσεις άνω των 3 μέτρων στερεώστε τον προβολέα στη μεταλλική βάση με αλυσίδα (π.χ. GWS6922) ή συρματόσχοινο. - **EN** For installation higher than 3m secure the floodlight at the frame with chain (ex GWS6922) or steel cable. - **ES** Para instalaciones superiores a 3m, asegurar el proyector en el soporte metálico con cadena (por ej.: GWS6922) o cable de acero. - **ET** Paigaldamiseks kõrgemale kui 3 m kinnitage prožektor raami külge keti (nt GWS6922) või teraskaabli abil. - **FI** 3 metriä ylittäville asennuksille valonheittimen kiinnitys metallitukeen on varmistettava ketjulla (esim. GWS6922) tai teräskaapelilla. - **FR** Pour les installations de plus de 3 m, fixer le projecteur sur l'épaulement métallique avec une chaîne (p. ex. GWS6922) ou un câble en acier. - **GA** Má táthar chun é a shuiteáil níos airde ná 3m, daingnigh an tuilsolas ag an bhfráma le slabhra (m. sh. GWS6922) nó le cábla cruach. - **HR** Kod postavljanja na visini većoj od 3 m učvrstite reflektor na metalnom okviru pomoću lanca (npr. GWS6922) ili čeličnog kabela. - **HU** 3 méteren túllépő telepítések esetén biztosítsa ki a fényvetőt a fémtartón lánccal (pl. GWS6922) vagy acélkábellel. - **KK** 3 метрден жоғары биіктікке орнатылатын болса, прожекторды жақтауға шынжыр (ex GWS6922) немесе болат арқанның көмегімен бекітіңіз. - **LT** Jei norite įrengti prožektorių aukščiau nei 3 m, pritvirtinkite jį prie rėmo su grandine (pvz. GWS6922) arba plieniniu kabeliu. - **LV** Uzstādot augstumā, kas lielāks par 3 m, nostipriniet prožektora gaismu, pie rāmja pievienojot ķēdi (piem., GWS6922) vai tērauda trosi. - **MT** Għal installazzjoni f'għoli ta' aktar minn 3 m, waħħal il-floodlight mill-frejm b'katina (ex GWS6922) jew b'kejbil tal-azzar. - **NL** Voor installaties hoger dan 3m moet het spreidlicht op de metalen houder met ketting (es. GWS6922) of stalen kabel bevestigd worden. - **NO** For installasjoner over 3 m må projektoren sikres på metallanslag med kjede (f.eks. GWS6922) eller stålkabel. - **PL** W instalacjach powyżej 3 m przymocować projektor na metalowym ramieniu łańcuchem (np. GWS6922) lub stalowym kablem. - **PT** Para instalações acima de 3 m, prenda o projetor no suporte metálico com corrente (p. ex., GWS6922) ou cabo de aço. - **RO** Pentru instalarea la o înălțime mai mare de 3m asigurați proiectorul de cadru cu un lanț (ex GWS6922) sau un cablu de oțel. - **RU** При установке выше 3м закрепите прожектор на металлическом кронштейне цепью (например, GWS6922) или стальным тросом. - **SK** Pri inštalácii do výšky väčšej než 3 metre zaistite svetlomet k rámčeku pomocou reťaze (ex GWS6922) alebo oceľového lanka. - **SL** Za montažo višje 3 m projektor pritrdite na kovinsko konzolo z verigo (npr. GWS6922) ali jekleno vrvjo. - **SV** För installationer högre än 3 meter ska strålkastarens metallram säkras med kedja (t.ex. GWS6922) eller stålvajer. - **TR** 3m'den daha yüksek bir konuma montaj için, projektörü çerçeveye zincir (örn. GWS6922) ya da çelik kablo ile sabitleyin. - **ZH** 如果在 3m 以上高度安装，则应使用链条（exGWS6922）或钢缆，将泛光灯固定于车架。

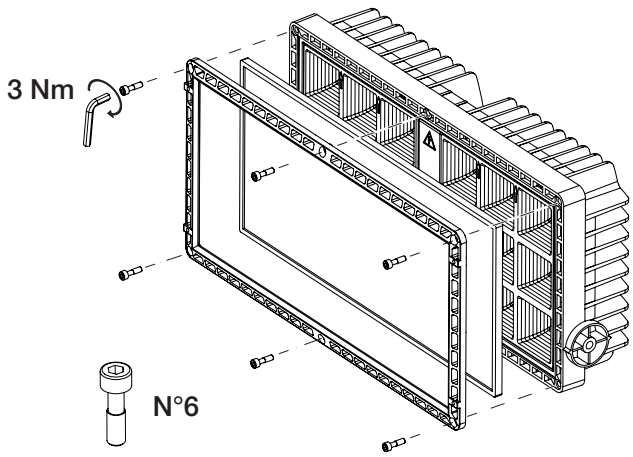

	OPTICS							
	S1	S2	C1	C2	C3	C4	A1	A3
GWP2903	✓	✓	✓	✓	✓	✓		
GWP20404							✓	✓

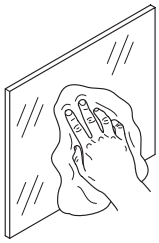

SMART PRO 2.0

76448190

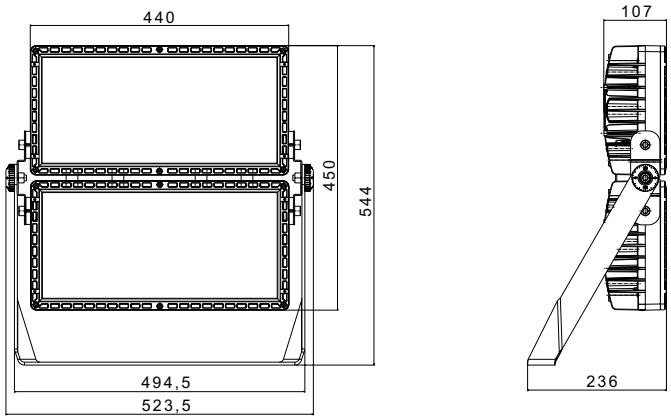

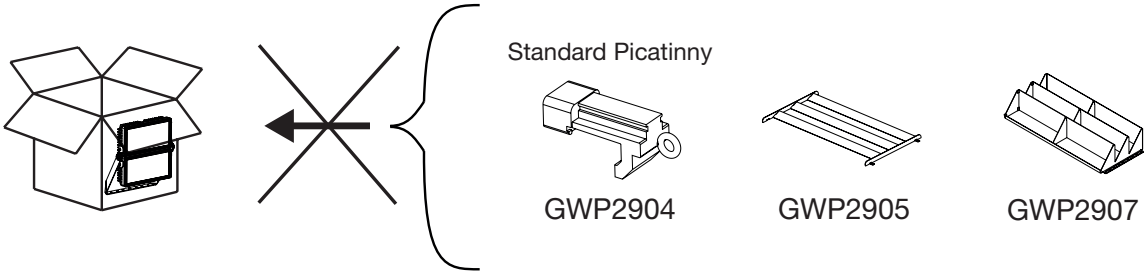

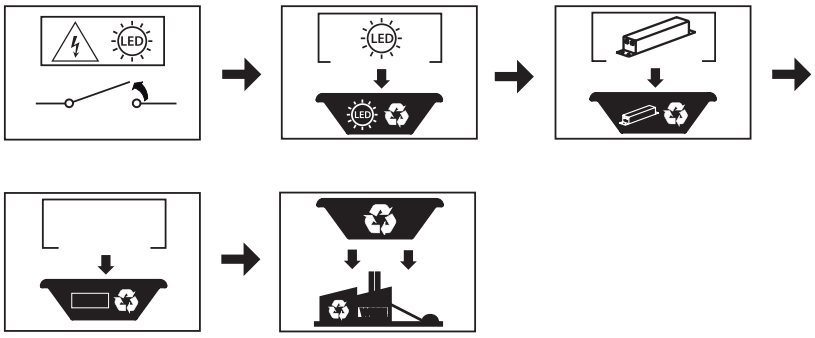

Punto di contatto indicato in adempimento ai fini delle direttive e regolamenti UE applicabili:
Contact details according to the relevant European Directives and Regulations:
GEWISS S.p.A. Via D.Bosatelli, 1 IT-24069 Cenate Sotto (BG) Italy tel: +39 035 946 111 E-mail: qualitymarks@gewiss.com

According to applicable UK regulations, the company responsible for placing the goods in UK market is:
GEWISS UK LTD - Unity House, Compass Point Business Park, 9 Stocks Bridge Way, ST IVES Cambridgeshire, PE27 5JL, United Kingdom tel: +44 1954 712757 E-mail: gewiss-uk@gewiss.com

+39 035 946 111
8:30 - 12:30 / 14:00 - 18:00
lunedì - venerdì / monday - friday

www.gewiss.com

ULTIMA REVISIONE 10/2024