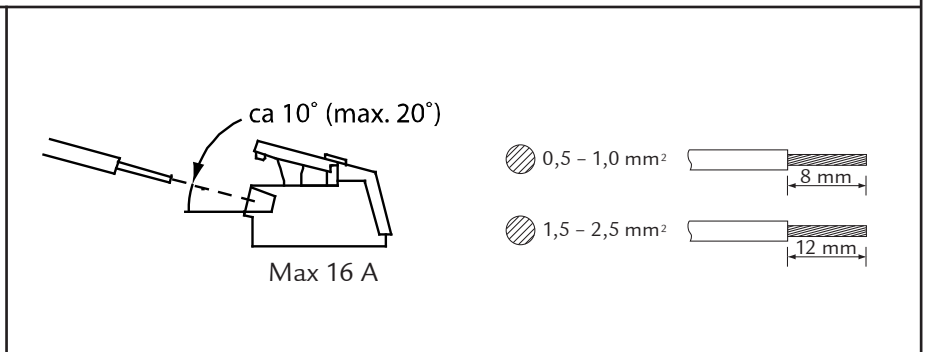
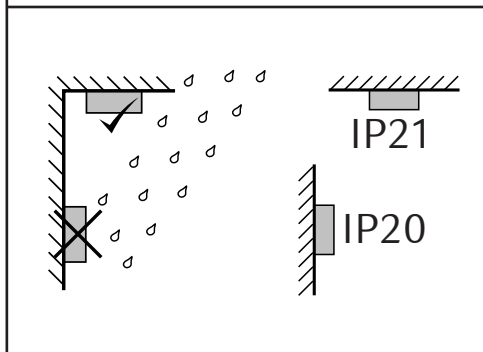
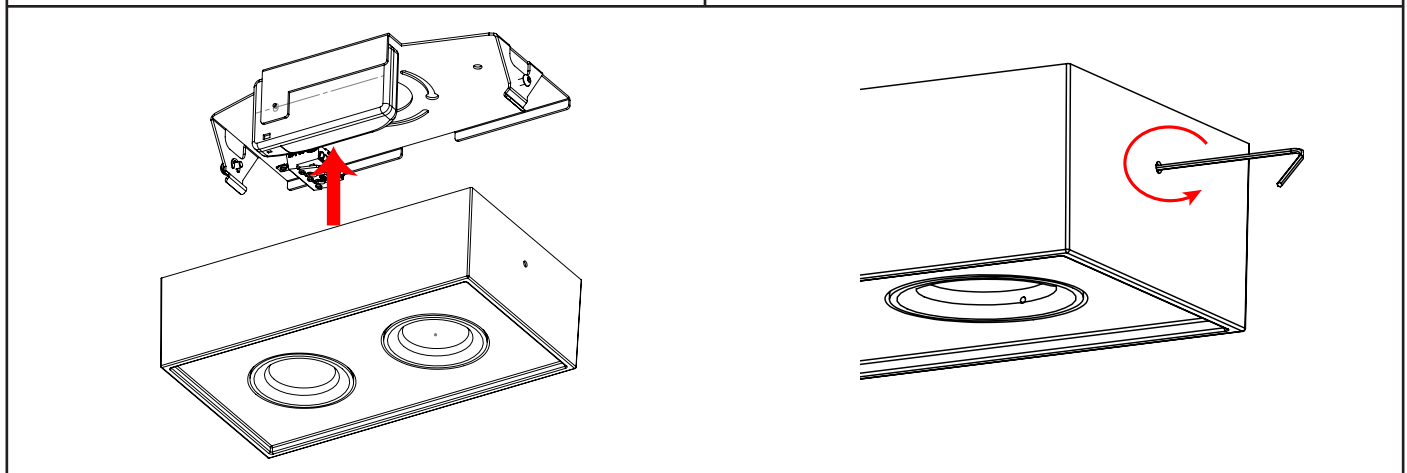
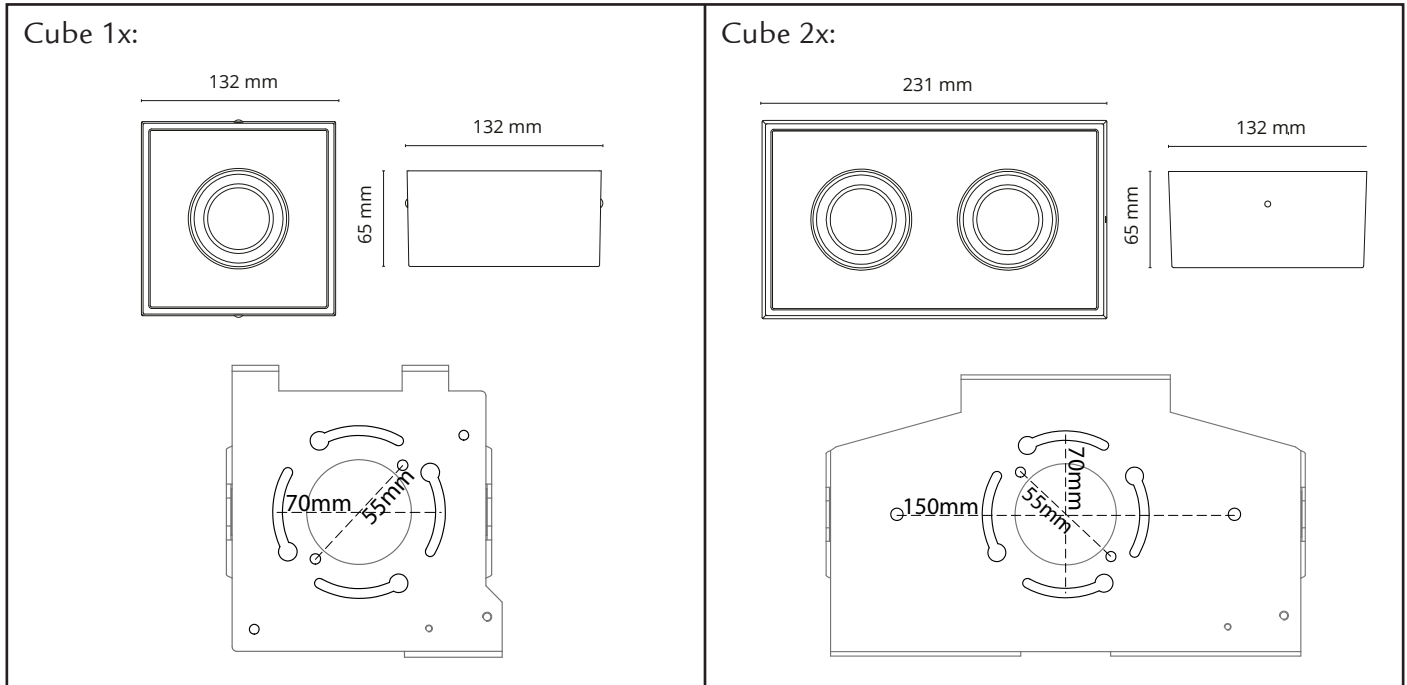


Cube



230V, 50/60Hz, IP21



Rev: 19.04.2017

CORPORATE OFFICE:
SG Armaturen AS
 Svåbekk 15
 4790 Lillesand
 NORGE
 Tlf:+47 37 50 03 00
 firmapost@sg-as.no
 www.sg-as.no

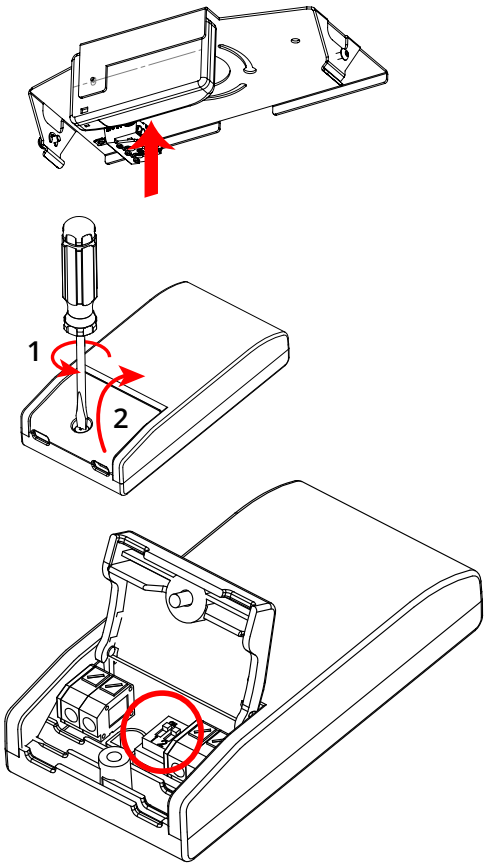



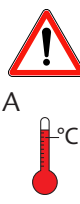






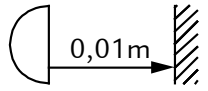
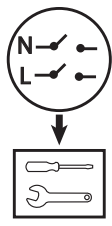

BRANCH OFFICE:
 SG Lighting SA/NV
 Blokhuisstraat 47
 2800 Mechelen Noord I
 BELGIQUE/BELGIË
 Tlf:+32(0) 15 20 72 71
 info.benelux@sglighting.net
 www.sglighting.net

BRANCH OFFICE:
 SG Armaturen A/S
 Egebakken 19
 7400 Herning
 DANMARK
 Tlf:+45 70 70 72 13
 info@sg-as.dk
 www.sg-as.dk

BRANCH OFFICE:
 SG Lighting SA/NV
 73 rue de Saint Mandrier
 83140 Six Fours Les Plages
 FRANCE
 Tlf:+33(0) 4 94 93 00 00
 info.france@sglighting.fr
 www.sglighting.net

BRANCH OFFICE:
 SG Leuchten GmbH
 Postfach 67 04 21
 22344 Hamburg
 GERMANY
 Tlf:+49 40 23 99 44 59
 info@sg-leuchten.de
 www.sg-leuchten.de

BRANCH OFFICE:
 SG Armaturen AB
 August Barksg. 30B
 421 32 Västra Frölunda
 SVERIGE
 Tlf:+46 31 81 71 10
 info@sg-ab.se
 www.sg-ab.se

	<p style="text-align: center;">Cube 1x</p> <p>✓  180 mA (6W)</p> <p> 205 mA</p> <p> 230 mA </p> <p> 255 mA</p>	<p style="text-align: center;">Cube 2x</p> <p>✓  300 mA, 10W</p> <p>✓  350 mA, 12W (Standard)</p> <p> 400 mA </p> <p> 450 mA</p>
	<p>NO: Minimumsavstand til brennbart materiale i armaturens stråleretning. EN: Minimum distance to flammable material in the beam direction. FR: Distance minimum entre le faisceau lumineux de l'armature et toute matière inflammable NL: Minimale afstand tussen de lichtstraal van de armatuur en het brandbaar materiaal. DE: Der kleinste Abstand zum brennbaren Material in die Richtung des Lichtstrahls.</p>	
	<p>NO: Skru av strømmen før montering EN: Turn off power before installing FR: Couper le courant avant l'installation NL: Stroom uitschakelen voor u het toestel installeert DE: Vor Installationsarbeiten den Strom abschalten.</p>	
	<p>NO: Kan kun installeres av en registrert installasjonsvirksomhet EN: Only to be installed by an authorized electrician FR: Doit être installé par un électricien autorisé NL: Mag alleen geïnstalleerd worden door een bevoegde elektricien DE: Dieses Produkt darf nur durch autorisiertes Personal (z. B. Elektro-Installateur) angeschlossen und in Betrieb genommen werden.</p>	