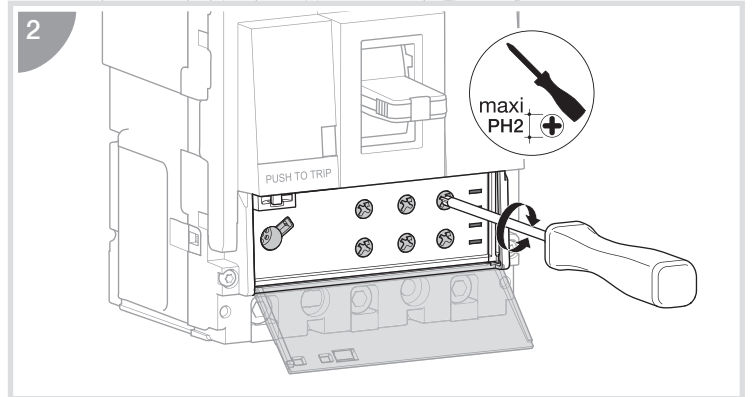
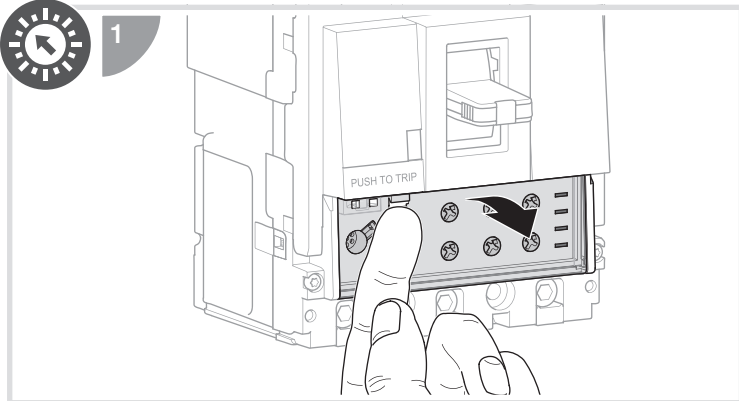
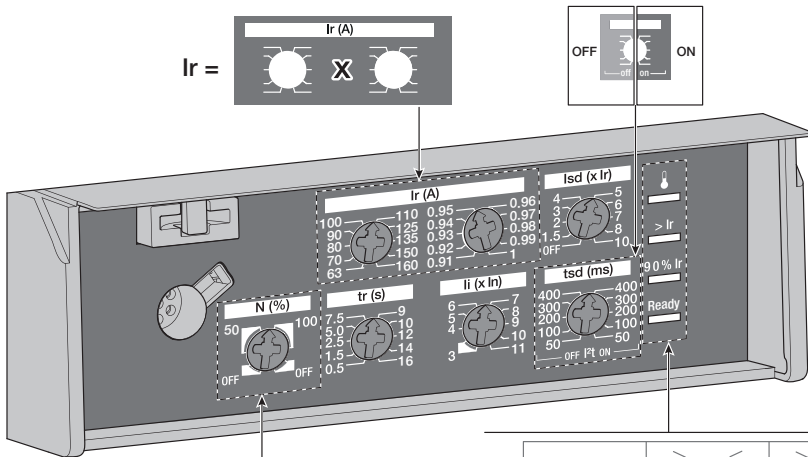


TRIP UNIT LSI AB

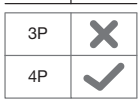
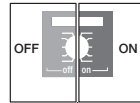
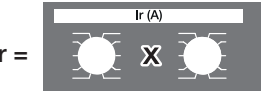


3

	Ir	60	70	80	90	100	110	120	130	140	150	160	170	180	200	220	240
- P160 LSI AB	Ir1	63	70	80	90	100	110	125	135	150	150	160	-	-	-	-	-
	Ir2	0,95	1	1	1	1	1	0,96	0,96	0,93	1	1	-	-	-	-	-
- P250 LSI AB	Ir1	-	-	-	90	100	110	125	140	140	150	160	180	180	200	225	250
	Ir2	-	-	-	1	1	1	0,96	0,93	1	0,94	1	0,94	1	1	0,98	0,96



Ir =



	OFF	ON	ON
< T max	-	> T max	
> Ir	< 105% Ir	≥ 105% Ir	> 112% Ir
90% Ir	< 90% Ir	-	≥ 90% Ir
Ready	OFF	⚠	ON

