:hager

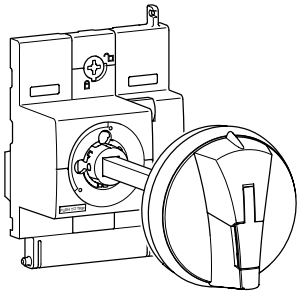

6H5525.b

x160, x250

FR	Commande rotative débrochable HXA031H, HXB031H	Notice d'instructions
GB	External rotary handle HXA031H, HXB031H	User instructions
DE	Drehantrieb Türeinbau HXA031H, HXB031H	Montageanleitung
IT	Comandi rotativi rinviati HXA031H, HXB031H	Istruzioni di montaggio
ES	Mandos rotativos embrague HXA031H, HXB031H	Instrucciones de uso
NL	Afneembare draaibediening HXA031H, HXB031H	Gebruiksaanwijzing
PT	Comando rotativo extraível HXA031H, HXB031H	Instruções de instalação
NO	Vrihåndtak på døren HXA031H, HXB031H	Bruksanvisning
GR	Περιστρσφικό χειριστήριο με προεκτατικό άξονα HXA031H, HXB031H	Οδηγίες χρήσεως
PL	Napęd obrotowy HXA031H, HXB031H	Instrukcja obsługi
RU	Выносная поворотная рукоятка HXA031H, HXB031H	Руководство по эксплуатации
CN	加长旋转手柄 HXA031H, HXB031H	用户手册

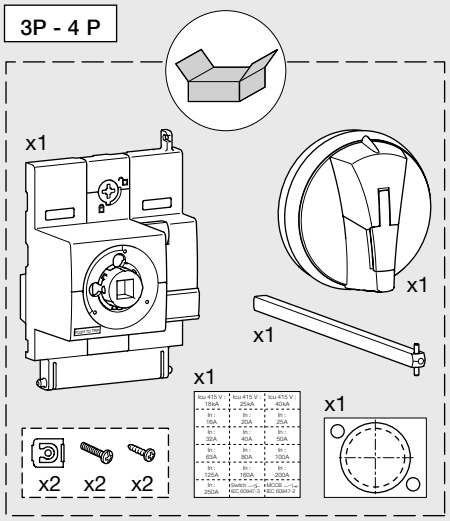

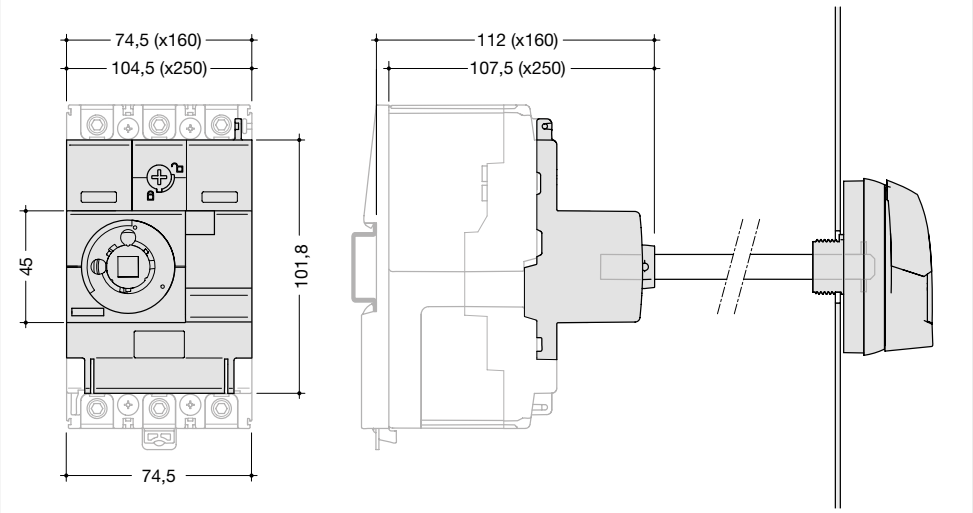

- Assemblage de la commande rotative sur le disjoncteur
- Fitting the rotary handle on MCCB
- Verbinden des Drehantriebs mit dem Leistungsschalter
- Installazione del comandi rotativi sull'interruttore
- Ensamblaje del mandos rotativos sobre el interruptor automático
- Montage draaibediening aan vemogens-automaat/-schakelaar
- Montagem do comando rotativo no disjuntor
- Montering av vrihåndtak på effektbryter
- Συνένωση ρελέ διαφυγής - διακόπτη Ισχύος
- Montaż napędu obrotowego na wyłączniku
- Установка поворотной рукоятки на автоматический выключатель
- 安装旋转手柄于MCCB上

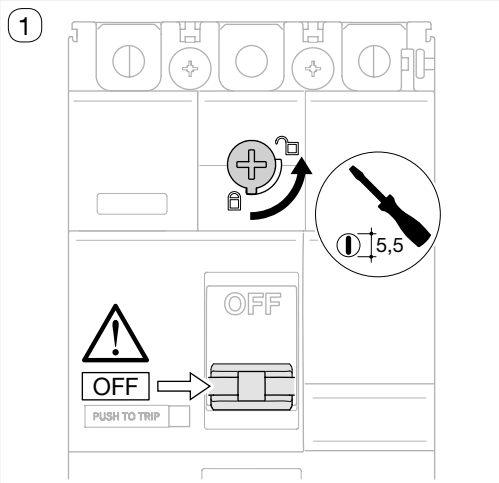

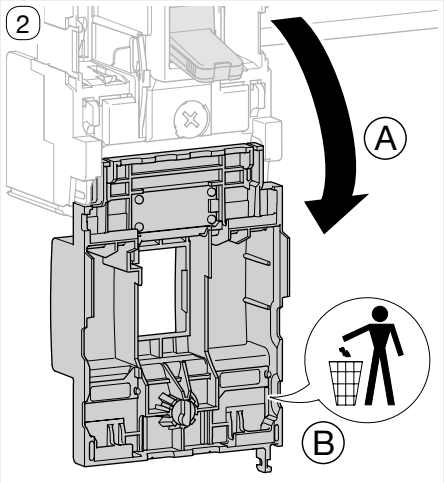

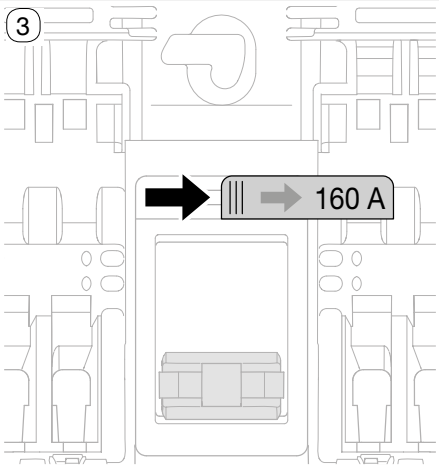

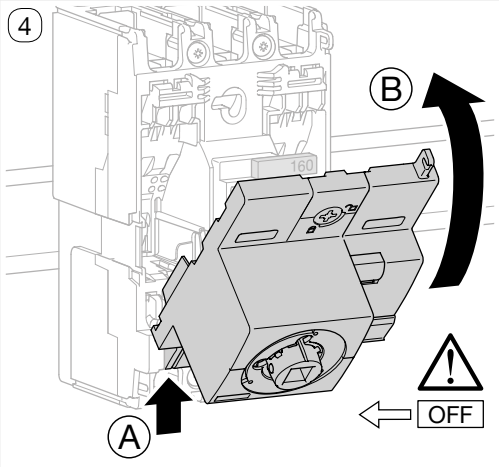

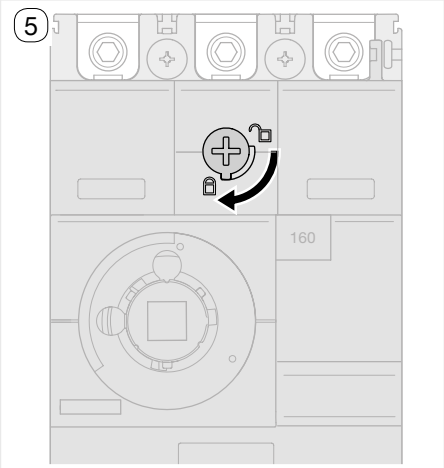

6

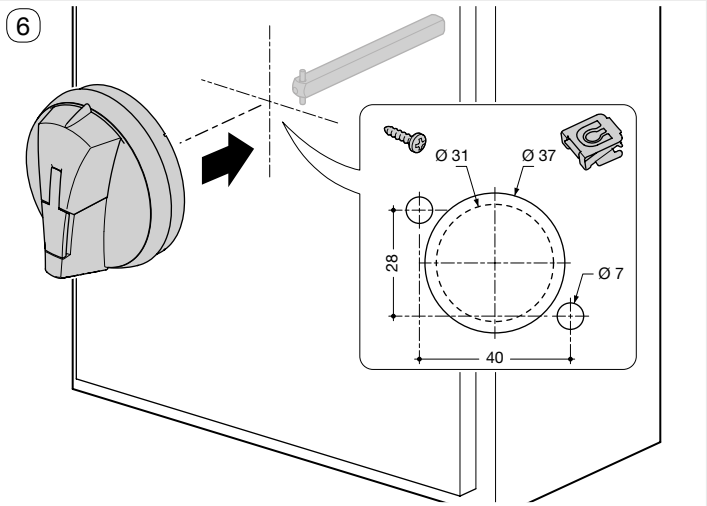

7

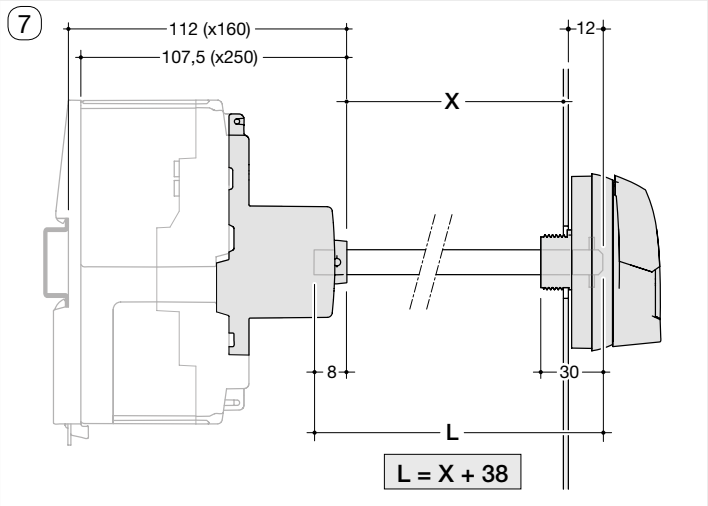

8a

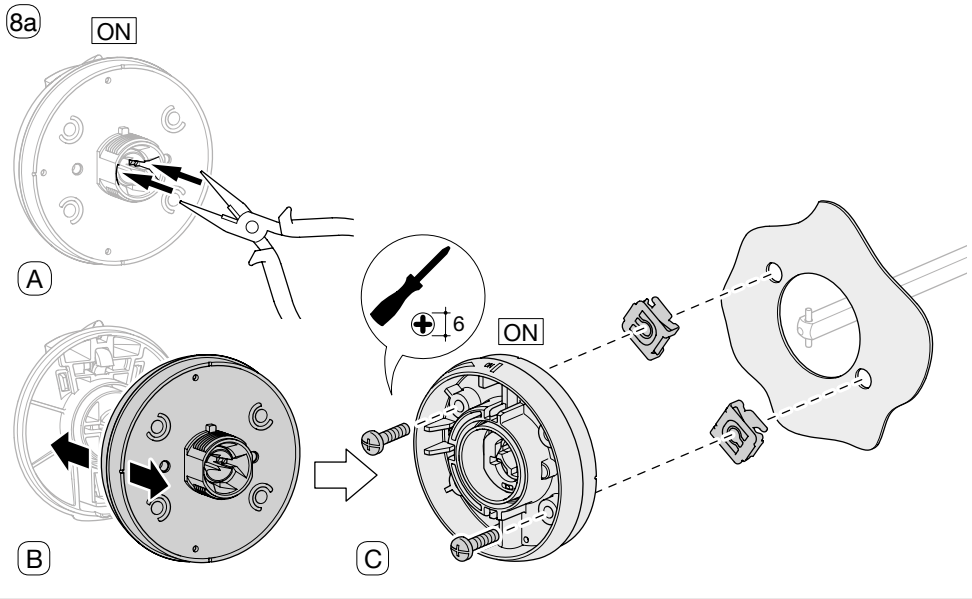

9

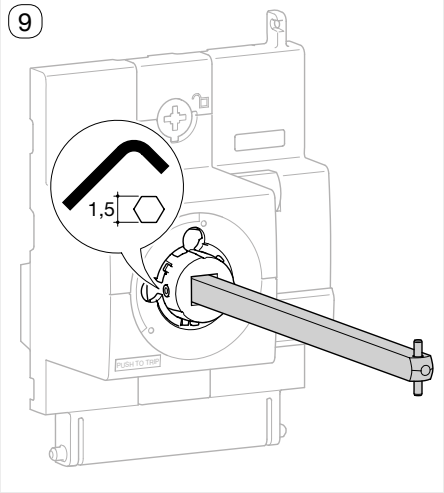

8b

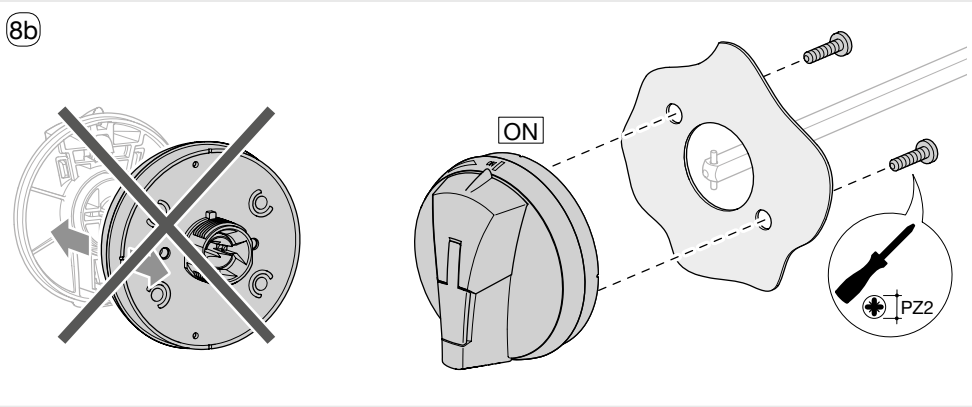

10

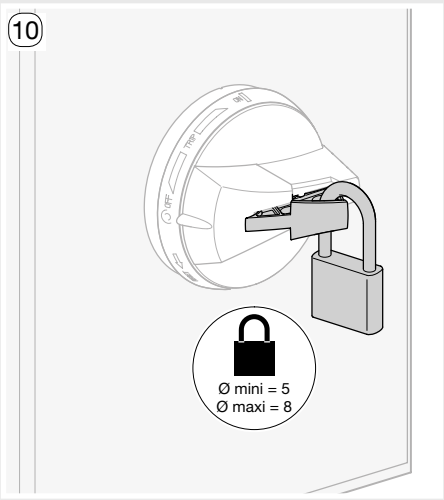

1

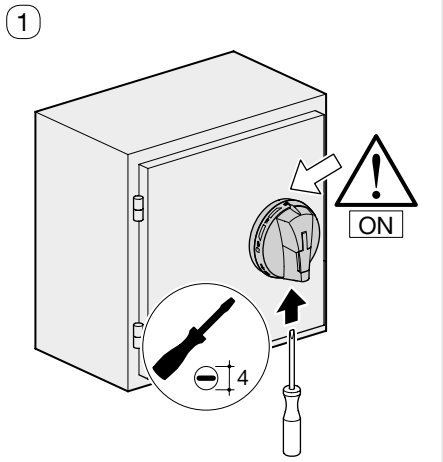

2

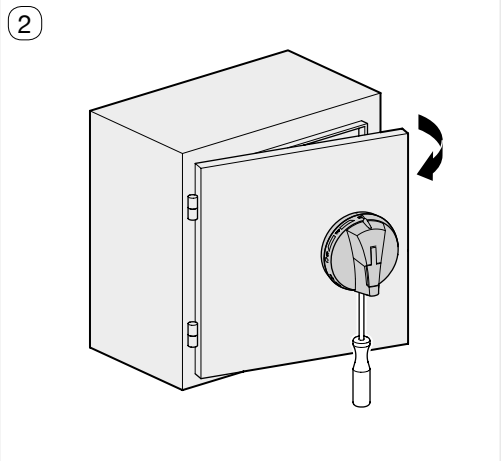

3

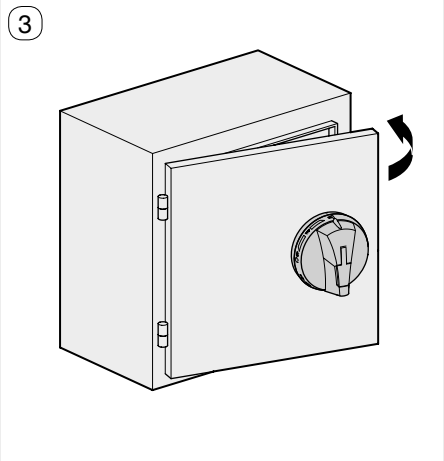

Hager 10.2018