



CHECK-LIST

SAFETY MATS

mail to info@aet.fr

Company : City :
Name : Job :
E-mail : Telephone :

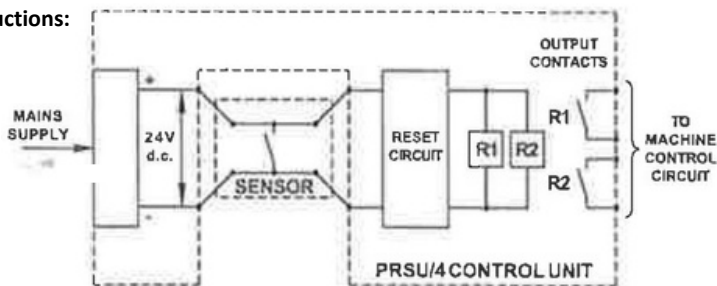
YOUR PROJECT: description of your application.
For any specific shape or if there are several detection zones, please attach a diagram.

REF	CKP	CKP SOLO**	CKP ATEX	CKP IM	CKP MY PRINT	RKPE	ARMOR	DPM
NUMBER OF PIECES								
MATERIAL	KOROSEAL	KOROSEAL	NBR	KOROSEAL	KOROSEAL	SBR (Eurodot profile)	KOROSEAL	ALUMINIUM
COLOUR to select	BLACK YELLOW	BLACK YELLOW	BLACK	BLUE	ALL (Customisation from HD file required)	BLACK	BLACK YELLOW	GREY
LENGTH IN MM (2400 mm max)								
WIDTH IN MM (1200 mm max except RKP 1500 mm)								
POSITION OF THE CABLE								
CABLE LENGTH (2000 mm standard WITHOUT ADDITION)								
CONTROL UNIT	OPTION : PRSU4 , Cat3, Pld	INTEGRATED	MANDATORY : control unit SRUS + Intrinsic safety barrier KFD2 Cat4, Ple	MANDATORY : PRUS/M2SI	OPTION : PRSU4 , Cat3, Pld	OPTION : PRSU4 , Cat3, Pld	OPTION : PRSU4 , Cat3, Pld	OPTION : PRSU4 , Cat3, Pld

- Options:**
- ☐ AE13KIT, mounting fixing kit adjusted for CKP and RKP (angle bracket + mounting edge)
 - ☐ AE18KIT, mounting fixing kit adjusted for ARMOR (angle bracket + mounting edge)
 - ☐ AEC, angle bracket aluminium unit for CKP and RKP
 - ☐ AE13, mounting edge aluminium length 2,5 m for CKP, RKP

Reference code: XXX|XX|XXXX|XXX|XXXXX
Ref | colour | length | width | cables position | cable length

Installation instructions:



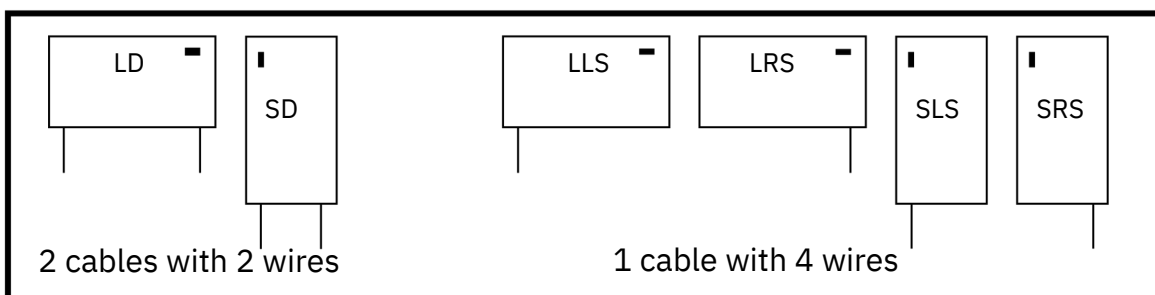


CHECK-LIST

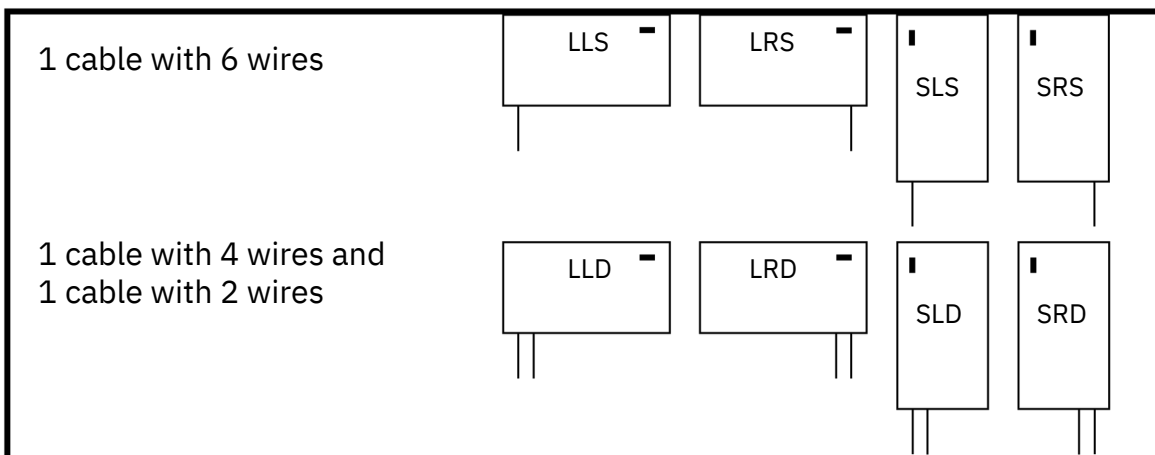
SAFETY MATS

mail to info@aet.fr

*cable position
for CKP, ARMOR,
DPM



**cable position
pour CKP SOLO



Example of connecting 3 mats in series on the same PRSU4 safety relay

