

# RAIL 1 ALLUMAGE 230V (MODÈLE 029)

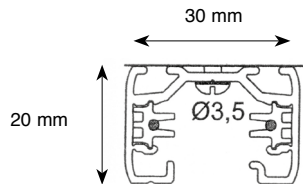


## NOKIA-1 029

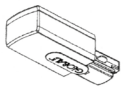
Aluminium. 2 conducteurs 4 mm<sup>2</sup>. 1 neutre/1 phase + terre - 16A, 3,7kW.

⊕ 230V IP20 850°

| Référence | Long. | Couleur | Code        |
|-----------|-------|---------|-------------|
| GB 2100   | 1 m   | blanc   | <b>1645</b> |
| GB 2200   | 2 m   | blanc   | <b>1646</b> |
| GB 2100   | 1 m   | gris    | <b>1613</b> |
| GB 2200   | 2 m   | gris    | <b>1614</b> |
| GB 2100   | 1 m   | noir    | <b>1631</b> |
| GB 2200   | 2 m   | noir    | <b>1632</b> |

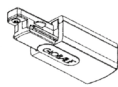


### Alimentation droite



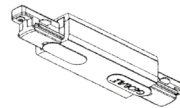
| Coul. | Code        |
|-------|-------------|
| blanc | <b>1647</b> |
| noir  | <b>1615</b> |

### Alimentation gauche



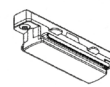
| Coul. | Code        |
|-------|-------------|
| blanc | <b>1648</b> |

### Alimentation centrale



| Coul. | Code        |
|-------|-------------|
| blanc | <b>1649</b> |
| noir  | <b>1616</b> |

### Raccord en ligne



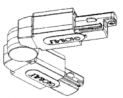
| Coul. | Code        |
|-------|-------------|
| blanc | <b>1650</b> |
| noir  | <b>1617</b> |

### Embout fermeture



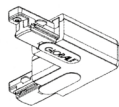
| Coul. | Code        |
|-------|-------------|
| blanc | <b>1657</b> |
| noir  | <b>1620</b> |

### Raccord orientable



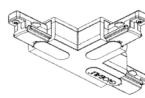
| Coul. | Code        |
|-------|-------------|
| blanc | <b>1651</b> |
| noir  | <b>1618</b> |

### Coude 90° GB 34



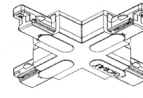
| Coul. | Code        |
|-------|-------------|
| blanc | <b>1652</b> |

### Raccord en T



| Réf. | Code        |
|------|-------------|
| GB37 | <b>1653</b> |
| GB40 | <b>1654</b> |

### Croix GB 38

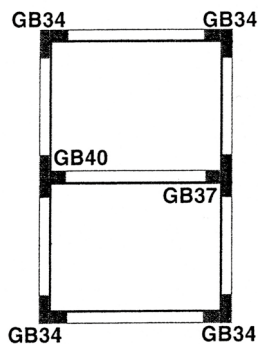


| Coul. | Code        |
|-------|-------------|
| blanc | <b>1655</b> |

### Suspension



| Code        |
|-------------|
| <b>1658</b> |



### Raccord fileté



| Code        |
|-------------|
| <b>1660</b> |

M 10 pas de 1 mm.

### Adaptateur



| Coul. | Code        |
|-------|-------------|
| blanc | <b>1656</b> |
| gris  | <b>1619</b> |
| noir  | <b>1633</b> |