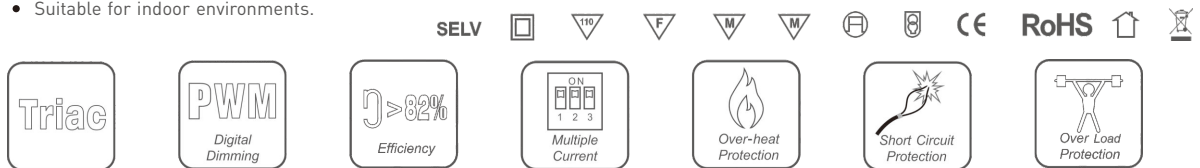


LED Intelligent Driver

1.05~10W 350~700mA 3~24Vdc

- Dimming interface: Triac/ELV.
- PWM digital dimming, no alter LED color rendering index.
- Dimming range: Max. 0.1~100%.
- Multiple current, wide voltage, compatible with a variety of LED lights.
- Short circuit / Over-heat / Over load protection.
- Class 2 power supply. Full protective plastic housing.
- Compliant with Safety Extra Low Voltage standard.
- Suitable for indoor environments.



Main Characteristics

Dimming Interface:	Triac/ELV	Current Accuracy:	±3%
Input Voltage Range:	200-240Vac ±10%	No Load Output Voltage:	28Vdc
Frequency:	50/60Hz	Dimming Range:	Max. 0.1~100%
Input Current:	230Vac ≤ 0.15A	Working Temperature.:	tc: 80°C ta: -30 ~ 55°C
Efficiency:	≥82%	Working Humidity:	20 ~ 95%RH, non-condensing
Inrush Current(typ.):	Cold start 20A at 230Vac	Storage Temp., Humidity:	-40 ~ 80°C, 10-95%RH
Leakage Current:	<0.5mA/230Vac	Temp. Coefficient:	±0.03%/°C(0-50°C)
Operating Voltage:	3-24Vdc	Vibration:	10-500Hz, 2G 12min./1cycle, period for 72min. each along X, Y, Z axes
Output Power:	Max. 10W		

Output Current :	350mA	400mA	450mA	500mA	550mA	600mA	650mA	700mA
Output Voltage :	3-24V	3-24V	3-22V	3-20V	3-18V	3-16V	3-15V	3-14V
Output Power :	1.05-8.4W	1.2-9.6W	1.35-9.9W	1.5-10W	1.65-9.9W	1.8-9.6W	1.95-9.75W	2.1-9.8W

* The dimming range parameters adopted LUTRON[®] dimming system as testing standards. The parameters may differ by using Triac/ELV dimming systems of different brands. We can customize program for clients' high requirements.

Attn: LUTRON[®] is registered trademarks of Lutron Electronics Co., Inc. registered in the U.S. and other countries

Protection

Over-heat Protection:	Shut down the output when PCB temp. ≥110°C, auto recovers when temp. back to normal.
Over Load Protection:	When O/P voltage exceed its range, O/P current declines, auto recovers when the load is reduced.
Short Circuit Protection:	Shut down automatically if short circuit occurs, auto recovers after faulty condition is removed.

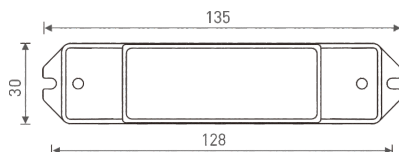
Safety & EMC

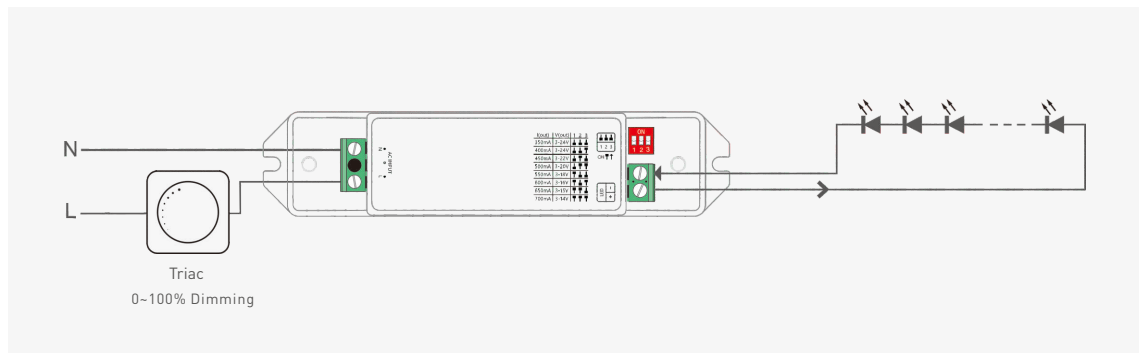
Withstand Voltage:	I/P-O/P: 3750Vac;
Isolation Resistance:	I/P-O/P: 100MΩ/500VDC/25°C/70%RH
Safety Standards:	IEC/EN61347-1, IEC/EN61347-2-13
EMC Emission:	EN55015, EN61000-3-2 Class C, IEC61000-3-3
EMC Immunity:	EN61000-4-2,3,4,5,6,8,11 EN61547

Others

Dimension:	135×30×20mm(L×W×H)
Packing:	140×34×23mm(L×W×H)
Weight(G.W.):	80g±10g

Dimensions





Selecting between ordinary dimmer and dimming system

Ordinary dimmer and dimming system have different dimming precision, precision of dimming system is higher. To meet customers' requirements on perfect dimming effects, we LTECH designed two programme options.



Ordinary dimmer

Method: Turn off the power and then remove the housing of the LED driver to find right component on the PCB.

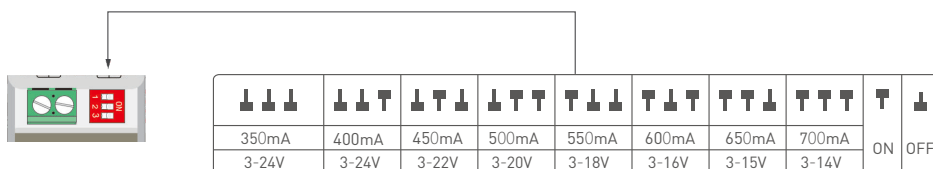
Shift system by selecting different contact pin (For installation professionals use only). Factory default as 1-2 (For ordinary dimmer).



Dimming system

LED Current Selection

The current can be easily configured by choosing the correct combination of the DIP switches (see the table below).



* After current setting by DIP switch, power off and then power on to make the new current effective.

* E.g. LED 3.2V/pcs:

3-24V can power 1-7pcs LEDs in series, 3-14V can power 1-4pcs LEDs in series, the maximum quantity of LEDs in series will be subject to the actual voltage of LED.