

nLLK 15 LED / nLLK 15 V-CG-S LED DALI / nLLM Ex-Linear Light Fittings

Linear Light Fittings with LED Tubes (Zone 2 and 22)

The efficient LED solution for your explosion protected lighting engineering

The series of light fittings nLLK/nLLM 15 LED for Aura UltiLED (Pro) long life LED tubes combines latest lighting engineering with the requirements of harsh and hazardous environments.

The explosion protected luminaires are approved for use in gas- and dust-Ex-areas fulfilling the requirements of the ATEX directive 2014/34/EU.

They are designed and tested according to the latest standards for Ex-equipment for use in Zone 2 gas Ex-areas and Zone 22 of dust Ex-areas.

The nLLK 15 LED luminaires are helping to increase your safety and save energy. The clear energy saving and the higher quality

of lighting are made by use of Aura UltiLED (Pro) long life LED tubes in combination with a special designed electronic driver that will sustainably reduce your cost of operations.

Central controlled emergency lighting systems with V-CG-S

The V-CG-S light fittings can be connected to a CEAG emergency lighting installation with monitoring system.

This means, that the nLLK 15 LED V-CG-S can be integrated as a system light fitting into the practical monitoring system of CEAG group or central battery installations.

Special feature of the nLLK 15 LED V-CG-S: 100 % light output in emergency mode; both LED tubes are on!

Easy and economically to install

The standard single-sided through-wiring architecture in conjunction with the generously large terminal compartment offers a cost efficient installation. Double-sided lock with latch points allows the protective bow to be hingeable on both sides meaning the fitting can be mounted without having to pay attention to which side is the correct side.

DALI light control

The nLLK 15 LED DALI can be individually controlled and dimmed. This light fittings have an integrated DALI interface for the connection of a 2-wire control line.

Options

The series of light fittings nLLK 15 LED optionally is also available with integrated light switch. This switch automatically ensures the all-pole disconnection from mains of the open light fitting.



Features

- Replaceable driver and light source
- Connection to CEAG emergency light monitoring systems possible (V-CG-S)
- Light controlling via DALI interface as option (DALI)
- Cost efficient installation due to single sided through wiring
- Easy maintenance by double sided safety lock
- High lumen output
- High degree of protection IP 66
- Available with safety switch on request

Ordering details

Type	Content	Terminals	Through-wiring single-ended	Through-wiring twin-ended	Cable gland/thread	Threaded plug	Blanking plug	Order No.
nLLK 15 LED 600								
nLLK 15 LED 600 (2 x 8 W)	1/6-1K	1 x 6	x	–	1 x M25, plastic	1 x M 25		1 3475 208 001
nLLK 15 LED 600 (2 x 8 W)	2/6-2K	2 x 6	–	x	2 x M25, plastic	2 x M25	1	1 3475 208 011
nLLK 15 LED 600 (2 x 8 W)	1/6-1M ¹⁾	1 x 6	x	–	2 x M20, metal thread	1 x M20		1 3475 208 021
nLLK 15 LED 600 (2 x 8 W)	2/6-2M ¹⁾	2 x 6	–	x	4 x M20, metal thread	2 x M20		1 3475 208 031
nLLK 15 LED 1200								
nLLK 15 LED 1200 (2 x 17 W / 26 W)	1/6-1K	1 x 6	x	–	1 x M25, plastic	1 x M 25		1 3475 217 001
nLLK 15 LED 1200 (2 x 17 W / 26 W)	2/6-2K	2 x 6	–	x	2 x M25, plastic	2 x M25	1	1 3475 217 011
nLLK 15 LED 1200 (2 x 17 W / 26 W)	1/6-1M ¹⁾	1 x 6	x	–	2 x M20, metal thread	1 x M20		1 3475 217 021
nLLK 15 LED 1200 (2 x 17 W / 26 W)	2/6-2M ¹⁾	2 x 6	–	x	4 x M20, metal thread	2 x M20		1 3475 217 031
nLLK 15 LED 1500								
nLLK 15 LED 1500 (2 x 23 W / 32 W)	1/6-1K	1 x 6	x	–	1 x M25, plastic	1 x M 25		1 3475 223 001
nLLK 15 LED 1500 (2 x 23 W / 32 W)	2/6-2K	2 x 6	–	x	2 x M25, plastic	2 x M25	1	1 3475 223 011
nLLK 15 LED 1500 (2 x 23 W / 32 W)	1/6-1M ¹⁾	1 x 6	x	–	2 x M20, metal thread	1 x M20		1 3475 223 021
nLLK 15 LED 1500 (2 x 23 W / 32 W)	2/6-2M ¹⁾	2 x 6	–	x	4 x M20, metal thread	2 x M20		1 3475 223 031
nLLK 15 LED 1200 V-CG-S								
nLLK 15 LED V-CG-S 1200 (2 x 17 W / 26 W)	1/6-1K	1 x 6	x	–	1 x M25, plastic	1 x M 25		1 3475 217 101
nLLK 15 LED V-CG-S 1200 (2 x 17 W / 26 W)	2/6-2K	2 x 6	–	x	2 x M25, plastic	2 x M25	1	1 3475 217 111
nLLK 15 LED V-CG-S 1200 (2 x 17 W / 26 W)	1/6-1M ¹⁾	1 x 6	x	–	2 x M20, metal thread	1 x M20		1 3475 217 121
nLLK 15 LED V-CG-S 1200 (2 x 17 W / 26 W)	2/6-2M ¹⁾	2 x 6	–	x	4 x M20, metal thread	2 x M20		1 3475 217 131
nLLK 15 LED 1500 V-CG-S								
nLLK 15 LED V-CG-S 1500 (2 x 23 W / 32 W)	1/6-1K	1 x 6	x	–	1 x M25, plastic	1 x M 25		1 3475 223 101
nLLK 15 LED V-CG-S 1500 (2 x 23 W / 32 W)	2/6-2K	2 x 6	–	x	2 x M25, plastic	2 x M25	1	1 3475 223 111
nLLK 15 LED V-CG-S 1500 (2 x 23 W / 32 W)	1/6-1M ¹⁾	1 x 6	x	–	2 x M20, metal thread	1 x M20		1 3475 223 121
nLLK 15 LED V-CG-S 1500 (2 x 23 W / 32 W)	2/6-2M ¹⁾	2 x 6	–	x	4 x M20, metal thread	2 x M20		1 3475 223 131
nLLK 15 LED 600/1200/1500 DALI								
nLLK 15 LED 600 DALI (2 x 8 W)	2/5-25K	2 x 6	x	–	2 x M25, plastic	2 x M25	1	1 3475 208 211
nLLK 15 LED 1200 DALI (2 x 17 W / 26 W)	2/5-25K	2 x 6	–	x	2 x M25, plastic	2 x M25	1	1 3475 217 211
nLLK 15 LED 1500 DALI (2 x 23 W / 32 W)	2/5-25K	2 x 6	x	–	2 x M25, plastic	2 x M25	1	1 3475 223 211
nLLM 15 LED 600/1200								
nLLM 15 LED 600 (2 x 8 W)	1/3-K	1 x 3	–	–	1 x M25, Kunststoff			1 3475 217 401
nLLM 15 LED 1200 (2 x 17 W / 28 W)	1/3-K	1 x 3	–	–	1 x M25, Kunststoff			1 3475 208 401

¹⁾ with metal thread, without cable gland / Metal cable glands see catalogue part 2: 2.3.12 ff

Scope of delivery without lamp and fixing accessories. Please order LED tubes separately.

Ordering details LED Lamps

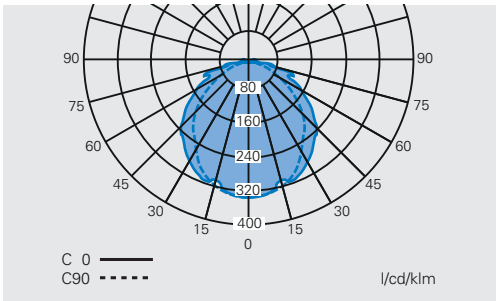


2

Type	Application	Luminous flux	Light colour / CR	Length	Order No.
Aura UltiLED Long Life (G4) 840 8 W	nLLK 15 LED 600	1,100 lm	4,000 K / R _a 80	600 mm	3 2475 902 002
Aura UltiLED Long Life (G4) 840 17 W	nLLK 15 LED 1200	2,220 lm	4,000 K / R _a 80	1,200 mm	3 2475 902 004
Aura UltiLED Long Life (G4) 840 23 W	nLLK 15 LED 1500	3,000 lm	4,000 K / R _a 80	1,500 mm	3 2475 902 006
Aura UltiLED Pro Long Life (G3) 840 26 W	nLLK 15 LED 1200	3,800 lm	4,000 K / R _a 80	1,200 mm	3 2475 902 102
Aura UltiLED Pro Long Life (G3) 850 26 W	nLLK 15 LED 1200	3,950 lm	5,000 K / R _a 80	1,200 mm	3 2475 902 103
Aura UltiLED Pro Long Life (G3) 840 32 W	nLLK 15 LED 1500	4,750 lm	4,000 K / R _a 80	1,500 mm	3 2475 902 105
Aura UltiLED Pro Long Life (G3) 850 32 W	nLLK 15 LED 1500	4,900 lm	5,000 K / R _a 80	1,500 mm	3 2475 902 106

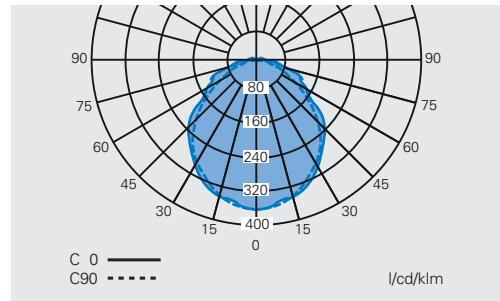
Polar curve

nLLK 15 LED 600 / DALI
nLLK 15 LED V-CG-S 600



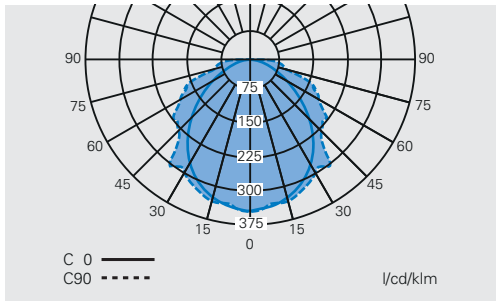
Polar curve

nLLK 15 LED 1200 / 1500 / DALI
nLLK 15 LED V-CG-S 1200/1500



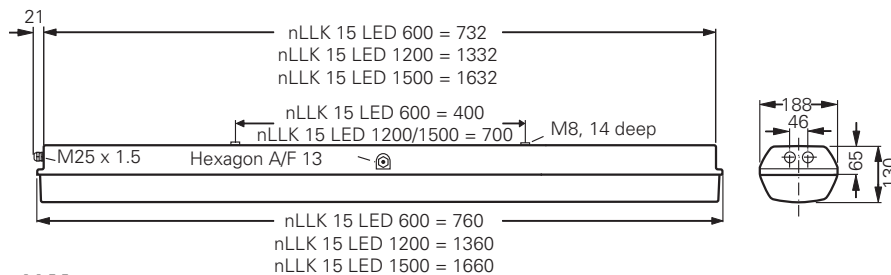
Polar curve

nLLK 15 LED 1200 / 1500 Pro
nLLK 15 LED V-CG-S 1200/1500 Pro

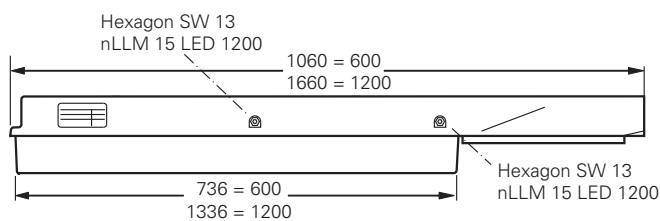


Dimension drawing

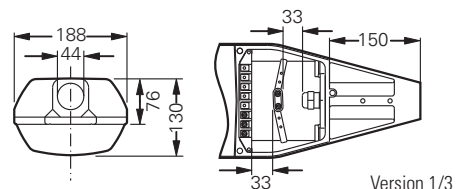
nLLK 15...



nLLM 15...



nLLM 15...



Dimensions in mm



Technical data

nLLK/nLLM 15 LED 600 / nLLK 15 LED 600 DALI

EC-Declaration of conformity	CCH 15 ATEX 1044
Marking accd. to 2014/34/EU and 2014/34/EU	Ⓜ II 3 G Ex ec IIC T4 Gc Ⓜ II 3 D Ex tc IIIC T80 °C Dc
Permissible ambient temperature	-25 °C up to +50 °C (+55 °C on request)
Lifetime electronic driver	>160,000 h @ 25 °C
Lifetime LED tubes	L80/B10 >58,000 h @ 25 °C
IK-class according to IEC/EN 62262	IK 10 ± 20 J
Rated voltage	220 - 240 V AC / DC
Rated current	0.088 A
Rated power consumption	18.2 W
Frequency	0/50 - 60 Hz
Power factor cos φ	≥ 0.90
Circuit	Electronic driver
Protection class	I
Lamp / Illuminant	2 x Aura UltiLED long life 8 W
Light output ratio	83,9 %
Rated luminous flux of the luminaire	1845 lm ¹⁾
Light output in emergency mode	-
Lamp cap	G5 accord. IEC 60061-1
Dimensions (L x W x H)	760 x 188 x 130 mm (nLLK) / 760 x 188 x 130 (nLLM)
Connecting terminals	L, L1, L2, L3, N, PE screw-type terminals max. 6 mm ² single wire
Enclosure colour	RAL 7035 light grey
Enclosure material	Glass-fibre reinforced polyester
Weight	3.6 kg
Cable glands / gland plates / enclosure drilling	Ex e cable glands M 25 x 1.5 (plastic) optional M 20 x 1.5 metal thread ²⁾
Degree of protection accd. to EN 60529	IP66
Protective cover / protective bowl	Polycarbonate

¹⁾ please order the lamps separately

²⁾ with dustcover if entry/thread is not closed



Technical data

	nLLK/nLLM 15 LED 1200 / nLLK 15 LED 1200 DALI	nLLK 15 LED V-CG-S 1200
EC-Declaration of conformity	CCH 15 ATEX 1044	CCH 15 ATEX 1044
Marking accord. to 2014/34/EU and 2014/34/EU	⊕ II 3 G Ex ec IIC T4 Gc ⊕ II 3 D Ex tc IIIC T80 °C Dc	⊕ II 3 G Ex ec mb ib IIC T4 Gc ⊕ II 3 D Ex tc IIIC T80 °C Dc
Permissible ambient temperature	-25 °C up to +45 °C	-25 °C up to +40 °C
Lifetime electronic driver	>100,000 h @ 25 °C	>100,000 h @ 25 °C
Lifetime LED tubes	L80/B10 >58,000 h @ 25 °C	L80/B10 >58,000 h @ 25 °C
IK-class according to IEC/EN 62262	IK 10 ± 20 J	IK 10 ± 20 J
Rated voltage	220 - 240 V AC / DC	220 - 240 V AC / DC
Rated current	0.176 A / 0.264 A (Pro)	0.188 A / 0.276 A (Pro)
Rated power consumption	36.5 W / 54.5 W (Pro)	39 W / 57 W (Pro)
Frequency	0/50 - 60 Hz	0/50 - 60 Hz
Power factor cos φ	≥ 0.90	≥ 0.90
Circuit	Electronic driver	Electronic driver
Protection class	I	I
Lamp / Illuminant	2 x Aura UltiLED long life 17 W or 2 x Aura UltiLED Pro long life 26 W ¹⁾	2 x Aura UltiLED long life 17 W or 2 x Aura UltiLED Pro long life 26 W ¹⁾
Light output ratio	86,4 %	86,4 %
Rated luminous flux of the luminaire	3.800 lm / 6.400 lm (Pro)	3.800 lm / 6.400 lm (Pro)
Light output in emergency mode	-	100 %
Lamp cap	G5 accord. IEC 60061-1	G5 accord. IEC 60061-1
Dimensions (L x W x H)	1360 x 188 x 130 mm (nLLK) / 1360 x 188 x 130 (nLLM)	1360 x 188 x 130 mm
Connecting terminals	L, L1, L2, L3, N, PE screw-type terminals max. 6 mm ² single wire	L, L1, L2, L3, N, PE screw-type terminals max. 6 mm ² single wire
Enclosure colour	RAL 7035 light grey	RAL 7035 light grey
Enclosure material	Glass-fibre reinforced polyester	Glass-fibre reinforced polyester
Weight	5.8 kg	6.2 kg
Cable glands / gland plates / enclosure drilling	Ex e cable glands M 25 x 1.5 (plastic) optional M 20 x 1.5 metal thread ²⁾	Ex e cable glands M 25 x 1.5 (plastic) optional M 20 x 1.5 metal thread ²⁾
Degree of protection accord. to EN 60529	IP66	IP66
Protective cover / protective bowl	Polycarbonate	Polycarbonate

¹⁾ please order the lamps separately²⁾ with dustcover if entry/thread is not closed



Technical data

	nLLK 15 LED 1500 / nLLK 15 LED 1500 DALI	nLLK 15 LED V-CG-S 1500
EC-Declaration of conformity	CCH 15 ATEX 1044	CCH 15 ATEX 1044
Marking accd. to 2014/34/EU and 2014/34/EU	Ⓜ II 3 G Ex ec IIC T4 Gc Ⓜ II 3 D Ex tc IIIC T80 °C Dc	Ⓜ II 3 G Ex ec mb ib IIC T4 Gc Ⓜ II 3 D Ex tc IIIC T80 °C Dc
Permissible ambient temperature	-25 °C up to +45 °C	-25 °C up to +40 °C
Lifetime electronic driver	>100,000 h @ 25 °C	>100,000 h @ 25 °C
Lifetime LED tubes	L80/B10 >58,000 h @ 25 °C	L80/B10 >58,000 h @ 25 °C
IK-class according to IEC/EN 62262	IK 10 \pm 20 J	IK 10 \pm 20 J
Rated voltage	220 - 240 V AC / DC	220 - 240 V AC / DC
Rated current	0.237 A / 0.323 A (Pro)	0.249 A / 0.335 A (Pro)
Rated power consumption	49 W / 67 W (Pro)	51.5 W / 69.5 W (Pro)
Frequency	0/50 - 60 Hz	0/50 - 60 Hz
Power factor cos ϕ	\geq 0.90	\geq 0.90
Circuit	Electronic driver	Electronic driver
Protection class	I	I
Lamp / Illuminant	2 x Aura UltiLED long life 23 W or 2 x Aura UltiLED Pro long life 32 W ¹⁾	2 x Aura UltiLED long life 23 W or 2 x Aura UltiLED Pro long life 32 W ¹⁾
Light output ratio	86,4 %	86,4 %
Rated luminous flux of the luminaire	5.200 lm / 7.800 lm (Pro)	5.200 lm / 7.800 lm (Pro)
Light output in emergency mode	-	100 %
Lamp cap	G5 accord. IEC 60061-1	G5 accord. IEC 60061-1
Dimensions (L x W x H)	1360 x 188 x 130 mm	1360 x 188 x 130 mm
Connecting terminals	L, L1, L2, L3, N, PE screw-type terminals max. 6 mm ² single wire	L, L1, L2, L3, N, PE screw-type terminals max. 6 mm ² single wire
Enclosure colour	RAL 7035 light grey	RAL 7035 light grey
Enclosure material	Glass-fibre reinforced polyester	Glass-fibre reinforced polyester
Weight	7.3 kg	7.7 kg
Cable glands / gland plates / enclosure drilling	Ex e cable glands M 25 x 1.5 (plastic) optional M 20 x 1.5 metal thread ²⁾	Ex e cable glands M 25 x 1.5 (plastic) optional M 20 x 1.5 metal thread ²⁾
Degree of protection accd. to EN 60529	IP66	IP66
Protective cover / protective bowl	Polycarbonate	Polycarbonate

¹⁾ please order the lamps separately

²⁾ with dustcover if entry/thread is not closed