



Plug



Wall socket

Technical data

Ex-plugs and receptacles acc. to IEC 60309-1/2

Marking accd. to 2014/34/EU	⊕ II 2 G Ex de IIC T6 / ⊕ II 2 D Ex tD A21 IP66 T80 °C
EC-Type Examination Certificate	PTB 01 ATEX 1069
IECEX Certificate of Conformity	IECEX BK1 04.0005
Marking accd. to IECEx	Ex ed IIC T6
Permissible ambient temperature	-20 °C to + 40 °C ¹⁾
Rated voltage	690 V
Rated current	125 A
Frequency	up to 400 Hz
Rated making / Rated breaking capacity AC-3 accd. EN 60947-3	Ue 690 V / Ie 125 A
External back up fuse	without therm. protection: 125 A with therm. protection: 160 A gG (rated current 125 A set to)
Protection class	I
Degree of protection accd. to EN 60529	IP66
Enclosure colour	black

Wall socket

Cable entry/enclosure drilling	1 x M63 cable gland, 1 x M63 plastic Ex-screw plug or 2 x M50 metal thread with 2 plastic Ex-screw plug
Connecting terminals	2 x 4 - 70 mm ² / with ring cable lug ²⁾ 1 x 120 mm ²
Enclosure material	glass-fibre reinforced polyester

Plug

Cable entry	Ø 31 - 55 mm
Connecting terminals	1 x 4 - 35 mm ² / with pin cable lug ³⁾ 1 x 50 mm ²
Enclosure material	Polyamide

¹⁾ extended temperature range on request

²⁾ use supplied cable lugs

³⁾ see accessories

Details for used cable glands see pages 2.3.ff

Ex-plugs and receptacles 125 A 4/5-pole up to 690 V

1



Wall socket








Plug



Plug cap

Ordering details

Voltage	h	Type	Aux. contact	Cable entry	Weight approx.	Order No.
Type 125 A 4-pole						
200-250 V		Wall socket	–	KU	12.3 kg	GHG 515 4409 R0001
		Wall socket	–	ME	12.5 kg	GHG 515 4409 R3001
		Wall socket	yes	KH	12.5 kg	GHG 515 4409 R0501
		Plug			1.5 kg	GHG 515 7409 R0001
380-415 V		Wall socket	–	KU	12.3 kg	GHG 515 4406 R0001
		Wall socket	–	ME	12.5 kg	GHG 515 4406 R3001
		Wall socket	yes	KH	12.5 kg	GHG 515 4406 R0501
		Wall socket	–	GM	8.2 kg	GHG 515 4406 R3003
		Plug			1.5 kg	GHG 515 7406 R0001
480-500 V		Wall socket	–	KU	12.3 kg	GHG 515 4407 R0001
		Wall socket	–	ME	12.5 kg	GHG 515 4407 R3001
		Wall socket	yes	KH	12.5 kg	GHG 515 4407 R0501
		Wall socket	–	GM	8.2 kg	GHG 515 4407 R3002
		Plug			1.5 kg	GHG 515 7407 R0001
600-690 V		Wall socket	–	KU	12.3 kg	GHG 515 4405 R0001
		Wall socket	–	ME	12.5 kg	GHG 515 4405 R3001
		Wall socket	yes	KH	12.5 kg	GHG 515 4405 R0501
		Wall socket	–	GM	8.2 kg	GHG 515 4405 R3002
		Plug			1.5 kg	GHG 515 7405 R0001
Type 125 A 5-pole						
200-250 V		Wall socket	–	KU	13.0 kg	GHG 515 4506 R0001
380-415 V		Wall socket	–	ME	13.2 kg	GHG 515 4506 R3001
		Wall socket	yes	KH	13.2 kg	GHG 515 4506 R0501
		Wall socket	–	GM	8.2 kg	GHG 515 4506 R3005
		Plug			1.2 kg	GHG 515 7506 R0001

Accessories

Type	OU	Order No.
Plug cap 4-pole/5-pole	1	GHG 510 1901 R0007
Set of ring cable lug 70/120 mm ² for wall socket (je 4 + 1 pcs.)	1	GHG 260 1911 R0004
Set of cable lugs 50 mm ² (5 pcs., for plug)	5	GHG 510 1916 R0002

Other voltage ranges and versions available on request

KU = 1 x plastic cable glands M63, 1 x M40 plastic Ex-screw plug

KH = 1 x plastic cable glands M63, 1 x plastic cable glands M25, with aux. contact

ME = 2 x metal thread M50 with plastic Ex-screw plug

GM = 2 x metal thread M50 with screw plug, with external earth bolt M8



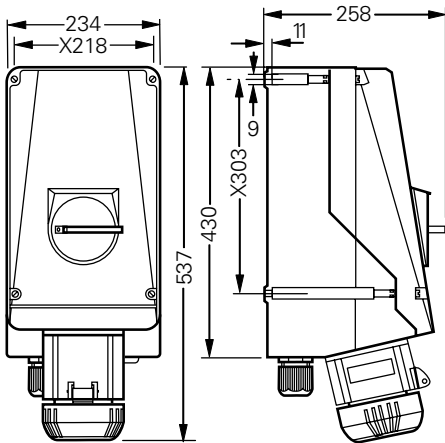
Plug



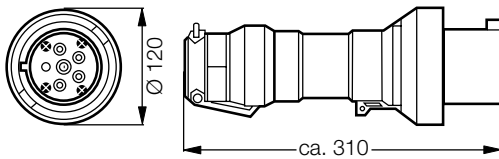
Wall socket

1

Dimension drawing | Wiring diagram



Wall socket 4/5-pole



Plug 4/5-pole

X = fixing dimensions

