

## GHG 635-12 Ex-manual motor starters



GHG 635-12



Panel mounting

### Technical data

#### Ex-manual motor starter GHG 635-12

Marking accd. to 2014/34/EU	⊕ II 2 G Ex d IIC T6 / ⊕ II 2 D Ex tD A21 IP66 T80 °C
EC-Type Examination Certificate	PTB 05 ATEX 1020
Permissible ambient temperature	-20 °C up to +40 °C
Rated voltage	up to max. 690 V
Rated current	0.1 up to 16 A
Frequency	50/60 Hz
Rated making/breaking capacity AC-3 accd. EN 60947-3-4-1	$U_e$ 650 V / $I_e$ 16 A
Rated voltage undervoltage trip	400 V 50/60 Hz (Standard version) 440 V / 500 V / 24 V / 48 V / 60 V on request tripping at 35 % – 70 % $U_c$
Undervoltage trip	can be switched on at $U > 85 \% U_c$
Back-up fuse	up to 400 V AC short circuit proof up to 50 kA up to 6.3 A; 30 kA up to 16 A
Thermal tripping characteristic	T II
Protection class	I
Degree of protection accd. to EN 60529	IP66
Connecting cable	H07RN-F (standard 3 m, other length on request)
Weight	1 kg (without cable)
Enclosure material	glass-fibre reinforced polyamide
Enclosure colour	black
Padlocking facility	can be locked in OFF position with 3 commercially available padlocks (Ø max. 6 mm)

### Short-circuit protection up to 100 kA and maximum backup fuse

Setting range	230 V AC		400 V AC		500 V AC		690 V AC	
	Ics	gG, aM	Ics	gG, aM	Ics	gG, aM	Ics	gG, aM
0.1 A ... 0.16 A								
0.16 A ... 0.25 A								
0.25 A ... 0.40 A								
0.40 A ... 0.63 A								
0.63 A ... 1.0 A								
1.0 A ... 1.6 A		short-circuit no backup-fuse required up to $I_{cc} = 50$ A						
1.6 A ... 2.5 A							40 kA	25 A
2.5 A ... 4.0 A							10 kA	40 A
4.0 A ... 6.3 A					40 kA	50 A	7 kA	40 A
6.3 A ... 9.0 A					30 kA	80 A	5 kA	50 A
9.0 A ... 12.5 A				27 kA	80 A	4.5 kA	50 A	
12.5 A ... 16.0 A				25 kA	100 A	4 kA	50 A	

Customized version on request



**Panel mounting**



**with mounting plate**



**GHG 635-12**

**Ordering details**

Setting range	undervoltage trip	Cord length	Order No.
<b>Ex-manual motor starter GHG 635-12</b>			
0.1 - 0.16 A	no	2 x 3 m	<b>GHG 635 1200 R0001</b>
	400 V	2 x 3 m	<b>GHG 635 1220 R0001</b>
0.16 - 0.25 A	no	2 x 3 m	<b>GHG 635 1200 R0002</b>
	400 V	2 x 3 m	<b>GHG 635 1220 R0002</b>
0.25 - 0.40 A	no	2 x 3 m	<b>GHG 635 1200 R0003</b>
	400 V	2 x 3 m	<b>GHG 635 1220 R0003</b>
0.40 - 0.63 A	no	2 x 3 m	<b>GHG 635 1200 R0004</b>
	400 V	2 x 3 m	<b>GHG 635 1220 R0004</b>
0.63 - 1.0 A	no	2 x 3 m	<b>GHG 635 1200 R0005</b>
	400 V	2 x 3 m	<b>GHG 635 1220 R0005</b>
1.0 - 1.6 A	no	2 x 3 m	<b>GHG 635 1200 R0006</b>
	400 V	2 x 3 m	<b>GHG 635 1220 R0006</b>
1.6 - 2.5 A	no	2 x 3 m	<b>GHG 635 1200 R0007</b>
	400 V	2 x 3 m	<b>GHG 635 1220 R0007</b>
2.5 - 4.0 A	no	2 x 3 m	<b>GHG 635 1200 R0008</b>
	400 V	2 x 3 m	<b>GHG 635 1220 R0008</b>
4.0 - 6.3 A	no	2 x 3 m	<b>GHG 635 1200 R0009</b>
	400 V	2 x 3 m	<b>GHG 635 1220 R0009</b>
6.3 - 9 A	no	2 x 3 m	<b>GHG 635 1200 R0010</b>
	400 V	2 x 3 m	<b>GHG 635 1220 R0010</b>
9 - 12.5 A	no	2 x 3 m	<b>GHG 635 1200 R0011</b>
	400 V	2 x 3 m	<b>GHG 635 1220 R0011</b>
12.5 - 16 A	no	2 x 3 m	<b>GHG 635 1200 R0012</b>
	400 V	2 x 3 m	<b>GHG 635 1220 R0012</b>

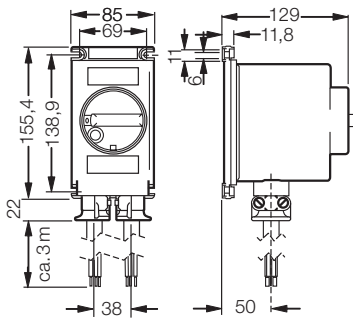
## GHG 635 Ex-manual motor starters



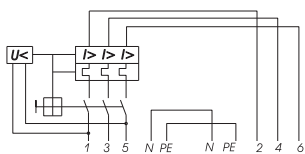
### Accessories

Type	Application	Order No.
5 <b>Mounting plate Ex-manual motor starter GHG 635-12</b>		
Mounting plate	Mounting plate for pipe mounting (1" or 2") and square profile 41 x 41 mm or U-profile 60 x 40 mm incl. snap-on fixing clips	<b>GHG 630 1926 R0001</b>
Screws size 1	5 self-tapping screws for panel mounting 1 - 2 mm wall thickness	<b>GHG 630 1925 R0001</b>
Screws size 2	5 self-tapping screws for panel mounting 2 - 3 mm wall thickness	<b>GHG 630 1925 R0002</b>

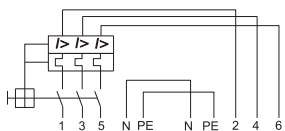
### Dimension drawing Wiring diagram



GHG 635-12



with undervoltage trip



without undervoltage trip

