


Instrucciones de montaje de: REFLECTOR para luminaria tipo AB 12
Assembly instructions : REFLECTOR for luminarie type AB12


Componentes:
Components:



Luminaria / **Luminaire**




Reflector / **Reflector**



Tornilleria / **Set screws**

1º


Quitar protector bandeja INOX.
Remove stainless plate protective film.



2º

Fijar Reflector con:
4 Tornillos cilíndricos M4 x 10, DIN84.
4 Arandelas planas M4, DIN125.
4 Arandelas dentadas M4, DIN6798 M4.

Set the reflector with:
4 Slotted head screw DIN84, M4x10.
4 Plain washer DIN125, M4.
4 Serrated lock washer DIN6798, M4.



Cooper Crouse-Hinds, S.A.