



ENERG


енергия · ενεργεια

Y IJA
IE IA



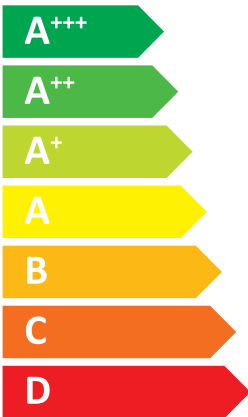
Indoor unit
Outdoor unit

E*SD-****D
PUZ-SWM80VAA



55 °C

35 °C



A++

A+++

41 dB

54 dB

■ 08
■ **08**
■ 08
kW

■ 08
■ **08**
■ 08
kW

2019

811/2013



PRODUCT FICHE

Mitsubishi Electric Erp Directive Related Product Information: erp.mitsubishielectric.eu/erp
Details and precautions on installation, maintenance and assembly can be found in the installation and/or operation manuals.
This information is based on EU regulation No 811/2013 and No 813/2013.

DG79A02MH01

Table 1: SPACE HEATER. Columns: Outdoor unit, Indoor unit, Medium-temperature application (3-25), For low-temperature application (4-25). Rows: PUZ-SWM60VAA, PUZ-SWM80VAA, PUZ-SWM80YAA, PUZ-SWM100VAA, PUZ-SWM100YAA, PUZ-SWM120VAA, PUZ-SWM120YAA, PUZ-SWM140VAA, PUZ-SWM140YAA, PUZ-SWM80VAA, PUZ-SWM80YAA, PUZ-SWM100VAA, PUZ-SWM100YAA, PUZ-SWM120VAA, PUZ-SWM120YAA, PUZ-SWM140VAA, PUZ-SWM140YAA.

Table 2: COMBINATION HEATER. Columns: Outdoor unit, Indoor unit, Medium-temperature application (3-25), For low-temperature application (4-25). Rows: PUZ-SWM60VAA, PUZ-SWM80VAA, PUZ-SWM80YAA, PUZ-SWM100VAA, PUZ-SWM100YAA, PUZ-SWM120VAA, PUZ-SWM120YAA, PUZ-SWM140VAA, PUZ-SWM140YAA, PUZ-SWM80VAA, PUZ-SWM80YAA, PUZ-SWM100VAA, PUZ-SWM100YAA, PUZ-SWM120VAA, PUZ-SWM120YAA, PUZ-SWM140VAA, PUZ-SWM140YAA.

English	German	French	Italian	Spanish
Nederlands	Svenska	Dansk	Português	Eλληνικά
suomi	Čeština	Български	Polski	Ελληνικά
Outdoor unit	Außengerät	unité extérieure	unità esterna	unidad exterior
1	Utlomsenhet	Utenlands enhed	jednostka zewnętrzna	Εξωτερική μονάδα
Ulkokeskus	Vonkomsenhout	Внешний блок	unità interna	unidad interior
2	Indoor unit	Indetens enhed	intake interior	Εσωτερική μονάδα
Sisäyksykki	Innengerät	Indetenss yksikö	intake exterior	Εξωτερική μονάδα
3	Medium-temperature application	Медийтемпературная	le applicazon a media temperatura	la aplicación de media temperatura
Медийтемпературный-овлажнение	Медийтемпературanwendung	мидийтемпературна	a applicazon a media temperata	la aplicación de media temperatura
4	Low-temperature application	Нидейтемпературная	le applicazon a bassa temperatura	la aplicación de baja temperatura
Нидейтемпературный-овлажнение	Niedertemperaturanwendung	нидейтемпературна	a applicazon a bassa temperata	la aplicación de baja temperatura
5	Deceased lead profile	Изгоставен профил	a applicazon a l'alta temperatura	la aplicación de alta temperatura
Смрнувен сарвадсфронт	Aufgestoßene Leiseprofil	Изгоставен профил	profilo di carico dichiarato	perfil de carga declarado
6	Seasonal space heating energy efficiency class	Декларован забргову профил	Profili de carico dichiarati	Декларован профил
Сезоннай спаци хитинг енергидеффидиенс класс	Declarovány zábrgový profil	Объявлен товарный профиль	Profili di carico dichiarati	Perfil de carga declarado
7	Water heating energy efficiency class	Декларован забргову профил	Profili de carico dichiarati	Декларован профил
Водяной хитинг енергидеффидиенс класс	Declarovány zábrgový profil	Объявлен товарный профиль	Profili di carico dichiarati	Perfil de carga declarado
8	Rated heat output under average climate conditions	Декларован забргову профил	Profili de carico dichiarati	Декларован профил
Рейтэд хит оутпут ундер авейрад климат сандишнс	Declarovány zábrgový profil	Объявлен товарный профиль	Profili di carico dichiarati	Perfil de carga declarado
9	For water heating, annual electricity consumption under average climate conditions	Декларован забргову профил	Profili de carico dichiarati	Декларован профил
Фор ватер хитинг, аннуэл електрик консумпшн ундер авейрад климат сандишнс	Declarovány zábrgový profil	Объявлен товарный профиль	Profili di carico dichiarati	Perfil de carga declarado
10	For water heating, annual electricity consumption under average climate conditions	Декларован забргову профил	Profili de carico dichiarati	Декларован профил
Фор ватер хитинг, аннуэл електрик консумпшн ундер авейрад климат сандишнс	Declarovány zábrgový profil	Объявлен товарный профиль	Profili di carico dichiarati	Perfil de carga declarado
11	For water heating, annual electricity consumption under average climate conditions	Декларован забргову профил	Profili de carico dichiarati	Декларован профил
Фор ватер хитинг, аннуэл електрик консумпшн ундер авейрад климат сандишнс	Declarovány zábrgový profil	Объявлен товарный профиль	Profili di carico dichiarati	Perfil de carga declarado
12	For water heating, annual electricity consumption under average climate conditions	Декларован забргову профил	Profili de carico dichiarati	Декларован профил
Фор ватер хитинг, аннуэл електрик консумпшн ундер авейрад климат сандишнс	Declarovány zábrgový profil	Объявлен товарный профиль	Profili di carico dichiarati	Perfil de carga declarado
13	For water heating, annual electricity consumption under average climate conditions	Декларован забргову профил	Profili de carico dichiarati	Декларован профил
Фор ватер хитинг, аннуэл електрик консумпшн ундер авейрад климат сандишнс	Declarovány zábrgový profil	Объявлен товарный профиль	Profili di carico dichiarati	Perfil de carga declarado
14	For water heating, annual electricity consumption under average climate conditions	Декларован забргову профил	Profili de carico dichiarati	Декларован профил
Фор ватер хитинг, аннуэл електрик консумпшн ундер авейрад климат сандишнс	Declarovány zábrgový profil	Объявлен товарный профиль	Profili di carico dichiarati	Perfil de carga declarado
15	For water heating, annual electricity consumption under average climate conditions	Декларован забргову профил	Profili de carico dichiarati	Декларован профил
Фор ватер хитинг, аннуэл електрик консумпшн ундер авейрад климат сандишнс	Declarovány zábrgový profil	Объявлен товарный профиль	Profili di carico dichiarati	Perfil de carga declarado
16	For water heating, annual electricity consumption under average climate conditions	Декларован забргову профил	Profili de carico dichiarati	Декларован профил
Фор ватер хитинг, аннуэл електрик консумпшн ундер авейрад климат сандишнс	Declarovány zábrgový profil	Объявлен товарный профиль	Profili di carico dichiarati	Perfil de carga declarado
17	For water heating, annual electricity consumption under average climate conditions	Декларован забргову профил	Profili de carico dichiarati	Декларован профил
Фор ватер хитинг, аннуэл електрик консумпшн ундер авейрад климат сандишнс	Declarovány zábrgový profil	Объявлен товарный профиль	Profili di carico dichiarati	Perfil de carga declarado
18	For water heating, annual electricity consumption under average climate conditions	Декларован забргову профил	Profili de carico dichiarati	Декларован профил
Фор ватер хитинг, аннуэл електрик консумпшн ундер авейрад климат сандишнс	Declarovány zábrgový profil	Объявлен товарный профиль	Profili di carico dichiarati	Perfil de carga declarado
19	For water heating, annual electricity consumption under average climate conditions	Декларован забргову профил	Profili de carico dichiarati	Декларован профил
Фор ватер хитинг, аннуэл електрик консумпшн ундер авейрад климат сандишнс	Declarovány zábrgový profil	Объявлен товарный профиль	Profili di carico dichiarati	Perfil de carga declarado
20	For water heating, annual electricity consumption under average climate conditions	Декларован забргову профил	Profili de carico dichiarati	Декларован профил
Фор ватер хитинг, аннуэл електрик консумпшн ундер авейрад климат сандишнс	Declarovány zábrgový profil	Объявлен товарный профиль	Profili di carico dichiarati	Perfil de carga declarado
21	For water heating, annual electricity consumption under average climate conditions	Декларован забргову профил	Profili de carico dichiarati	Декларован профил
Фор ватер хитинг, аннуэл електрик консумпшн ундер авейрад климат сандишнс	Declarovány zábrgový profil	Объявлен товарный профиль	Profili di carico dichiarati	Perfil de carga declarado
22	For water heating, annual electricity consumption under average climate conditions	Декларован забргову профил	Profili de carico dichiarati	Декларован профил
Фор ватер хитинг, аннуэл електрик консумпшн ундер авейрад климат сандишнс	Declarovány zábrgový profil	Объявлен товарный профиль	Profili di carico dichiarati	Perfil de carga declarado
23	For water heating, annual electricity consumption under average climate conditions	Декларован забргову профил	Profili de carico dichiarati	Декларован профил
Фор ватер хитинг, аннуэл електрик консумпшн ундер авейрад климат сандишнс	Declarovány zábrgový profil	Объявлен товарный профиль	Profili di carico dichiarati	Perfil de carga declarado
24	For water heating, annual electricity consumption under average climate conditions	Декларован забргову профил	Profili de carico dichiarati	Декларован профил
Фор ватер хитинг, аннуэл електрик консумпшн ундер авейрад климат сандишнс	Declarovány zábrgový profil	Объявлен товарный профиль	Profili di carico dichiarati	Perfil de carga declarado
25	For water heating, annual electricity consumption under average climate conditions	Декларован забргову профил	Profili de carico dichiarati	Декларован профил
Фор ватер хитинг, аннуэл електрик консумпшн ундер авейрад климат сандишнс	Declarovány zábrgový profil	Объявлен товарный профиль	Profili di carico dichiarati	Perfil de carga declarado

PRODUCT INFORMATION / TECHNICAL DOCUMENTATION


Model(s):	Outdoor unit:	PUZ-SWM80VAA
	Indoor unit:	EHSD-****D
Air-to-water heat pump:		yes
Water-to-water heat pump:		no
Brine-to-water heat pump:		no
Low-temperature heat pump:		no
Equipped with a supplementary heater:		yes
Heat pump combination heater:		no
Parameters for		medium-temperature application.
Parameters for		average climate conditions.

Item	Symbol	Value	Unit	Item	Symbol	Value	Unit
Rated heat output (*)	Prated	8.0	kW	Seasonal space heating energy efficiency	η_s	129	%
Declared capacity for heating for part load at indoor temperature 20 ° C and outdoor temperature Tj				Declared coefficient of performance or primary energy ratio for part load at indoor temperature 20 ° C and outdoor temperature Tj			
Tj = - 7 ° C	Pdh	7.1	kW	Tj = - 7 ° C	COPd	2.27	-
Degradation co-efficient (**)	Cdh	1.00	-	Tj = + 2 ° C	COPd	3.19	-
Tj = + 2 ° C	Pdh	4.4	kW	Tj = + 7 ° C	COPd	4.18	-
Degradation co-efficient (**)	Cdh	0.99	-	Tj = +12 ° C	COPd	5.79	-
Tj = + 7 ° C	Pdh	4.4	kW	Tj = bivalent temperature	COPd	2.27	-
Degradation co-efficient (**)	Cdh	0.99	-	Tj = operation limit temperature (***)	COPd	1.83	-
Tj = +12 ° C	Pdh	2.8	kW	Operation limit temperature	TOL	-25	° C
Degradation co-efficient (**)	Cdh	0.97	-	Heating water operating limit temperature	WTOL	60	° C
Tj = bivalent temperature	Pdh	7.1	kW	Supplementary heater			
Tj = operation limit temperature (***)	Pdh	7.4	kW	Rated heat output (*)	Psup	0.6	kW
Bivalent temperature	Tbiv	-7	° C	Type of energy input	Electrical		
Reference design conditions for space heating	Tdesignh	-10	° C				
Power consumption in modes other than active mode							
Off mode	P _{OFF}	0.015	kW				
Thermostat-off mode	P _{TO}	0.015	kW				
Standby mode	P _{SB}	0.015	kW				
Crankcase heater mode	P _{CK}	0.000	kW				

Other items				Rated air flow rate, outdoors			
Capacity control	variable			-	2220	m ³ /h	
Sound power level, indoors/outdoors	L _{WA}	41 / 54	dBA				
Annual energy consumption	Q _{HE}	5016	kWh				

For heat pump combination heater:				Water heating energy efficiency			
Declared load profile	-			η_{wh}	-	%	
Daily electricity consumption	Q _{elec}	-	kWh				
Annual electricity consumption	AEC	-	kWh				

Contact details
 MITSUBISHI ELECTRIC AIR CONDITIONING SYSTEMS MANUFACTURING TURKEY JOINT STOCK COMPANY
 Manisa OSB 4.Kisim Kecilikoyosb Mah. Ahmet Nazif Zorlu Bulvarı No:19 Yunusemre - Manisa, Turkey

The identification and signature of the person empowered to bind the supplier:

 Kenichi SAITO
 Manager, Quality Assurance Department
 TURKEY

· Details and precautions on installation, maintenance and assembly can be found in the installation and or operation manuals.
 · Details and precautions on recycling and/or disposal at end-of-life can be found in the installation and or operation manuals.
 (*) For heat pump space heaters and heat pump combination heaters, the rated heat output Prated is equal to the design load for heating Pdesignh, and the rated heat output of a supplementary heater Psup is equal to the supplementary capacity for heating sup(Tj).
 (**) If Cdh is not determined by measurement then the default degradation coefficient is Cdh = 0,9.
 (***) If the declared TOL is lower than the T designh of the considered climate then the outdoor dry bulb temperature Tj is equal to T designh.

PRODUCT INFORMATION / TECHNICAL DOCUMENTATION

Model(s):	Outdoor unit:	PUZ-SWM80VAA
	Indoor unit:	EHSD-****D
Air-to-water heat pump:		yes
Water-to-water heat pump:		no
Brine-to-water heat pump:		no
Low-temperature heat pump:		no
Equipped with a supplementary heater:		yes
Heat pump combination heater:		no
Parameters for		low-temperature application.
Parameters for		average climate conditions.

Item	Symbol	Value	Unit	Item	Symbol	Value	Unit
Rated heat output (*)	Prated	8.0	kW	Seasonal space heating energy efficiency	η_s	181	%
Declared capacity for heating for part load at indoor temperature 20 ° C and outdoor temperature Tj				Declared coefficient of performance or primary energy ratio for part load at indoor temperature 20 ° C and outdoor temperature Tj			
Tj = - 7 ° C	Pdh	7.1	kW	Tj = - 7 ° C	COPd	3.20	-
Degradation co-efficient (**)	Cdh	0.99	-	Tj = + 2 ° C	COPd	4.75	-
Tj = + 2 ° C	Pdh	4.4	kW	Tj = + 7 ° C	COPd	5.61	-
Degradation co-efficient (**)	Cdh	0.98	-	Tj = +12 ° C	COPd	6.19	-
Tj = + 7 ° C	Pdh	5.0	kW	Tj = bivalent temperature	COPd	3.20	-
Degradation co-efficient (**)	Cdh	0.98	-	Tj = operation limit temperature (***)	COPd	2.63	-
Tj = +12 ° C	Pdh	3.0	kW	Operation limit temperature	TOL	-25	° C
Degradation co-efficient (**)	Cdh	0.97	-	Heating water operating limit temperature	WTOL	60	° C
Tj = bivalent temperature	Pdh	7.1	kW	Supplementary heater			
Tj = operation limit temperature (***)	Pdh	7.5	kW	Rated heat output (*)	Psup	0.5	kW
Bivalent temperature	Tbiv	-7	° C	Type of energy input	Electrical		
Reference design conditions for space heating	Tdesignh	-10	° C	Power consumption in modes other than active mode			
Off mode				P _{OFF}			
Thermostat-off mode				P _{TO}			
Standby mode				P _{SB}			
Crankcase heater mode				P _{CK}			

Other items				Rated air flow rate, outdoors			
Capacity control	variable			-	2220	m ³ /h	
Sound power level, indoors/outdoors	L _{WA}	41 / 54		dBA			
Annual energy consumption	Q _{HE}	3599		kWh			

For heat pump combination heater:				Water heating energy efficiency			
Declared load profile	-			η_{wh}	-		
Daily electricity consumption	Q _{elec}	-		kWh			
Annual electricity consumption	AEC	-		kWh			

Contact details

MITSUBISHI ELECTRIC AIR CONDITIONING SYSTEMS MANUFACTURING TURKEY JOINT STOCK COMPANY Manisa OSB 4.Kisim Kecilikoyosb Mah. Ahmet Nazif Zorlu Bulvari No:19 Yunusemre - Manisa, Turkey

The identification and signature of the person empowered to bind the supplier;

Kenichi SAITO

The signature is signed in the average climate / medium-temperature section. Manager, Quality Assurance Department

TURKEY

· Details and precautions on installation, maintenance and assembly can be found in the installation and or operation manuals.

· Details and precautions on recycling and/or disposal at end-of-life can be found in the installation and or operation manuals.

(*) For heat pump space heaters and heat pump combination heaters, the rated heat output Prated is equal to the design load for heating Pdesignh, and the rated heat output of a supplementary heater Psup is equal to the supplementary capacity for heating sup(Tj).

(**) If Cdh is not determined by measurement then the default degradation coefficient is Cdh = 0,9.

(***) If the declared TOL is lower than the T designh of the considered climate then the outdoor dry bulb temperature Tj is equal to T designh.

PRODUCT INFORMATION / TECHNICAL DOCUMENTATION

Model(s):	Outdoor unit:	PUZ-SWM80VAA
	Indoor unit:	EHSD-****D
Air-to-water heat pump:		yes
Water-to-water heat pump:		no
Brine-to-water heat pump:		no
Low-temperature heat pump:		no
Equipped with a supplementary heater:		yes
Heat pump combination heater:		no
Parameters for		medium-temperature application.
Parameters for		colder climate conditions.

Item	Symbol	Value	Unit	Item	Symbol	Value	Unit
Rated heat output (*)	Prated	8.0	kW	Seasonal space heating energy efficiency	η_s	111	%
Declared capacity for heating for part load at indoor temperature 20 ° C and outdoor temperature Tj				Declared coefficient of performance or primary energy ratio for part load at indoor temperature 20 ° C and outdoor temperature Tj			
Tj = - 7 ° C	Pdh	4.9	kW	Tj = - 7 ° C	COPd	2.60	-
Degradation co-efficient (**)	Cdh	0.99	-	Tj = + 2 ° C	COPd	3.33	-
Tj = + 2 ° C	Pdh	4.0	kW	Tj = + 7 ° C	COPd	4.80	-
Degradation co-efficient (**)	Cdh	0.99	-	Tj = +12 ° C	COPd	6.65	-
Tj = + 7 ° C	Pdh	4.3	kW	Tj = bivalent temperature	COPd	1.45	-
Degradation co-efficient (**)	Cdh	0.98	-	Tj = operation limit temperature (***)	COPd	1.35	-
Tj = +12 ° C	Pdh	3.1	kW	Tj = - 15 ° C (if TOL < - 20 ° C)	COPd	1.45	-
Degradation co-efficient (**)	Cdh	0.97	-	Operation limit temperature	TOL	-25	° C
Tj = bivalent temperature	Pdh	6.7	kW	Heating water operating limit temperature	WTOL	60	° C
Tj = operation limit temperature (***)	Pdh	4.7	kW	Supplementary heater			
Tj = - 15 ° C (if TOL < - 20 ° C)	Pdh	6.5	kW	Rated heat output (*)	Psup	3.3	kW
Bivalent temperature	Tbiv	-16	° C	Type of energy input	Electrical		
Reference design conditions for space heating	Tdesignh	-22	° C				
Power consumption in modes other than active mode							
Off mode	P _{OFF}	0.015	kW				
Thermostat-off mode	P _{TO}	0.015	kW				
Standby mode	P _{SB}	0.015	kW				
Crankcase heater mode	P _{CK}	0.000	kW				

Other items				Rated air flow rate, outdoors			
Capacity control	variable			-	2220	m ³ /h	
Sound power level, indoors/outdoors	L _{WA}	41 / 54	dBA				
Annual energy consumption	Q _{HE}	6890	kWh				

For heat pump combination heater:							
Declared load profile	-			Water heating energy efficiency	η_{wh}	-	%
Daily electricity consumption	Q _{elec}	-	kWh				
Annual electricity consumption	AEC	-	kWh				

Contact details

MITSUBISHI ELECTRIC AIR CONDITIONING SYSTEMS MANUFACTURING TURKEY JOINT STOCK COMPANY Manisa OSB 4.Kisim Kecilikoyosb Mah. Ahmet Nazif Zorlu Bulvarı No:19 Yunusemre - Manisa, Turkey

The identification and signature of the person empowered to bind the supplier;

Kenichi SAITO

The signature is signed in the average climate / medium-temperature section. Manager, Quality Assurance Department

TURKEY

· Details and precautions on installation, maintenance and assembly can be found in the installation and or operation manuals.

· Details and precautions on recycling and/or disposal at end-of-life can be found in the installation and or operation manuals.

(*) For heat pump space heaters and heat pump combination heaters, the rated heat output Prated is equal to the design load for heating Pdesignh, and the rated heat output of a supplementary heater Psup is equal to the supplementary capacity for heating sup(Tj).

(**) If Cdh is not determined by measurement then the default degradation coefficient is Cdh = 0.9.

(***) If the declared TOL is lower than the T designh of the considered climate then the outdoor dry bulb temperature Tj is equal to T designh.

PRODUCT INFORMATION / TECHNICAL DOCUMENTATION

Model(s):	Outdoor unit:	PUZ-SWM80VAA
	Indoor unit:	EHSD-****D
Air-to-water heat pump:		yes
Water-to-water heat pump:		no
Brine-to-water heat pump:		no
Low-temperature heat pump:		no
Equipped with a supplementary heater:		yes
Heat pump combination heater:		no
Parameters for		low-temperature application.
Parameters for		colder climate conditions.

Item	Symbol	Value	Unit	Item	Symbol	Value	Unit
Rated heat output (*)	Prated	8.0	kW	Seasonal space heating energy efficiency	η_s	141	%
Declared capacity for heating for part load at indoor temperature 20 ° C and outdoor temperature Tj				Declared coefficient of performance or primary energy ratio for part load at indoor temperature 20 ° C and outdoor temperature Tj			
Tj = - 7 ° C	Pdh	4.8	kW	Tj = - 7 ° C	COPd	3.43	-
Degradation co-efficient (**)	Cdh	0.99	-	Tj = + 2 ° C	COPd	4.15	-
Tj = + 2 ° C	Pdh	3.8	kW	Tj = + 7 ° C	COPd	5.45	-
Degradation co-efficient (**)	Cdh	0.98	-	Tj = +12 ° C	COPd	7.40	-
Tj = + 7 ° C	Pdh	4.5	kW	Tj = bivalent temperature	COPd	2.00	-
Degradation co-efficient (**)	Cdh	0.98	-	Tj = operation limit temperature (***)	COPd	1.40	-
Tj = +12 ° C	Pdh	3.1	kW	Tj = - 15 ° C (if TOL < - 20 ° C)	COPd	2.00	-
Degradation co-efficient (**)	Cdh	0.96	-	Operation limit temperature	TOL	-25	° C
Tj = bivalent temperature	Pdh	6.7	kW	Heating water operating limit temperature	WTOL	60	° C
Tj = operation limit temperature (***)	Pdh	4.7	kW	Supplementary heater			
Tj = - 15 ° C (if TOL < - 20 ° C)	Pdh	6.5	kW	Rated heat output (*)	Psup	3.3	kW
Bivalent temperature	Tbiv	-16	° C	Type of energy input	Electrical		
Reference design conditions for space heating	Tdesignh	-22	° C				
Power consumption in modes other than active mode							
Off mode	P _{OFF}	0.015	kW				
Thermostat-off mode	P _{TO}	0.015	kW				
Standby mode	P _{SB}	0.015	kW				
Crankcase heater mode	P _{CK}	0.000	kW				

Other items				Rated air flow rate, outdoors			
Capacity control	variable			-	2220	m ³ /h	
Sound power level, indoors/outdoors	L _{WA}	41 / 54	dBA				
Annual energy consumption	Q _{HE}	5460	kWh				

For heat pump combination heater:				Water heating energy efficiency			
Declared load profile	-			η_{wh}	-	%	
Daily electricity consumption	Q _{elec}	-	kWh				
Annual electricity consumption	AEC	-	kWh				

Contact details

MITSUBISHI ELECTRIC AIR CONDITIONING SYSTEMS MANUFACTURING TURKEY JOINT STOCK COMPANY Manisa OSB 4.Kisim Kecilikoyosb Mah. Ahmet Nazif Zorlu Bulvarı No:19 Yunusemre - Manisa, Turkey

The identification and signature of the person empowered to bind the supplier;

Kenichi SAITO

The signature is signed in the average climate / medium-temperature section. Manager, Quality Assurance Department

TURKEY

- Details and precautions on installation, maintenance and assembly can be found in the installation and or operation manuals.
 - Details and precautions on recycling and/or disposal at end-of-life can be found in the installation and or operation manuals.
- (*) For heat pump space heaters and heat pump combination heaters, the rated heat output Prated is equal to the design load for heating Pdesignh, and the rated heat output of a supplementary heater Psup is equal to the supplementary capacity for heating sup(Tj).
- (**) If Cdh is not determined by measurement then the default degradation coefficient is Cdh = 0.9.
- (***) If the declared TOL is lower than the T designh of the considered climate then the outdoor dry bulb temperature Tj is equal to T designh.

PRODUCT INFORMATION / TECHNICAL DOCUMENTATION

Model(s):	Outdoor unit:	PUZ-SWM80VAA
	Indoor unit:	EHSD-****D
Air-to-water heat pump:		yes
Water-to-water heat pump:		no
Brine-to-water heat pump:		no
Low-temperature heat pump:		no
Equipped with a supplementary heater:		yes
Heat pump combination heater:		no
Parameters for		medium-temperature application.
Parameters for		warmer climate conditions.

Item	Symbol	Value	Unit	Item	Symbol	Value	Unit
Rated heat output (*)	Prated	8.0	kW	Seasonal space heating energy efficiency	η_s	162	%
Declared capacity for heating for part load at indoor temperature 20 ° C and outdoor temperature Tj				Declared coefficient of performance or primary energy ratio for part load at indoor temperature 20 ° C and outdoor temperature Tj			
Tj = - 7 ° C	Pdh	-	kW	Tj = - 7 ° C	COPd	-	-
Degradation co-efficient (**)	Cdh	-	-	Tj = + 2 ° C	COPd	2.00	-
Tj = + 2 ° C	Pdh	8.0	kW	Tj = + 7 ° C	COPd	3.48	-
Degradation co-efficient (**)	Cdh	1.00	-	Tj = +12 ° C	COPd	5.92	-
Tj = + 7 ° C	Pdh	5.2	kW	Tj = bivalent temperature	COPd	2.00	-
Degradation co-efficient (**)	Cdh	0.99	-	Tj = operation limit temperature (***)	COPd	2.00	-
Tj = +12 ° C	Pdh	4.5	kW	Operation limit temperature	TOL	-25	° C
Degradation co-efficient (**)	Cdh	0.98	-	Heating water operating limit temperature	WTOL	60	° C
Tj = bivalent temperature	Pdh	8.0	kW	Supplementary heater			
Tj = operation limit temperature (***)	Pdh	8.0	kW	Rated heat output (*)	Psup	0.0	kW
Bivalent temperature	Tbiv	2	° C	Type of energy input	Electrical		
Reference design conditions for space heating	Tdesignh	2	° C				
Power consumption in modes other than active mode							
Off mode	P _{OFF}	0.015	kW				
Thermostat-off mode	P _{TO}	0.015	kW				
Standby mode	P _{SB}	0.015	kW				
Crankcase heater mode	P _{CK}	0.000	kW				

Other items				Rated air flow rate, outdoors			
Capacity control	variable			-	2220	m ³ /h	
Sound power level, indoors/outdoors	L _{WA}	41 / 54	dBA				
Annual energy consumption	Q _{HE}	2584	kWh				

For heat pump combination heater:				Water heating energy efficiency			
Declared load profile	-			η_{wh}	-	%	
Daily electricity consumption	Q _{elec}	-	kWh				
Annual electricity consumption	AEC	-	kWh				

Contact details

MITSUBISHI ELECTRIC AIR CONDITIONING SYSTEMS MANUFACTURING TURKEY JOINT STOCK COMPANY Manisa OSB 4.Kisim Kecilikoyosb Mah. Ahmet Nazif Zorlu Bulvarı No:19 Yunusemre - Manisa, Turkey

The identification and signature of the person empowered to bind the supplier;

Kenichi SAITO

The signature is signed in the average climate / medium-temperature section. Manager, Quality Assurance Department

TURKEY

· Details and precautions on installation, maintenance and assembly can be found in the installation and or operation manuals.

· Details and precautions on recycling and/or disposal at end-of-life can be found in the installation and or operation manuals.

(*) For heat pump space heaters and heat pump combination heaters, the rated heat output Prated is equal to the design load for heating Pdesignh, and the rated heat output of a supplementary heater Psup is equal to the supplementary capacity for heating sup(Tj).

(**) If Cdh is not determined by measurement then the default degradation coefficient is Cdh = 0.9.

(***) If the declared TOL is lower than the T designh of the considered climate then the outdoor dry bulb temperature Tj is equal to T designh.

PRODUCT INFORMATION / TECHNICAL DOCUMENTATION

Model(s):	Outdoor unit:	PUZ-SWM80VAA
	Indoor unit:	EHSD-****D
Air-to-water heat pump:		yes
Water-to-water heat pump:		no
Brine-to-water heat pump:		no
Low-temperature heat pump:		no
Equipped with a supplementary heater:		yes
Heat pump combination heater:		no
Parameters for		low-temperature application.
Parameters for		warmer climate conditions.

Item	Symbol	Value	Unit	Item	Symbol	Value	Unit
Rated heat output (*)	Prated	8.0	kW	Seasonal space heating energy efficiency	η_s	219	%
Declared capacity for heating for part load at indoor temperature 20 ° C and outdoor temperature Tj				Declared coefficient of performance or primary energy ratio for part load at indoor temperature 20 ° C and outdoor temperature Tj			
Tj = - 7 ° C	Pdh	-	kW	Tj = - 7 ° C	COPd	-	-
Degradation co-efficient (**)	Cdh	-	-	Tj = + 2 ° C	COPd	3.65	-
Tj = + 2 ° C	Pdh	8.0	kW	Tj = + 7 ° C	COPd	5.05	-
Degradation co-efficient (**)	Cdh	0.99	-	Tj = +12 ° C	COPd	7.12	-
Tj = + 7 ° C	Pdh	5.1	kW	Tj = bivalent temperature	COPd	3.65	-
Degradation co-efficient (**)	Cdh	0.99	-	Tj = operation limit temperature (***)	COPd	3.65	-
Tj = +12 ° C	Pdh	4.7	kW	Operation limit temperature	TOL	-25	° C
Degradation co-efficient (**)	Cdh	0.98	-	Heating water operating limit temperature	WTOL	60	° C
Tj = bivalent temperature	Pdh	8.0	kW	Supplementary heater			
Tj = operation limit temperature (***)	Pdh	8.0	kW	Rated heat output (*)	Psup	0.0	kW
Bivalent temperature	Tbiv	2	° C	Type of energy input	Electrical		
Reference design conditions for space heating	Tdesignh	2	° C				
Power consumption in modes other than active mode							
Off mode	P _{OFF}	0.015	kW				
Thermostat-off mode	P _{TO}	0.015	kW				
Standby mode	P _{SB}	0.015	kW				
Crankcase heater mode	P _{CK}	0.000	kW				

Other items				Rated air flow rate, outdoors			
Capacity control	variable			-	2220	m ³ /h	
Sound power level, indoors/outdoors	L _{WA}	41 / 54		dBA			
Annual energy consumption	Q _{HE}	1928		kWh			

For heat pump combination heater:				Water heating energy efficiency			
Declared load profile	-			η_{wh}	-	%	
Daily electricity consumption	Q _{elec}	-	kWh				
Annual electricity consumption	AEC	-	kWh				

Contact details

MITSUBISHI ELECTRIC AIR CONDITIONING SYSTEMS MANUFACTURING TURKEY JOINT STOCK COMPANY Manisa OSB 4.Kisim Kecilikoyosb Mah. Ahmet Nazif Zorlu Bulvarı No:19 Yunusemre - Manisa, Turkey

The identification and signature of the person empowered to bind the supplier;

Kenichi SAITO

The signature is signed in the average climate / medium-temperature section. Manager, Quality Assurance Department

TURKEY

· Details and precautions on installation, maintenance and assembly can be found in the installation and or operation manuals.

· Details and precautions on recycling and/or disposal at end-of-life can be found in the installation and or operation manuals.

(*) For heat pump space heaters and heat pump combination heaters, the rated heat output Prated is equal to the design load for heating Pdesignh, and the rated heat output of a supplementary heater Psup is equal to the supplementary capacity for heating sup(Tj).

(**) If Cdh is not determined by measurement then the default degradation coefficient is Cdh = 0.9.

(***) If the declared TOL is lower than the T designh of the considered climate then the outdoor dry bulb temperature Tj is equal to T designh.

PRODUCT INFORMATION / TECHNICAL DOCUMENTATION

Model(s):	Outdoor unit:	PUZ-SWM80VAA
	Indoor unit:	ERSD-****D
Air-to-water heat pump:		yes
Water-to-water heat pump:		no
Brine-to-water heat pump:		no
Low-temperature heat pump:		no
Equipped with a supplementary heater:		yes
Heat pump combination heater:		no
Parameters for		medium-temperature application.
Parameters for		average climate conditions.

Item	Symbol	Value	Unit	Item	Symbol	Value	Unit
Rated heat output (*)	Prated	8.0	kW	Seasonal space heating energy efficiency	η_s	130	%
Declared capacity for heating for part load at indoor temperature 20 ° C and outdoor temperature Tj				Declared coefficient of performance or primary energy ratio for part load at indoor temperature 20 ° C and outdoor temperature Tj			
Tj = - 7 ° C	Pdh	7.1	kW	Tj = - 7 ° C	COPd	2.27	-
Degradation co-efficient (**)	Cdh	1.00	-	Tj = + 2 ° C	COPd	3.19	-
Tj = + 2 ° C	Pdh	4.4	kW	Tj = + 7 ° C	COPd	4.18	-
Degradation co-efficient (**)	Cdh	0.99	-	Tj = +12 ° C	COPd	5.79	-
Tj = + 7 ° C	Pdh	4.4	kW	Tj = bivalent temperature	COPd	2.27	-
Degradation co-efficient (**)	Cdh	0.99	-	Tj = operation limit temperature (***)	COPd	1.83	-
Tj = +12 ° C	Pdh	2.8	kW	Operation limit temperature	TOL	-25	° C
Degradation co-efficient (**)	Cdh	0.97	-	Heating water operating limit temperature	WTOL	60	° C
Tj = bivalent temperature	Pdh	7.1	kW	Supplementary heater			
Tj = operation limit temperature (***)	Pdh	7.4	kW	Rated heat output (*)	Psup	0.6	kW
Bivalent temperature	Tbiv	-7	° C	Type of energy input	Electrical		
Reference design conditions for space heating	Tdesignh	-10	° C				
Power consumption in modes other than active mode							
Off mode	P _{OFF}	0.015	kW				
Thermostat-off mode	P _{TO}	0.015	kW				
Standby mode	P _{SB}	0.015	kW				
Crankcase heater mode	P _{CK}	0.000	kW				

Other items				Rated air flow rate, outdoors			
Capacity control	variable			-	2220	m ³ /h	
Sound power level, indoors/outdoors	L _{WA}	41 / 54	dBA				
Annual energy consumption	Q _{HE}	4961	kWh				

For heat pump combination heater:				Water heating energy efficiency			
Declared load profile	-			η_{wh}	-	%	
Daily electricity consumption	Q _{elec}	-	kWh				
Annual electricity consumption	AEC	-	kWh				

Contact details
 MITSUBISHI ELECTRIC AIR CONDITIONING SYSTEMS MANUFACTURING TURKEY JOINT STOCK COMPANY
 Manisa OSB 4.Kisim Kecilikoyosb Mah. Ahmet Nazif Zorlu Bulvarı No:19 Yunusemre - Manisa, Turkey

The identification and signature of the person empowered to bind the supplier:

 Kenichi SAITO
 Manager, Quality Assurance Department
 TURKEY

· Details and precautions on installation, maintenance and assembly can be found in the installation and or operation manuals.
 · Details and precautions on recycling and/or disposal at end-of-life can be found in the installation and or operation manuals.
 (*) For heat pump space heaters and heat pump combination heaters, the rated heat output Prated is equal to the design load for heating Pdesignh, and the rated heat output of a supplementary heater Psup is equal to the supplementary capacity for heating sup(Tj).
 (**) If Cdh is not determined by measurement then the default degradation coefficient is Cdh = 0,9.
 (***) If the declared TOL is lower than the T designh of the considered climate then the outdoor dry bulb temperature Tj is equal to T designh.

PRODUCT INFORMATION / TECHNICAL DOCUMENTATION

Model(s):	Outdoor unit:	PUZ-SWM80VAA
	Indoor unit:	ERSD-****D
Air-to-water heat pump:		yes
Water-to-water heat pump:		no
Brine-to-water heat pump:		no
Low-temperature heat pump:		no
Equipped with a supplementary heater:		yes
Heat pump combination heater:		no
Parameters for		low-temperature application.
Parameters for		average climate conditions.

Item	Symbol	Value	Unit	Item	Symbol	Value	Unit
Rated heat output (*)	Prated	8.0	kW	Seasonal space heating energy efficiency	η_s	184	%
Declared capacity for heating for part load at indoor temperature 20 ° C and outdoor temperature Tj				Declared coefficient of performance or primary energy ratio for part load at indoor temperature 20 ° C and outdoor temperature Tj			
Tj = - 7 ° C	Pdh	7.1	kW	Tj = - 7 ° C	COPd	3.20	-
Degradation co-efficient (**)	Cdh	0.99	-	Tj = + 2 ° C	COPd	4.75	-
Tj = + 2 ° C	Pdh	4.4	kW	Tj = + 7 ° C	COPd	5.61	-
Degradation co-efficient (**)	Cdh	0.98	-	Tj = +12 ° C	COPd	6.19	-
Tj = + 7 ° C	Pdh	5.0	kW	Tj = bivalent temperature	COPd	3.20	-
Degradation co-efficient (**)	Cdh	0.98	-	Tj = operation limit temperature (***)	COPd	2.63	-
Tj = +12 ° C	Pdh	3.0	kW	Operation limit temperature	TOL	-25	° C
Degradation co-efficient (**)	Cdh	0.97	-	Heating water operating limit temperature	WTOL	60	° C
Tj = bivalent temperature	Pdh	7.1	kW	Supplementary heater			
Tj = operation limit temperature (***)	Pdh	7.5	kW	Rated heat output (*)	Psup	0.5	kW
Bivalent temperature	Tbiv	-7	° C	Type of energy input	Electrical		
Reference design conditions for space heating	Tdesignh	-10	° C				
Power consumption in modes other than active mode							
Off mode	P _{OFF}	0.015	kW				
Thermostat-off mode	P _{TO}	0.015	kW				
Standby mode	P _{SB}	0.015	kW				
Crankcase heater mode	P _{CK}	0.000	kW				

Other items				Rated air flow rate, outdoors			
Capacity control	variable			-	2220	m ³ /h	
Sound power level, indoors/outdoors	L _{WA}	41 / 54		dBA			
Annual energy consumption	Q _{HE}	3543		kWh			

For heat pump combination heater:				Water heating energy efficiency			
Declared load profile	-			η_{wh}	-		
Daily electricity consumption	Q _{elec}	-		kWh			
Annual electricity consumption	AEC	-		kWh			

Contact details

MITSUBISHI ELECTRIC AIR CONDITIONING SYSTEMS MANUFACTURING TURKEY JOINT STOCK COMPANY Manisa OSB 4.Kisim Kecilikoyosb Mah. Ahmet Nazif Zorlu Bulvari No:19 Yunusemre - Manisa, Turkey

The identification and signature of the person empowered to bind the supplier;

Kenichi SAITO

The signature is signed in the average climate / medium-temperature section. Manager, Quality Assurance Department

TURKEY

- Details and precautions on installation, maintenance and assembly can be found in the installation and or operation manuals.
 - Details and precautions on recycling and/or disposal at end-of-life can be found in the installation and or operation manuals.
- (*) For heat pump space heaters and heat pump combination heaters, the rated heat output Prated is equal to the design load for heating Pdesignh, and the rated heat output of a supplementary heater Psup is equal to the supplementary capacity for heating sup(Tj).
- (**) If Cdh is not determined by measurement then the default degradation coefficient is Cdh = 0,9.
- (***) If the declared TOL is lower than the T designh of the considered climate then the outdoor dry bulb temperature Tj is equal to T designh.

PRODUCT INFORMATION / TECHNICAL DOCUMENTATION

Model(s):	Outdoor unit:	PUZ-SWM80VAA
	Indoor unit:	ERSD-****D
Air-to-water heat pump:		yes
Water-to-water heat pump:		no
Brine-to-water heat pump:		no
Low-temperature heat pump:		no
Equipped with a supplementary heater:		yes
Heat pump combination heater:		no
Parameters for		medium-temperature application.
Parameters for		colder climate conditions.

Item	Symbol	Value	Unit	Item	Symbol	Value	Unit
Rated heat output (*)	Prated	8.0	kW	Seasonal space heating energy efficiency	η_s	112	%
Declared capacity for heating for part load at indoor temperature 20 ° C and outdoor temperature Tj				Declared coefficient of performance or primary energy ratio for part load at indoor temperature 20 ° C and outdoor temperature Tj			
Tj = - 7 ° C	Pdh	4.9	kW	Tj = - 7 ° C	COPd	2.60	-
Degradation co-efficient (**)	Cdh	0.99	-	Tj = + 2 ° C	COPd	3.33	-
Tj = + 2 ° C	Pdh	4.0	kW	Tj = + 7 ° C	COPd	4.80	-
Degradation co-efficient (**)	Cdh	0.99	-	Tj = +12 ° C	COPd	6.65	-
Tj = + 7 ° C	Pdh	4.3	kW	Tj = bivalent temperature	COPd	1.45	-
Degradation co-efficient (**)	Cdh	0.98	-	Tj = operation limit temperature (***)	COPd	1.35	-
Tj = +12 ° C	Pdh	3.1	kW	Tj = - 15 ° C (if TOL < - 20 ° C)	COPd	1.45	-
Degradation co-efficient (**)	Cdh	0.97	-	Operation limit temperature	TOL	-25	° C
Tj = bivalent temperature	Pdh	6.7	kW	Heating water operating limit temperature	WTOL	60	° C
Tj = operation limit temperature (***)	Pdh	4.7	kW	Supplementary heater			
Tj = - 15 ° C (if TOL < - 20 ° C)	Pdh	6.5	kW	Rated heat output (*)	Psup	3.3	kW
Bivalent temperature	Tbiv	-16	° C	Type of energy input	Electrical		
Reference design conditions for space heating	Tdesignh	-22	° C				
Power consumption in modes other than active mode							
Off mode	P _{OFF}	0.015	kW				
Thermostat-off mode	P _{TO}	0.015	kW				
Standby mode	P _{SB}	0.015	kW				
Crankcase heater mode	P _{CK}	0.000	kW				

Other items				Rated air flow rate, outdoors			
Capacity control	variable			-	2220	m ³ /h	
Sound power level, indoors/outdoors	L _{WA}	41 / 54	dBA				
Annual energy consumption	Q _{HE}	6857	kWh				

For heat pump combination heater:				Water heating energy efficiency			
Declared load profile	-			η_{wh}	-	%	
Daily electricity consumption	Q _{elec}	-	kWh				
Annual electricity consumption	AEC	-	kWh				

Contact details

MITSUBISHI ELECTRIC AIR CONDITIONING SYSTEMS MANUFACTURING TURKEY JOINT STOCK COMPANY Manisa OSB 4.Kisim Kecilikoyosb Mah. Ahmet Nazif Zorlu Bulvarı No:19 Yunusemre - Manisa, Turkey

The identification and signature of the person empowered to bind the supplier;

Kenichi SAITO

The signature is signed in the average climate / medium-temperature section. Manager, Quality Assurance Department

TURKEY

· Details and precautions on installation, maintenance and assembly can be found in the installation and or operation manuals.

· Details and precautions on recycling and/or disposal at end-of-life can be found in the installation and or operation manuals.

(*) For heat pump space heaters and heat pump combination heaters, the rated heat output Prated is equal to the design load for heating Pdesignh, and the rated heat output of a supplementary heater Psup is equal to the supplementary capacity for heating sup(Tj).

(**) If Cdh is not determined by measurement then the default degradation coefficient is Cdh = 0.9.

(***) If the declared TOL is lower than the T designh of the considered climate then the outdoor dry bulb temperature Tj is equal to T designh.

PRODUCT INFORMATION / TECHNICAL DOCUMENTATION

Model(s):	Outdoor unit:	PUZ-SWM80VAA
	Indoor unit:	ERSD-****D
Air-to-water heat pump:		yes
Water-to-water heat pump:		no
Brine-to-water heat pump:		no
Low-temperature heat pump:		no
Equipped with a supplementary heater:		yes
Heat pump combination heater:		no
Parameters for		low-temperature application.
Parameters for		colder climate conditions.

Item	Symbol	Value	Unit	Item	Symbol	Value	Unit
Rated heat output (*)	Prated	8.0	kW	Seasonal space heating energy efficiency	η_s	142	%
Declared capacity for heating for part load at indoor temperature 20 ° C and outdoor temperature Tj				Declared coefficient of performance or primary energy ratio for part load at indoor temperature 20 ° C and outdoor temperature Tj			
Tj = - 7 ° C	Pdh	4.8	kW	Tj = - 7 ° C	COPd	3.43	-
Degradation co-efficient (**)	Cdh	0.99	-	Tj = + 2 ° C	COPd	4.15	-
Tj = + 2 ° C	Pdh	3.8	kW	Tj = + 7 ° C	COPd	5.45	-
Degradation co-efficient (**)	Cdh	0.98	-	Tj = +12 ° C	COPd	7.40	-
Tj = + 7 ° C	Pdh	4.5	kW	Tj = bivalent temperature	COPd	2.00	-
Degradation co-efficient (**)	Cdh	0.98	-	Tj = operation limit temperature (***)	COPd	1.40	-
Tj = +12 ° C	Pdh	3.1	kW	Tj = - 15 ° C (if TOL < - 20 ° C)	COPd	2.00	-
Degradation co-efficient (**)	Cdh	0.96	-	Operation limit temperature	TOL	-25	° C
Tj = bivalent temperature	Pdh	6.7	kW	Heating water operating limit temperature	WTOL	60	° C
Tj = operation limit temperature (***)	Pdh	4.7	kW	Supplementary heater			
Tj = - 15 ° C (if TOL < - 20 ° C)	Pdh	6.5	kW	Rated heat output (*)	Psup	3.3	kW
Bivalent temperature	Tbiv	-16	° C	Type of energy input	Electrical		
Reference design conditions for space heating	Tdesignh	-22	° C				
Power consumption in modes other than active mode							
Off mode	P _{OFF}	0.015	kW				
Thermostat-off mode	P _{TO}	0.015	kW				
Standby mode	P _{SB}	0.015	kW				
Crankcase heater mode	P _{CK}	0.000	kW				

Other items				Rated air flow rate, outdoors			
Capacity control	variable			-	2220	m ³ /h	
Sound power level, indoors/outdoors	L _{WA}	41 / 54	dBA				
Annual energy consumption	Q _{HE}	5427	kWh				

For heat pump combination heater:				Water heating energy efficiency			
Declared load profile	-			η_{wh}	-	%	
Daily electricity consumption	Q _{elec}	-	kWh				
Annual electricity consumption	AEC	-	kWh				

Contact details

MITSUBISHI ELECTRIC AIR CONDITIONING SYSTEMS MANUFACTURING TURKEY JOINT STOCK COMPANY Manisa OSB 4.Kisim Kecilikoyosb Mah. Ahmet Nazif Zorlu Bulvarı No:19 Yunusemre - Manisa, Turkey

The identification and signature of the person empowered to bind the supplier;

Kenichi SAITO

The signature is signed in the average climate / medium-temperature section. Manager, Quality Assurance Department

TURKEY

· Details and precautions on installation, maintenance and assembly can be found in the installation and or operation manuals.

· Details and precautions on recycling and/or disposal at end-of-life can be found in the installation and or operation manuals.

(*) For heat pump space heaters and heat pump combination heaters, the rated heat output Prated is equal to the design load for heating Pdesignh, and the rated heat output of a supplementary heater Psup is equal to the supplementary capacity for heating sup(Tj).

(**) If Cdh is not determined by measurement then the default degradation coefficient is Cdh = 0.9.

(***) If the declared TOL is lower than the T designh of the considered climate then the outdoor dry bulb temperature Tj is equal to T designh.

PRODUCT INFORMATION / TECHNICAL DOCUMENTATION

Model(s):	Outdoor unit:	PUZ-SWM80VAA
	Indoor unit:	ERSD-****D
Air-to-water heat pump:		yes
Water-to-water heat pump:		no
Brine-to-water heat pump:		no
Low-temperature heat pump:		no
Equipped with a supplementary heater:		yes
Heat pump combination heater:		no
Parameters for		medium-temperature application.
Parameters for		warmer climate conditions.

Item	Symbol	Value	Unit	Item	Symbol	Value	Unit
Rated heat output (*)	Prated	8.0	kW	Seasonal space heating energy efficiency	η_s	167	%
Declared capacity for heating for part load at indoor temperature 20 ° C and outdoor temperature Tj				Declared coefficient of performance or primary energy ratio for part load at indoor temperature 20 ° C and outdoor temperature Tj			
Tj = - 7 ° C	Pdh	-	kW	Tj = - 7 ° C	COPd	-	-
Degradation co-efficient (**)	Cdh	-	-	Tj = + 2 ° C	COPd	2.00	-
Tj = + 2 ° C	Pdh	8.0	kW	Tj = + 7 ° C	COPd	3.48	-
Degradation co-efficient (**)	Cdh	1.00	-	Tj = +12 ° C	COPd	5.92	-
Tj = + 7 ° C	Pdh	5.2	kW	Tj = bivalent temperature	COPd	2.00	-
Degradation co-efficient (**)	Cdh	0.99	-	Tj = operation limit temperature (***)	COPd	2.00	-
Tj = +12 ° C	Pdh	4.5	kW	Operation limit temperature	TOL	-25	° C
Degradation co-efficient (**)	Cdh	0.98	-	Heating water operating limit temperature	WTOL	60	° C
Tj = bivalent temperature	Pdh	8.0	kW	Supplementary heater			
Tj = operation limit temperature (***)	Pdh	8.0	kW	Rated heat output (*)	Psup	0.0	kW
Bivalent temperature	Tbiv	2	° C	Type of energy input	Electrical		
Reference design conditions for space heating	Tdesignh	2	° C				
Power consumption in modes other than active mode							
Off mode	P _{OFF}	0.015	kW				
Thermostat-off mode	P _{TO}	0.015	kW				
Standby mode	P _{SB}	0.015	kW				
Crankcase heater mode	P _{CK}	0.000	kW				

Other items				Rated air flow rate, outdoors			
Capacity control	variable			-	2220	m ³ /h	
Sound power level, indoors/outdoors	L _{WA}	41 / 54	dBA				
Annual energy consumption	Q _{HE}	2517	kWh				

For heat pump combination heater:				Water heating energy efficiency			
Declared load profile	-			η_{wh}	-	%	
Daily electricity consumption	Q _{elec}	-	kWh				
Annual electricity consumption	AEC	-	kWh				

Contact details
 MITSUBISHI ELECTRIC AIR CONDITIONING SYSTEMS MANUFACTURING TURKEY JOINT STOCK COMPANY
 Manisa OSB 4.Kisim Kecilikoyosb Mah. Ahmet Nazif Zorlu Bulvarı No:19 Yunusemre - Manisa, Turkey

The identification and signature of the person empowered to bind the supplier;
 Kenichi SAITO
 Manager, Quality Assurance Department
 TURKEY

The signature is signed in the average climate / medium-temperature section.

- Details and precautions on installation, maintenance and assembly can be found in the installation and or operation manuals.
 - Details and precautions on recycling and/or disposal at end-of-life can be found in the installation and or operation manuals.
- (*) For heat pump space heaters and heat pump combination heaters, the rated heat output Prated is equal to the design load for heating Pdesignh, and the rated heat output of a supplementary heater Psup is equal to the supplementary capacity for heating sup(Tj).
- (**) If Cdh is not determined by measurement then the default degradation coefficient is Cdh = 0.9.
- (***) If the declared TOL is lower than the T designh of the considered climate then the outdoor dry bulb temperature Tj is equal to T designh.

PRODUCT INFORMATION / TECHNICAL DOCUMENTATION

Model(s):	Outdoor unit:	PUZ-SWM80VAA
	Indoor unit:	ERSD-****D
Air-to-water heat pump:		yes
Water-to-water heat pump:		no
Brine-to-water heat pump:		no
Low-temperature heat pump:		no
Equipped with a supplementary heater:		yes
Heat pump combination heater:		no
Parameters for		low-temperature application.
Parameters for		warmer climate conditions.

Item	Symbol	Value	Unit	Item	Symbol	Value	Unit
Rated heat output (*)	Prated	8.0	kW	Seasonal space heating energy efficiency	η_s	227	%
Declared capacity for heating for part load at indoor temperature 20 ° C and outdoor temperature Tj				Declared coefficient of performance or primary energy ratio for part load at indoor temperature 20 ° C and outdoor temperature Tj			
Tj = - 7 ° C	Pdh	-	kW	Tj = - 7 ° C	COPd	-	-
Degradation co-efficient (**)	Cdh	-	-	Tj = + 2 ° C	COPd	3.65	-
Tj = + 2 ° C	Pdh	8.0	kW	Tj = + 7 ° C	COPd	5.05	-
Degradation co-efficient (**)	Cdh	0.99	-	Tj = +12 ° C	COPd	7.12	-
Tj = + 7 ° C	Pdh	5.1	kW	Tj = bivalent temperature	COPd	3.65	-
Degradation co-efficient (**)	Cdh	0.99	-	Tj = operation limit temperature (***)	COPd	3.65	-
Tj = +12 ° C	Pdh	4.7	kW	Operation limit temperature	TOL	-25	° C
Degradation co-efficient (**)	Cdh	0.98	-	Heating water operating limit temperature	WTOL	60	° C
Tj = bivalent temperature	Pdh	8.0	kW	Supplementary heater			
Tj = operation limit temperature (***)	Pdh	8.0	kW	Rated heat output (*)	Psup	0.0	kW
Bivalent temperature	Tbiv	2	° C	Type of energy input	Electrical		
Reference design conditions for space heating	Tdesignh	2	° C				
Power consumption in modes other than active mode							
Off mode	P _{OFF}	0.015	kW				
Thermostat-off mode	P _{TO}	0.015	kW				
Standby mode	P _{SB}	0.015	kW				
Crankcase heater mode	P _{CK}	0.000	kW				

Other items				Rated air flow rate, outdoors			
Capacity control	variable			-	2220	m ³ /h	
Sound power level, indoors/outdoors	L _{WA}	41 / 54	dBA				
Annual energy consumption	Q _{HE}	1862	kWh				

For heat pump combination heater:				Water heating energy efficiency			
Declared load profile	-			η_{wh}	-	%	
Daily electricity consumption	Q _{elec}	-	kWh				
Annual electricity consumption	AEC	-	kWh				

Contact details

MITSUBISHI ELECTRIC AIR CONDITIONING SYSTEMS MANUFACTURING TURKEY JOINT STOCK COMPANY Manisa OSB 4.Kisim Kecilikoyosb Mah. Ahmet Nazif Zorlu Bulvarı No:19 Yunusemre - Manisa, Turkey

The identification and signature of the person empowered to bind the supplier;

Kenichi SAITO

The signature is signed in the average climate / medium-temperature section. Manager, Quality Assurance Department

TURKEY

· Details and precautions on installation, maintenance and assembly can be found in the installation and or operation manuals.

· Details and precautions on recycling and/or disposal at end-of-life can be found in the installation and or operation manuals.

(*) For heat pump space heaters and heat pump combination heaters, the rated heat output Prated is equal to the design load for heating Pdesignh, and the rated heat output of a supplementary heater Psup is equal to the supplementary capacity for heating sup(Tj).

(**) If Cdh is not determined by measurement then the default degradation coefficient is Cdh = 0.9.

(***) If the declared TOL is lower than the T designh of the considered climate then the outdoor dry bulb temperature Tj is equal to T designh.

PRODUCT INFORMATION / TECHNICAL DOCUMENTATION


Model(s):	Outdoor unit:	PUZ-SWM80VAA
	Indoor unit:	EHSD-MED
Air-to-water heat pump:		yes
Water-to-water heat pump:		no
Brine-to-water heat pump:		no
Low-temperature heat pump:		no
Equipped with a supplementary heater:		no
Heat pump combination heater:		no
Parameters for		medium-temperature application.
Parameters for		average climate conditions.

Item	Symbol	Value	Unit	Item	Symbol	Value	Unit
Rated heat output (*)	Prated	8.0	kW	Seasonal space heating energy efficiency	η_s	129	%
Declared capacity for heating for part load at indoor temperature 20 ° C and outdoor temperature Tj				Declared coefficient of performance or primary energy ratio for part load at indoor temperature 20 ° C and outdoor temperature Tj			
Tj = - 7 ° C	Pdh	7.1	kW	Tj = - 7 ° C	COPd	2.27	-
Degradation co-efficient (**)	Cdh	1.00	-	Tj = + 2 ° C	COPd	3.19	-
Tj = + 2 ° C	Pdh	4.4	kW	Tj = + 7 ° C	COPd	4.18	-
Degradation co-efficient (**)	Cdh	0.99	-	Tj = +12 ° C	COPd	5.79	-
Tj = + 7 ° C	Pdh	4.4	kW	Tj = bivalent temperature	COPd	2.27	-
Degradation co-efficient (**)	Cdh	0.99	-	Tj = operation limit temperature (***)	COPd	1.83	-
Tj = +12 ° C	Pdh	2.8	kW	Operation limit temperature	TOL	-25	° C
Degradation co-efficient (**)	Cdh	0.97	-	Heating water operating limit temperature	WTOL	60	° C
Tj = bivalent temperature	Pdh	7.1	kW	Supplementary heater			
Tj = operation limit temperature (***)	Pdh	7.4	kW	Rated heat output (*)	Psup	0.6	kW
Bivalent temperature	Tbiv	-7	° C	Type of energy input	Electrical		
Reference design conditions for space heating	Tdesignh	-10	° C				
Power consumption in modes other than active mode							
Off mode	P _{OFF}	0.015	kW				
Thermostat-off mode	P _{TO}	0.015	kW				
Standby mode	P _{SB}	0.015	kW				
Crankcase heater mode	P _{CK}	0.000	kW				

Other items				Rated air flow rate, outdoors			
Capacity control	variable			-	2220	m ³ /h	
Sound power level, indoors/outdoors	L _{WA}	41 / 54	dBA				
Annual energy consumption	Q _{HE}	5016	kWh				

For heat pump combination heater:				Water heating energy efficiency			
Declared load profile	-			η_{wh}	-	%	
Daily electricity consumption	Q _{elec}	-	kWh				
Annual electricity consumption	AEC	-	kWh				

Contact details
 MITSUBISHI ELECTRIC AIR CONDITIONING SYSTEMS MANUFACTURING TURKEY JOINT STOCK COMPANY
 Manisa OSB 4.Kisim Kecilikoyosb Mah. Ahmet Nazif Zorlu Bulvarı No:19 Yunusemre - Manisa, Turkey

The identification and signature of the person empowered to bind the supplier:

 Kenichi SAITO
 Manager, Quality Assurance Department
 TURKEY

- Details and precautions on installation, maintenance and assembly can be found in the installation and or operation manuals.
 - Details and precautions on recycling and/or disposal at end-of-life can be found in the installation and or operation manuals.
- (*) For heat pump space heaters and heat pump combination heaters, the rated heat output Prated is equal to the design load for heating Pdesignh, and the rated heat output of a supplementary heater Psup is equal to the supplementary capacity for heating sup(Tj).
 (**) If Cdh is not determined by measurement then the default degradation coefficient is Cdh = 0,9.
 (***) If the declared TOL is lower than the T designh of the considered climate then the outdoor dry bulb temperature Tj is equal to T designh.

PRODUCT INFORMATION / TECHNICAL DOCUMENTATION

Model(s):	Outdoor unit:	PUZ-SWM80VAA
	Indoor unit:	EHSD-MED
Air-to-water heat pump:		yes
Water-to-water heat pump:		no
Brine-to-water heat pump:		no
Low-temperature heat pump:		no
Equipped with a supplementary heater:		no
Heat pump combination heater:		no
Parameters for		low-temperature application.
Parameters for		average climate conditions.

Item	Symbol	Value	Unit	Item	Symbol	Value	Unit
Rated heat output (*)	Prated	8.0	kW	Seasonal space heating energy efficiency	η_s	181	%
Declared capacity for heating for part load at indoor temperature 20 ° C and outdoor temperature Tj				Declared coefficient of performance or primary energy ratio for part load at indoor temperature 20 ° C and outdoor temperature Tj			
Tj = - 7 ° C	Pdh	7.1	kW	Tj = - 7 ° C	COPd	3.20	-
Degradation co-efficient (**)	Cdh	0.99	-	Tj = + 2 ° C	COPd	4.75	-
Tj = + 2 ° C	Pdh	4.4	kW	Tj = + 7 ° C	COPd	5.61	-
Degradation co-efficient (**)	Cdh	0.98	-	Tj = +12 ° C	COPd	6.19	-
Tj = + 7 ° C	Pdh	5.0	kW	Tj = bivalent temperature	COPd	3.20	-
Degradation co-efficient (**)	Cdh	0.98	-	Tj = operation limit temperature (***)	COPd	2.63	-
Tj = +12 ° C	Pdh	3.0	kW	Operation limit temperature	TOL	-25	° C
Degradation co-efficient (**)	Cdh	0.97	-	Heating water operating limit temperature	WTOL	60	° C
Tj = bivalent temperature	Pdh	7.1	kW	Supplementary heater			
Tj = operation limit temperature (***)	Pdh	7.5	kW	Rated heat output (*)	Psup	0.5	kW
Bivalent temperature	Tbiv	-7	° C	Type of energy input	Electrical		
Reference design conditions for space heating	Tdesignh	-10	° C				
Power consumption in modes other than active mode							
Off mode	P _{OFF}	0.015	kW				
Thermostat-off mode	P _{TO}	0.015	kW				
Standby mode	P _{SB}	0.015	kW				
Crankcase heater mode	P _{CK}	0.000	kW				

Other items				Rated air flow rate, outdoors	-	2220	m ³ /h
Capacity control	variable						
Sound power level, indoors/outdoors	L _{WA}	41 / 54		dBA			
Annual energy consumption	Q _{HE}	3599		kWh			

For heat pump combination heater:				Water heating energy efficiency	η_{wh}	-	%
Declared load profile	-						
Daily electricity consumption	Q _{elec}	-		kWh			
Annual electricity consumption	AEC	-		kWh			

Contact details

MITSUBISHI ELECTRIC AIR CONDITIONING SYSTEMS MANUFACTURING TURKEY JOINT STOCK COMPANY Manisa OSB 4.Kisim Kecilikoyosb Mah. Ahmet Nazif Zorlu Bulvari No:19 Yunusemre - Manisa, Turkey

The identification and signature of the person empowered to bind the supplier;

Kenichi SAITO

The signature is signed in the average climate / medium-temperature section. Manager, Quality Assurance Department

TURKEY

· Details and precautions on installation, maintenance and assembly can be found in the installation and or operation manuals.

· Details and precautions on recycling and/or disposal at end-of-life can be found in the installation and or operation manuals.

(*) For heat pump space heaters and heat pump combination heaters, the rated heat output Prated is equal to the design load for heating Pdesignh, and the rated heat output of a supplementary heater Psup is equal to the supplementary capacity for heating sup(Tj).

(**) If Cdh is not determined by measurement then the default degradation coefficient is Cdh = 0,9.

(***) If the declared TOL is lower than the T designh of the considered climate then the outdoor dry bulb temperature Tj is equal to T designh.

PRODUCT INFORMATION / TECHNICAL DOCUMENTATION

Model(s):	Outdoor unit:	PUZ-SWM80VAA
	Indoor unit:	EHSD-MED
Air-to-water heat pump:		yes
Water-to-water heat pump:		no
Brine-to-water heat pump:		no
Low-temperature heat pump:		no
Equipped with a supplementary heater:		no
Heat pump combination heater:		no
Parameters for		medium-temperature application.
Parameters for		colder climate conditions.

Item	Symbol	Value	Unit	Item	Symbol	Value	Unit
Rated heat output (*)	Prated	8.0	kW	Seasonal space heating energy efficiency	η_s	111	%
Declared capacity for heating for part load at indoor temperature 20 ° C and outdoor temperature Tj				Declared coefficient of performance or primary energy ratio for part load at indoor temperature 20 ° C and outdoor temperature Tj			
Tj = - 7 ° C	Pdh	4.9	kW	Tj = - 7 ° C	COPd	2.60	-
Degradation co-efficient (**)	Cdh	0.99	-	Tj = + 2 ° C	COPd	3.33	-
Tj = + 2 ° C	Pdh	4.0	kW	Tj = + 7 ° C	COPd	4.80	-
Degradation co-efficient (**)	Cdh	0.99	-	Tj = +12 ° C	COPd	6.65	-
Tj = + 7 ° C	Pdh	4.3	kW	Tj = bivalent temperature	COPd	1.45	-
Degradation co-efficient (**)	Cdh	0.98	-	Tj = operation limit temperature (***)	COPd	1.35	-
Tj = +12 ° C	Pdh	3.1	kW	Tj = - 15 ° C (if TOL < - 20 ° C)	COPd	1.45	-
Degradation co-efficient (**)	Cdh	0.97	-	Operation limit temperature	TOL	-25	° C
Tj = bivalent temperature	Pdh	6.7	kW	Heating water operating limit temperature	WTOL	60	° C
Tj = operation limit temperature (***)	Pdh	4.7	kW	Supplementary heater			
Tj = - 15 ° C (if TOL < - 20 ° C)	Pdh	6.5	kW	Rated heat output (*)	Psup	3.3	kW
Bivalent temperature	Tbiv	-16	° C	Type of energy input	Electrical		
Reference design conditions for space heating	Tdesignh	-22	° C				
Power consumption in modes other than active mode							
Off mode	P _{OFF}	0.015	kW				
Thermostat-off mode	P _{TO}	0.015	kW				
Standby mode	P _{SB}	0.015	kW				
Crankcase heater mode	P _{CK}	0.000	kW				

Other items				Rated air flow rate, outdoors			
Capacity control	variable			-	2220	m ³ /h	
Sound power level, indoors/outdoors	L _{WA}	41 / 54	dBA				
Annual energy consumption	Q _{HE}	6890	kWh				

For heat pump combination heater:				Water heating energy efficiency			
Declared load profile	-			η_{wh}	-	%	
Daily electricity consumption	Q _{elec}	-	kWh				
Annual electricity consumption	AEC	-	kWh				

Contact details

MITSUBISHI ELECTRIC AIR CONDITIONING SYSTEMS MANUFACTURING TURKEY JOINT STOCK COMPANY Manisa OSB 4.Kisim Kecilikoyosb Mah. Ahmet Nazif Zorlu Bulvarı No:19 Yunusemre - Manisa, Turkey

The identification and signature of the person empowered to bind the supplier;

Kenichi SAITO

The signature is signed in the average climate / medium-temperature section. Manager, Quality Assurance Department

TURKEY

· Details and precautions on installation, maintenance and assembly can be found in the installation and or operation manuals.

· Details and precautions on recycling and/or disposal at end-of-life can be found in the installation and or operation manuals.

(*) For heat pump space heaters and heat pump combination heaters, the rated heat output Prated is equal to the design load for heating Pdesignh, and the rated heat output of a supplementary heater Psup is equal to the supplementary capacity for heating sup(Tj).

(**) If Cdh is not determined by measurement then the default degradation coefficient is Cdh = 0.9.

(***) If the declared TOL is lower than the T designh of the considered climate then the outdoor dry bulb temperature Tj is equal to T designh.

PRODUCT INFORMATION / TECHNICAL DOCUMENTATION

Model(s):	Outdoor unit:	PUZ-SWM80VAA
	Indoor unit:	EHSD-MED
Air-to-water heat pump:		yes
Water-to-water heat pump:		no
Brine-to-water heat pump:		no
Low-temperature heat pump:		no
Equipped with a supplementary heater:		no
Heat pump combination heater:		no
Parameters for		low-temperature application.
Parameters for		colder climate conditions.

Item	Symbol	Value	Unit	Item	Symbol	Value	Unit
Rated heat output (*)	Prated	8.0	kW	Seasonal space heating energy efficiency	η_s	141	%
Declared capacity for heating for part load at indoor temperature 20 ° C and outdoor temperature Tj				Declared coefficient of performance or primary energy ratio for part load at indoor temperature 20 ° C and outdoor temperature Tj			
Tj = - 7 ° C	Pdh	4.8	kW	Tj = - 7 ° C	COPd	3.43	-
Degradation co-efficient (**)	Cdh	0.99	-	Tj = + 2 ° C	COPd	4.15	-
Tj = + 2 ° C	Pdh	3.8	kW	Tj = + 7 ° C	COPd	5.45	-
Degradation co-efficient (**)	Cdh	0.98	-	Tj = +12 ° C	COPd	7.40	-
Tj = + 7 ° C	Pdh	4.5	kW	Tj = bivalent temperature	COPd	2.00	-
Degradation co-efficient (**)	Cdh	0.98	-	Tj = operation limit temperature (***)	COPd	1.40	-
Tj = +12 ° C	Pdh	3.1	kW	Tj = - 15 ° C (if TOL < - 20 ° C)	COPd	2.00	-
Degradation co-efficient (**)	Cdh	0.96	-	Operation limit temperature	TOL	-25	° C
Tj = bivalent temperature	Pdh	6.7	kW	Heating water operating limit temperature	WTOL	60	° C
Tj = operation limit temperature (***)	Pdh	4.7	kW	Supplementary heater			
Tj = - 15 ° C (if TOL < - 20 ° C)	Pdh	6.5	kW	Rated heat output (*)	Psup	3.3	kW
Bivalent temperature	Tbiv	-16	° C	Type of energy input	Electrical		
Reference design conditions for space heating	Tdesignh	-22	° C				
Power consumption in modes other than active mode							
Off mode	P _{OFF}	0.015	kW				
Thermostat-off mode	P _{TO}	0.015	kW				
Standby mode	P _{SB}	0.015	kW				
Crankcase heater mode	P _{CK}	0.000	kW				

Other items				Rated air flow rate, outdoors			
Capacity control	variable			-	2220	m ³ /h	
Sound power level, indoors/outdoors	L _{WA}	41 / 54	dBA				
Annual energy consumption	Q _{HE}	5460	kWh				

For heat pump combination heater:				Water heating energy efficiency			
Declared load profile	-			η_{wh}	-	%	
Daily electricity consumption	Q _{elec}	-	kWh				
Annual electricity consumption	AEC	-	kWh				

Contact details

MITSUBISHI ELECTRIC AIR CONDITIONING SYSTEMS MANUFACTURING TURKEY JOINT STOCK COMPANY Manisa OSB 4.Kisim Kecilikoyosb Mah. Ahmet Nazif Zorlu Bulvarı No:19 Yunusemre - Manisa, Turkey

The identification and signature of the person empowered to bind the supplier;

Kenichi SAITO

The signature is signed in the average climate / medium-temperature section. Manager, Quality Assurance Department

TURKEY

· Details and precautions on installation, maintenance and assembly can be found in the installation and or operation manuals.

· Details and precautions on recycling and/or disposal at end-of-life can be found in the installation and or operation manuals.

(*) For heat pump space heaters and heat pump combination heaters, the rated heat output Prated is equal to the design load for heating Pdesignh, and the rated heat output of a supplementary heater Psup is equal to the supplementary capacity for heating sup(Tj).

(**) If Cdh is not determined by measurement then the default degradation coefficient is Cdh = 0.9.

(***) If the declared TOL is lower than the T designh of the considered climate then the outdoor dry bulb temperature Tj is equal to T designh.

PRODUCT INFORMATION / TECHNICAL DOCUMENTATION

Model(s):	Outdoor unit:	PUZ-SWM80VAA
	Indoor unit:	EHSD-MED
Air-to-water heat pump:		yes
Water-to-water heat pump:		no
Brine-to-water heat pump:		no
Low-temperature heat pump:		no
Equipped with a supplementary heater:		no
Heat pump combination heater:		no
Parameters for		medium-temperature application.
Parameters for		warmer climate conditions.

Item	Symbol	Value	Unit	Item	Symbol	Value	Unit
Rated heat output (*)	Prated	8.0	kW	Seasonal space heating energy efficiency	η_s	162	%
Declared capacity for heating for part load at indoor temperature 20 ° C and outdoor temperature Tj				Declared coefficient of performance or primary energy ratio for part load at indoor temperature 20 ° C and outdoor temperature Tj			
Tj = - 7 ° C	Pdh	-	kW	Tj = - 7 ° C	COPd	-	-
Degradation co-efficient (**)	Cdh	-	-	Tj = + 2 ° C	COPd	2.00	-
Tj = + 2 ° C	Pdh	8.0	kW	Tj = + 7 ° C	COPd	3.48	-
Degradation co-efficient (**)	Cdh	1.00	-	Tj = +12 ° C	COPd	5.92	-
Tj = + 7 ° C	Pdh	5.2	kW	Tj = bivalent temperature	COPd	2.00	-
Degradation co-efficient (**)	Cdh	0.99	-	Tj = operation limit temperature (***)	COPd	2.00	-
Tj = +12 ° C	Pdh	4.5	kW	Operation limit temperature	TOL	-25	° C
Degradation co-efficient (**)	Cdh	0.98	-	Heating water operating limit temperature	WTOL	60	° C
Tj = bivalent temperature	Pdh	8.0	kW	Supplementary heater			
Tj = operation limit temperature (***)	Pdh	8.0	kW	Rated heat output (*)	Psup	0.0	kW
Bivalent temperature	Tbiv	2	° C	Type of energy input	Electrical		
Reference design conditions for space heating	Tdesignh	2	° C				
Power consumption in modes other than active mode							
Off mode	P _{OFF}	0.015	kW				
Thermostat-off mode	P _{TO}	0.015	kW				
Standby mode	P _{SB}	0.015	kW				
Crankcase heater mode	P _{CK}	0.000	kW				

Other items				Rated air flow rate, outdoors			
Capacity control	variable			-	2220	m ³ /h	
Sound power level, indoors/outdoors	L _{WA}	41 / 54	dBA				
Annual energy consumption	Q _{HE}	2584	kWh				

For heat pump combination heater:				Water heating energy efficiency			
Declared load profile	-			η_{wh}	-	%	
Daily electricity consumption	Q _{elec}	-	kWh				
Annual electricity consumption	AEC	-	kWh				

Contact details
 MITSUBISHI ELECTRIC AIR CONDITIONING SYSTEMS MANUFACTURING TURKEY JOINT STOCK COMPANY
 Manisa OSB 4.Kisim Kecilikoyosb Mah. Ahmet Nazif Zorlu Bulvarı No:19 Yunusemre - Manisa, Turkey

The identification and signature of the person empowered to bind the supplier;
 Kenichi SAITO
 Manager, Quality Assurance Department
 TURKEY

The signature is signed in the average climate / medium-temperature section.

· Details and precautions on installation, maintenance and assembly can be found in the installation and or operation manuals.
 · Details and precautions on recycling and/or disposal at end-of-life can be found in the installation and or operation manuals.
 (*) For heat pump space heaters and heat pump combination heaters, the rated heat output Prated is equal to the design load for heating Pdesignh, and the rated heat output of a supplementary heater Psup is equal to the supplementary capacity for heating sup(Tj).
 (**) If Cdh is not determined by measurement then the default degradation coefficient is Cdh = 0.9.
 (***) If the declared TOL is lower than the T designh of the considered climate then the outdoor dry bulb temperature Tj is equal to T designh.

PRODUCT INFORMATION / TECHNICAL DOCUMENTATION

Model(s):	Outdoor unit:	PUZ-SWM80VAA
	Indoor unit:	EHSD-MED
Air-to-water heat pump:		yes
Water-to-water heat pump:		no
Brine-to-water heat pump:		no
Low-temperature heat pump:		no
Equipped with a supplementary heater:		no
Heat pump combination heater:		no
Parameters for		low-temperature application.
Parameters for		warmer climate conditions.

Item	Symbol	Value	Unit	Item	Symbol	Value	Unit
Rated heat output (*)	Prated	8.0	kW	Seasonal space heating energy efficiency	η_s	219	%
Declared capacity for heating for part load at indoor temperature 20 ° C and outdoor temperature Tj				Declared coefficient of performance or primary energy ratio for part load at indoor temperature 20 ° C and outdoor temperature Tj			
Tj = - 7 ° C	Pdh	-	kW	Tj = - 7 ° C	COPd	-	-
Degradation co-efficient (**)	Cdh	-	-	Tj = + 2 ° C	COPd	3.65	-
Tj = + 2 ° C	Pdh	8.0	kW	Tj = + 7 ° C	COPd	5.05	-
Degradation co-efficient (**)	Cdh	0.99	-	Tj = +12 ° C	COPd	7.12	-
Tj = + 7 ° C	Pdh	5.1	kW	Tj = bivalent temperature	COPd	3.65	-
Degradation co-efficient (**)	Cdh	0.99	-	Tj = operation limit temperature (***)	COPd	3.65	-
Tj = +12 ° C	Pdh	4.7	kW	Operation limit temperature	TOL	-25	° C
Degradation co-efficient (**)	Cdh	0.98	-	Heating water operating limit temperature	WTOL	60	° C
Tj = bivalent temperature	Pdh	8.0	kW	Supplementary heater			
Tj = operation limit temperature (***)	Pdh	8.0	kW	Rated heat output (*)	Psup	0.0	kW
Bivalent temperature	Tbiv	2	° C	Type of energy input	Electrical		
Reference design conditions for space heating	Tdesignh	2	° C				
Power consumption in modes other than active mode							
Off mode	P _{OFF}	0.015	kW				
Thermostat-off mode	P _{TO}	0.015	kW				
Standby mode	P _{SB}	0.015	kW				
Crankcase heater mode	P _{CK}	0.000	kW				

Other items				Rated air flow rate, outdoors			
Capacity control	variable			-	2220	m ³ /h	
Sound power level, indoors/outdoors	L _{WA}	41 / 54	dBA				
Annual energy consumption	Q _{HE}	1928	kWh				

For heat pump combination heater:				Water heating energy efficiency			
Declared load profile	-			η_{wh}	-	%	
Daily electricity consumption	Q _{elec}	-	kWh				
Annual electricity consumption	AEC	-	kWh				

Contact details

MITSUBISHI ELECTRIC AIR CONDITIONING SYSTEMS MANUFACTURING TURKEY JOINT STOCK COMPANY Manisa OSB 4.Kisim Kecilikoyosb Mah. Ahmet Nazif Zorlu Bulvarı No:19 Yunusemre - Manisa, Turkey

The identification and signature of the person empowered to bind the supplier;

Kenichi SAITO

The signature is signed in the average climate / medium-temperature section. Manager, Quality Assurance Department

TURKEY

· Details and precautions on installation, maintenance and assembly can be found in the installation and or operation manuals.

· Details and precautions on recycling and/or disposal at end-of-life can be found in the installation and or operation manuals.

(*) For heat pump space heaters and heat pump combination heaters, the rated heat output Prated is equal to the design load for heating Pdesignh, and the rated heat output of a supplementary heater Psup is equal to the supplementary capacity for heating sup(Tj).

(**) If Cdh is not determined by measurement then the default degradation coefficient is Cdh = 0.9.

(***) If the declared TOL is lower than the T designh of the considered climate then the outdoor dry bulb temperature Tj is equal to T designh.

PRODUCT INFORMATION / TECHNICAL DOCUMENTATION


Model(s):	Outdoor unit:	PUZ-SWM80VAA
	Indoor unit:	ERSD-MED
Air-to-water heat pump:		yes
Water-to-water heat pump:		no
Brine-to-water heat pump:		no
Low-temperature heat pump:		no
Equipped with a supplementary heater:		no
Heat pump combination heater:		no
Parameters for		medium-temperature application.
Parameters for		average climate conditions.

Item	Symbol	Value	Unit	Item	Symbol	Value	Unit
Rated heat output (*)	Prated	8.0	kW	Seasonal space heating energy efficiency	η_s	130	%
Declared capacity for heating for part load at indoor temperature 20 ° C and outdoor temperature Tj				Declared coefficient of performance or primary energy ratio for part load at indoor temperature 20 ° C and outdoor temperature Tj			
Tj = - 7 ° C	Pdh	7.1	kW	Tj = - 7 ° C	COPd	2.27	-
Degradation co-efficient (**)	Cdh	1.00	-	Tj = + 2 ° C	COPd	3.19	-
Tj = + 2 ° C	Pdh	4.4	kW	Tj = + 7 ° C	COPd	4.18	-
Degradation co-efficient (**)	Cdh	0.99	-	Tj = +12 ° C	COPd	5.79	-
Tj = + 7 ° C	Pdh	4.4	kW	Tj = bivalent temperature	COPd	2.27	-
Degradation co-efficient (**)	Cdh	0.99	-	Tj = operation limit temperature (***)	COPd	1.83	-
Tj = +12 ° C	Pdh	2.8	kW	Operation limit temperature	TOL	-25	° C
Degradation co-efficient (**)	Cdh	0.97	-	Heating water operating limit temperature	WTOL	60	° C
Tj = bivalent temperature	Pdh	7.1	kW	Supplementary heater			
Tj = operation limit temperature (***)	Pdh	7.4	kW	Rated heat output (*)	Psup	0.6	kW
Bivalent temperature	Tbiv	-7	° C	Type of energy input	Electrical		
Reference design conditions for space heating	Tdesignh	-10	° C				
Power consumption in modes other than active mode							
Off mode	P _{OFF}	0.015	kW				
Thermostat-off mode	P _{TO}	0.015	kW				
Standby mode	P _{SB}	0.015	kW				
Crankcase heater mode	P _{CK}	0.000	kW				

Other items				Rated air flow rate, outdoors			
Capacity control	variable			-	2220	m ³ /h	
Sound power level, indoors/outdoors	L _{WA}	41 / 54	dBA				
Annual energy consumption	Q _{HE}	4961	kWh				

For heat pump combination heater:				Water heating energy efficiency			
Declared load profile	-			η_{wh}	-	%	
Daily electricity consumption	Q _{elec}	-	kWh				
Annual electricity consumption	AEC	-	kWh				

Contact details
 MITSUBISHI ELECTRIC AIR CONDITIONING SYSTEMS MANUFACTURING TURKEY JOINT STOCK COMPANY
 Manisa OSB 4.Kisim Kecilikoyosb Mah. Ahmet Nazif Zorlu Bulvarı No:19 Yunusemre - Manisa, Turkey

The identification and signature of the person empowered to bind the supplier:

 Kenichi SAITO
 Manager, Quality Assurance Department
 TURKEY

· Details and precautions on installation, maintenance and assembly can be found in the installation and or operation manuals.
 · Details and precautions on recycling and/or disposal at end-of-life can be found in the installation and or operation manuals.
 (*) For heat pump space heaters and heat pump combination heaters, the rated heat output Prated is equal to the design load for heating Pdesignh, and the rated heat output of a supplementary heater Psup is equal to the supplementary capacity for heating sup(Tj).
 (**) If Cdh is not determined by measurement then the default degradation coefficient is Cdh = 0,9.
 (***) If the declared TOL is lower than the T designh of the considered climate then the outdoor dry bulb temperature Tj is equal to T designh.

PRODUCT INFORMATION / TECHNICAL DOCUMENTATION

Model(s):	Outdoor unit:	PUZ-SWM80VAA
	Indoor unit:	ERSD-MED
Air-to-water heat pump:		yes
Water-to-water heat pump:		no
Brine-to-water heat pump:		no
Low-temperature heat pump:		no
Equipped with a supplementary heater:		no
Heat pump combination heater:		no
Parameters for		low-temperature application.
Parameters for		average climate conditions.

Item	Symbol	Value	Unit	Item	Symbol	Value	Unit
Rated heat output (*)	Prated	8.0	kW	Seasonal space heating energy efficiency	η_s	184	%
Declared capacity for heating for part load at indoor temperature 20 ° C and outdoor temperature Tj				Declared coefficient of performance or primary energy ratio for part load at indoor temperature 20 ° C and outdoor temperature Tj			
Tj = - 7 ° C	Pdh	7.1	kW	Tj = - 7 ° C	COPd	3.20	-
Degradation co-efficient (**)	Cdh	0.99	-	Tj = + 2 ° C	COPd	4.75	-
Tj = + 2 ° C	Pdh	4.4	kW	Tj = + 7 ° C	COPd	5.61	-
Degradation co-efficient (**)	Cdh	0.98	-	Tj = +12 ° C	COPd	6.19	-
Tj = + 7 ° C	Pdh	5.0	kW	Tj = bivalent temperature	COPd	3.20	-
Degradation co-efficient (**)	Cdh	0.98	-	Tj = operation limit temperature (***)	COPd	2.63	-
Tj = +12 ° C	Pdh	3.0	kW	Operation limit temperature	TOL	-25	° C
Degradation co-efficient (**)	Cdh	0.97	-	Heating water operating limit temperature	WTOL	60	° C
Tj = bivalent temperature	Pdh	7.1	kW	Supplementary heater			
Tj = operation limit temperature (***)	Pdh	7.5	kW	Rated heat output (*)	Psup	0.5	kW
Bivalent temperature	Tbiv	-7	° C	Type of energy input	Electrical		
Reference design conditions for space heating	Tdesignh	-10	° C				
Power consumption in modes other than active mode							
Off mode	P _{OFF}	0.015	kW				
Thermostat-off mode	P _{TO}	0.015	kW				
Standby mode	P _{SB}	0.015	kW				
Crankcase heater mode	P _{CK}	0.000	kW				

Other items

Capacity control	variable		Rated air flow rate, outdoors	-	2220	m ³ /h
Sound power level, indoors/outdoors	L _{WA}	41 / 54	dBA			
Annual energy consumption	Q _{HE}	3543	kWh			

For heat pump combination heater:

Declared load profile	-		Water heating energy efficiency	η_{wh}	-	%
Daily electricity consumption	Q _{elec}	-	kWh			
Annual electricity consumption	AEC	-	kWh			

Contact details

MITSUBISHI ELECTRIC AIR CONDITIONING SYSTEMS MANUFACTURING TURKEY JOINT STOCK COMPANY

Manisa OSB 4.Kisim Kecilikoyosb Mah. Ahmet Nazif Zorlu Bulvari No:19 Yunusemre - Manisa, Turkey

The identification and signature of the person empowered to bind the supplier;

Kenichi SAITO

The signature is signed in the average climate / medium-temperature section.

Manager, Quality Assurance Department

TURKEY

· Details and precautions on installation, maintenance and assembly can be found in the installation and or operation manuals.

· Details and precautions on recycling and/or disposal at end-of-life can be found in the installation and or operation manuals.

(*) For heat pump space heaters and heat pump combination heaters, the rated heat output Prated is equal to the design load for heating Pdesignh, and the rated heat output of a supplementary heater Psup is equal to the supplementary capacity for heating sup(Tj).

(**) If Cdh is not determined by measurement then the default degradation coefficient is Cdh = 0,9.

(***) If the declared TOL is lower than the T designh of the considered climate then the outdoor dry bulb temperature Tj is equal to T designh.

PRODUCT INFORMATION / TECHNICAL DOCUMENTATION

Model(s):	Outdoor unit:	PUZ-SWM80VAA
	Indoor unit:	ERSD-MED
Air-to-water heat pump:		yes
Water-to-water heat pump:		no
Brine-to-water heat pump:		no
Low-temperature heat pump:		no
Equipped with a supplementary heater:		no
Heat pump combination heater:		no
Parameters for		medium-temperature application.
Parameters for		colder climate conditions.

Item	Symbol	Value	Unit	Item	Symbol	Value	Unit
Rated heat output (*)	Prated	8.0	kW	Seasonal space heating energy efficiency	η_s	112	%
Declared capacity for heating for part load at indoor temperature 20 ° C and outdoor temperature Tj				Declared coefficient of performance or primary energy ratio for part load at indoor temperature 20 ° C and outdoor temperature Tj			
Tj = - 7 ° C	Pdh	4.9	kW	Tj = - 7 ° C	COPd	2.60	-
Degradation co-efficient (**)	Cdh	0.99	-	Tj = + 2 ° C	COPd	3.33	-
Tj = + 2 ° C	Pdh	4.0	kW	Tj = + 7 ° C	COPd	4.80	-
Degradation co-efficient (**)	Cdh	0.99	-	Tj = +12 ° C	COPd	6.65	-
Tj = + 7 ° C	Pdh	4.3	kW	Tj = bivalent temperature	COPd	1.45	-
Degradation co-efficient (**)	Cdh	0.98	-	Tj = operation limit temperature (***)	COPd	1.35	-
Tj = +12 ° C	Pdh	3.1	kW	Tj = - 15 ° C (if TOL < - 20 ° C)	COPd	1.45	-
Degradation co-efficient (**)	Cdh	0.97	-	Operation limit temperature	TOL	-25	° C
Tj = bivalent temperature	Pdh	6.7	kW	Heating water operating limit temperature	WTOL	60	° C
Tj = operation limit temperature (***)	Pdh	4.7	kW	Supplementary heater			
Tj = - 15 ° C (if TOL < - 20 ° C)	Pdh	6.5	kW	Rated heat output (*)	Psup	3.3	kW
Bivalent temperature	Tbiv	-16	° C	Type of energy input	Electrical		
Reference design conditions for space heating	Tdesignh	-22	° C				
Power consumption in modes other than active mode							
Off mode	P _{OFF}	0.015	kW				
Thermostat-off mode	P _{TO}	0.015	kW				
Standby mode	P _{SB}	0.015	kW				
Crankcase heater mode	P _{CK}	0.000	kW				

Other items				Rated air flow rate, outdoors			
Capacity control	variable			-	2220	m ³ /h	
Sound power level, indoors/outdoors	L _{WA}	41 / 54	dBA				
Annual energy consumption	Q _{HE}	6857	kWh				

For heat pump combination heater:				Water heating energy efficiency			
Declared load profile	-			η_{wh}	-	%	
Daily electricity consumption	Q _{elec}	-	kWh				
Annual electricity consumption	AEC	-	kWh				

Contact details

MITSUBISHI ELECTRIC AIR CONDITIONING SYSTEMS MANUFACTURING TURKEY JOINT STOCK COMPANY Manisa OSB 4.Kisim Kecilikoyosb Mah. Ahmet Nazif Zorlu Bulvarı No:19 Yunusemre - Manisa, Turkey

The identification and signature of the person empowered to bind the supplier;

Kenichi SAITO

The signature is signed in the average climate / medium-temperature section. Manager, Quality Assurance Department

TURKEY

· Details and precautions on installation, maintenance and assembly can be found in the installation and or operation manuals.

· Details and precautions on recycling and/or disposal at end-of-life can be found in the installation and or operation manuals.

(*) For heat pump space heaters and heat pump combination heaters, the rated heat output Prated is equal to the design load for heating Pdesignh, and the rated heat output of a supplementary heater Psup is equal to the supplementary capacity for heating sup(Tj).

(**) If Cdh is not determined by measurement then the default degradation coefficient is Cdh = 0.9.

(***) If the declared TOL is lower than the T designh of the considered climate then the outdoor dry bulb temperature Tj is equal to T designh.

PRODUCT INFORMATION / TECHNICAL DOCUMENTATION

Model(s):	Outdoor unit:	PUZ-SWM80VAA
	Indoor unit:	ERSD-MED
Air-to-water heat pump:		yes
Water-to-water heat pump:		no
Brine-to-water heat pump:		no
Low-temperature heat pump:		no
Equipped with a supplementary heater:		no
Heat pump combination heater:		no
Parameters for		low-temperature application.
Parameters for		colder climate conditions.

Item	Symbol	Value	Unit	Item	Symbol	Value	Unit
Rated heat output (*)	Prated	8.0	kW	Seasonal space heating energy efficiency	η_s	142	%
Declared capacity for heating for part load at indoor temperature 20 ° C and outdoor temperature Tj				Declared coefficient of performance or primary energy ratio for part load at indoor temperature 20 ° C and outdoor temperature Tj			
Tj = - 7 ° C	Pdh	4.8	kW	Tj = - 7 ° C	COPd	3.43	-
Degradation co-efficient (**)	Cdh	0.99	-	Tj = + 2 ° C	COPd	4.15	-
Tj = + 2 ° C	Pdh	3.8	kW	Tj = + 7 ° C	COPd	5.45	-
Degradation co-efficient (**)	Cdh	0.98	-	Tj = +12 ° C	COPd	7.40	-
Tj = + 7 ° C	Pdh	4.5	kW	Tj = bivalent temperature	COPd	2.00	-
Degradation co-efficient (**)	Cdh	0.98	-	Tj = operation limit temperature (***)	COPd	1.40	-
Tj = +12 ° C	Pdh	3.1	kW	Tj = - 15 ° C (if TOL < - 20 ° C)	COPd	2.00	-
Degradation co-efficient (**)	Cdh	0.96	-	Operation limit temperature	TOL	-25	° C
Tj = bivalent temperature	Pdh	6.7	kW	Heating water operating limit temperature	WTOL	60	° C
Tj = operation limit temperature (***)	Pdh	4.7	kW	Supplementary heater			
Tj = - 15 ° C (if TOL < - 20 ° C)	Pdh	6.5	kW	Rated heat output (*)	Psup	3.3	kW
Bivalent temperature	Tbiv	-16	° C	Type of energy input	Electrical		
Reference design conditions for space heating	Tdesignh	-22	° C				
Power consumption in modes other than active mode							
Off mode	P _{OFF}	0.015	kW				
Thermostat-off mode	P _{TO}	0.015	kW				
Standby mode	P _{SB}	0.015	kW				
Crankcase heater mode	P _{CK}	0.000	kW				

Other items				Rated air flow rate, outdoors			
Capacity control	variable			-	2220	m ³ /h	
Sound power level, indoors/outdoors	L _{WA}	41 / 54	dBA				
Annual energy consumption	Q _{HE}	5427	kWh				

For heat pump combination heater:				Water heating energy efficiency			
Declared load profile	-			η_{wh}	-	%	
Daily electricity consumption	Q _{elec}	-	kWh				
Annual electricity consumption	AEC	-	kWh				

Contact details

MITSUBISHI ELECTRIC AIR CONDITIONING SYSTEMS MANUFACTURING TURKEY JOINT STOCK COMPANY Manisa OSB 4.Kisim Kecilikoyosb Mah. Ahmet Nazif Zorlu Bulvarı No:19 Yunusemre - Manisa, Turkey

The identification and signature of the person empowered to bind the supplier;

Kenichi SAITO

The signature is signed in the average climate / medium-temperature section. Manager, Quality Assurance Department

TURKEY

· Details and precautions on installation, maintenance and assembly can be found in the installation and or operation manuals.

· Details and precautions on recycling and/or disposal at end-of-life can be found in the installation and or operation manuals.

(*) For heat pump space heaters and heat pump combination heaters, the rated heat output Prated is equal to the design load for heating Pdesignh, and the rated heat output of a supplementary heater Psup is equal to the supplementary capacity for heating sup(Tj).

(**) If Cdh is not determined by measurement then the default degradation coefficient is Cdh = 0.9.

(***) If the declared TOL is lower than the T designh of the considered climate then the outdoor dry bulb temperature Tj is equal to T designh.

PRODUCT INFORMATION / TECHNICAL DOCUMENTATION

Model(s):	Outdoor unit:	PUZ-SWM80VAA
	Indoor unit:	ERSD-MED
Air-to-water heat pump:		yes
Water-to-water heat pump:		no
Brine-to-water heat pump:		no
Low-temperature heat pump:		no
Equipped with a supplementary heater:		no
Heat pump combination heater:		no
Parameters for		medium-temperature application.
Parameters for		warmer climate conditions.

Item	Symbol	Value	Unit	Item	Symbol	Value	Unit
Rated heat output (*)	Prated	8.0	kW	Seasonal space heating energy efficiency	η_s	167	%
Declared capacity for heating for part load at indoor temperature 20 ° C and outdoor temperature Tj				Declared coefficient of performance or primary energy ratio for part load at indoor temperature 20 ° C and outdoor temperature Tj			
Tj = - 7 ° C	Pdh	-	kW	Tj = - 7 ° C	COPd	-	-
Degradation co-efficient (**)	Cdh	-	-	Tj = + 2 ° C	COPd	2.00	-
Tj = + 2 ° C	Pdh	8.0	kW	Tj = + 7 ° C	COPd	3.48	-
Degradation co-efficient (**)	Cdh	1.00	-	Tj = +12 ° C	COPd	5.92	-
Tj = + 7 ° C	Pdh	5.2	kW	Tj = bivalent temperature	COPd	2.00	-
Degradation co-efficient (**)	Cdh	0.99	-	Tj = operation limit temperature (***)	COPd	2.00	-
Tj = +12 ° C	Pdh	4.5	kW	Operation limit temperature	TOL	-25	° C
Degradation co-efficient (**)	Cdh	0.98	-	Heating water operating limit temperature	WTOL	60	° C
Tj = bivalent temperature	Pdh	8.0	kW	Supplementary heater			
Tj = operation limit temperature (***)	Pdh	8.0	kW	Rated heat output (*)	Psup	0.0	kW
Bivalent temperature	Tbiv	2	° C	Type of energy input	Electrical		
Reference design conditions for space heating	Tdesignh	2	° C				
Power consumption in modes other than active mode							
Off mode	P _{OFF}	0.015	kW				
Thermostat-off mode	P _{TO}	0.015	kW				
Standby mode	P _{SB}	0.015	kW				
Crankcase heater mode	P _{CK}	0.000	kW				

Other items				Rated air flow rate, outdoors			
Capacity control	variable			-	2220	m ³ /h	
Sound power level, indoors/outdoors	L _{WA}	41 / 54		dBA			
Annual energy consumption	Q _{HE}	2517		kWh			

For heat pump combination heater:				Water heating energy efficiency			
Declared load profile	-			η_{wh}	-	%	
Daily electricity consumption	Q _{elec}	-		kWh			
Annual electricity consumption	AEC	-		kWh			

Contact details				Mitsubishi Electric Air Conditioning Systems Manufacturing Turkey Joint Stock Company			
				Manisa OSB 4.Kisim Kecilikoyosb Mah. Ahmet Nazif Zorlu Bulvarı No:19 Yunusemre - Manisa, Turkey			
The identification and signature of the person empowered to bind the supplier:				Kenichi SAITO			
The signature is signed in the average climate / medium-temperature section.				Manager, Quality Assurance Department			
				TURKEY			

· Details and precautions on installation, maintenance and assembly can be found in the installation and or operation manuals.

· Details and precautions on recycling and/or disposal at end-of-life can be found in the installation and or operation manuals.

(*) For heat pump space heaters and heat pump combination heaters, the rated heat output Prated is equal to the design load for heating Pdesignh, and the rated heat output of a supplementary heater Psup is equal to the supplementary capacity for heating sup(Tj).

(**) If Cdh is not determined by measurement then the default degradation coefficient is Cdh = 0.9.

(***) If the declared TOL is lower than the T designh of the considered climate then the outdoor dry bulb temperature Tj is equal to T designh.

PRODUCT INFORMATION / TECHNICAL DOCUMENTATION

Model(s):	Outdoor unit:	PUZ-SWM80VAA
	Indoor unit:	ERSD-MED
Air-to-water heat pump:		yes
Water-to-water heat pump:		no
Brine-to-water heat pump:		no
Low-temperature heat pump:		no
Equipped with a supplementary heater:		no
Heat pump combination heater:		no
Parameters for		low-temperature application.
Parameters for		warmer climate conditions.

Item	Symbol	Value	Unit	Item	Symbol	Value	Unit
Rated heat output (*)	Prated	8.0	kW	Seasonal space heating energy efficiency	η_s	227	%
Declared capacity for heating for part load at indoor temperature 20 ° C and outdoor temperature Tj				Declared coefficient of performance or primary energy ratio for part load at indoor temperature 20 ° C and outdoor temperature Tj			
Tj = - 7 ° C	Pdh	-	kW	Tj = - 7 ° C	COPd	-	-
Degradation co-efficient (**)	Cdh	-	-	Tj = + 2 ° C	COPd	3.65	-
Tj = + 2 ° C	Pdh	8.0	kW	Tj = + 7 ° C	COPd	5.05	-
Degradation co-efficient (**)	Cdh	0.99	-	Tj = +12 ° C	COPd	7.12	-
Tj = + 7 ° C	Pdh	5.1	kW	Tj = bivalent temperature	COPd	3.65	-
Degradation co-efficient (**)	Cdh	0.99	-	Tj = operation limit temperature (***)	COPd	3.65	-
Tj = +12 ° C	Pdh	4.7	kW	Operation limit temperature	TOL	-25	° C
Degradation co-efficient (**)	Cdh	0.98	-	Heating water operating limit temperature	WTOL	60	° C
Tj = bivalent temperature	Pdh	8.0	kW	Supplementary heater			
Tj = operation limit temperature (***)	Pdh	8.0	kW	Rated heat output (*)	Psup	0.0	kW
Bivalent temperature	Tbiv	2	° C	Type of energy input	Electrical		
Reference design conditions for space heating	Tdesignh	2	° C				
Power consumption in modes other than active mode							
Off mode	P _{OFF}	0.015	kW				
Thermostat-off mode	P _{TO}	0.015	kW				
Standby mode	P _{SB}	0.015	kW				
Crankcase heater mode	P _{CK}	0.000	kW				

Other items				Rated air flow rate, outdoors			
Capacity control	variable			-	2220	m ³ /h	
Sound power level, indoors/outdoors	L _{WA}	41 / 54		dBA			
Annual energy consumption	Q _{HE}	1862		kWh			

For heat pump combination heater:				Water heating energy efficiency			
Declared load profile	-			η_{wh}	-	%	
Daily electricity consumption	Q _{elec}	-	kWh				
Annual electricity consumption	AEC	-	kWh				

Contact details				MITSUBISHI ELECTRIC AIR CONDITIONING SYSTEMS MANUFACTURING TURKEY JOINT STOCK COMPANY			
				Manisa OSB 4.Kisim Kecilikoyosb Mah. Ahmet Nazif Zorlu Bulvarı No:19 Yunusemre - Manisa, Turkey			
The identification and signature of the person empowered to bind the supplier;				Kenichi SAITO			
The signature is signed in the average climate / medium-temperature section.				Manager, Quality Assurance Department			
				TURKEY			

· Details and precautions on installation, maintenance and assembly can be found in the installation and or operation manuals.

· Details and precautions on recycling and/or disposal at end-of-life can be found in the installation and or operation manuals.

(*) For heat pump space heaters and heat pump combination heaters, the rated heat output Prated is equal to the design load for heating Pdesignh, and the rated heat output of a supplementary heater Psup is equal to the supplementary capacity for heating sup(Tj).

(**) If Cdh is not determined by measurement then the default degradation coefficient is Cdh = 0.9.

(***) If the declared TOL is lower than the T designh of the considered climate then the outdoor dry bulb temperature Tj is equal to T designh.