

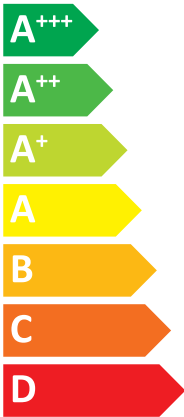


ENERG
енергия · ενεργεια

Y IJA
IE IA



Indoor unit E*ST20D-****D
Outdoor unit PUD-SWM120VAA(-BS)



A++



A+



41 dB

60 dB



- 12 kW
- 12 kW
- 12 kW

2019

811/2013

BH79V003H04



1. SPACE HEATER

1	2	For medium-temperature application															For low-temperature application														
		3	6	8	11	9	13	15	16	21	22	17	18	25	4	6	8	11	9	13	15	16	21	22	17	18	25				
Outdoor unit	Indoor unit	Medium-temperature application															Low-temperature application														
		Seasonal space heating energy efficiency class															Seasonal space heating energy efficiency class														
		Rated heat output under average climate conditions															Rated heat output under average climate conditions														
		For space heating, annual energy consumption under average climate conditions															For space heating, annual energy consumption under average climate conditions														
		Sound power level L _w , indoor															Sound power level L _w , outdoor														
		Rated heat output under warmer climate conditions															Rated heat output under warmer climate conditions														
		For space heating, annual energy consumption under warmer climate conditions															For space heating, annual energy consumption under warmer climate conditions														
		Sound power level L _w , indoor															Sound power level L _w , outdoor														
PUD-SWM60VAA(-BS)	EHSD****	A++	6	130	3722	41	6	6	109	148	5284	2120	55	A+++	6	175	2780	41	6	6	133	205	4347	1543	55						
	ERSD****	A++	6	130	3722	41	6	6	109	148	5284	2120	55	A+++	6	175	2780	41	6	6	133	205	4347	1543	55						
PUD-SWM80VAA(-BS)	EHSD****	A++	8	131	4929	41	8	8	110	161	7003	2604	56	A+++	8	178	3646	41	8	8	139	218	5544	1932	56						
	ERSD****	A++	8	131	4929	41	8	8	110	161	7003	2604	56	A+++	8	178	3646	41	8	8	139	218	5544	1932	56						
PUD-SWM100VAA(-BS)	EHSD****	A++	10	131	6173	41	10	10	109	152	8788	3440	59	A+++	10	178	4564	41	10	10	146	221	6617	2388	59						
	ERSD****	A++	10	131	6173	41	10	10	109	152	8788	3440	59	A+++	10	178	4564	41	10	10	146	221	6617	2388	59						
PUD-SWM120VAA(-BS)	EHSD****	A++	12	129	7519	41	12	12	109	150	10611	4188	60	A+++	12	177	5512	41	12	12	140	217	8265	2921	60						
	ERSD****	A++	12	129	7519	41	12	12	109	150	10611	4188	60	A+++	12	177	5512	41	12	12	140	217	8265	2921	60						
PUD-SHM60VAA(-BS)	EHSD****	A++	6	134	3631	41	6	6	113	159	5100	1975	55	A+++	6	178	2743	41	6	6	138	220	4197	1439	55						
	ERSD****	A++	6	134	3631	41	6	6	113	159	5100	1975	55	A+++	6	178	2743	41	6	6	138	220	4197	1439	55						
PUD-SHM80VAA(-BS)	EHSD****	A++	8	135	4793	41	8	8	114	166	6768	2534	56	A+++	8	181	3597	41	8	8	145	225	5347	1876	56						
	ERSD****	A++	8	135	4793	41	8	8	114	166	6768	2534	56	A+++	8	181	3597	41	8	8	145	225	5347	1876	56						
PUD-SHM100VAA(-BS)	EHSD****	A++	10	135	5975	41	10	10	114	161	8411	3252	59	A+++	10	178	4571	41	10	10	148	232	6517	2273	59						
	ERSD****	A++	10	135	5975	41	10	10	114	161	8411	3252	59	A+++	10	178	4571	41	10	10	148	232	6517	2273	59						
PUD-SHM120VAA(-BS)	EHSD****	A++	12	135	7170	41	12	12	115	159	10055	3963	60	A+++	12	179	5453	41	12	12	149	231	7792	2745	60						
	ERSD****	A++	12	135	7170	41	12	12	115	159	10055	3963	60	A+++	12	179	5453	41	12	12	149	231	7792	2745	60						
PUD-SHM140VAA(-BS)	EHSD****	A++	14	134	8421	41	14	14	112	155	11952	4725	62	A+++	14	179	6367	41	14	14	145	224	9320	3294	62						
	ERSD****	A++	14	134	8421	41	14	14	112	155	11952	4725	62	A+++	14	179	6367	41	14	14	145	224	9320	3294	62						
PUD-SHM140YAA(-BS)	EHSD****	A++	14	134	8455	41	14	14	112	155	11977	4746	62	A+++	14	177	6416	41	14	14	144	223	9372	3316	62						
	ERSD****	A++	14	134	8455	41	14	14	112	155	11977	4746	62	A+++	14	177	6416	41	14	14	144	223	9372	3316	62						

2. COMBINATION HEATER

1	2	For medium-temperature application															For low-temperature application																									
		3	5	6	7	8	9	10	11	12	13	14	15	16	17	18	4	5	6	7	8	9	10	11	12	13	14	15	16	17	18	19	20	21	22	23	24	25				
Outdoor unit	Indoor unit	Medium-temperature application															Low-temperature application																									
		Decided heat profile															Decided heat profile																									
		Seasonal space heating energy efficiency class															Seasonal space heating energy efficiency class																									
		Water heating energy efficiency class															Water heating energy efficiency class																									
		Rated heat output under average climate conditions															Rated heat output under average climate conditions																									
		For space heating, annual energy consumption under average climate conditions															For space heating, annual energy consumption under average climate conditions																									
		Sound power level L _w , indoor															Sound power level L _w , outdoor																									
		Rated heat output under warmer climate conditions															Rated heat output under warmer climate conditions																									
		For space heating, annual energy consumption under warmer climate conditions															For space heating, annual energy consumption under warmer climate conditions																									
		Sound power level L _w , indoor															Sound power level L _w , outdoor																									
PUD-SWM60VAA(-BS)	EHST17D****	L	A++	A+	6	3722	798	130	136	41	-	6	6	5284	2120	968	709	109	148	112	154	55	A+++	A+	6	2780	798	175	136	41	-	6	6	4347	1543	968	709	133	205	112	154	55
	ERST17D****	L	A++	A+	6	3722	798	130	136	41	-	6	6	5284	2120	968	709	109	148	112	154	55	A+++	A+	6	2780	798	175	136	41	-	6	6	4347	1543	968	709	133	205	112	154	55
PUD-SWM80VAA(-BS)	EHST20D****	L	A++	A+	6	3722	736	130	148	41	-	6	6	5284	2120	900	675	109	148	120	162	55	A+++	A+	6	2780	736	175	148	41	-	6	6	4347	1543	900	675	133	205	120	162	55
	ERST20D****	L	A++	A+	6	3722	736	130	148	41	-	6	6	5284	2120	900	675	109	148	120	162	55	A+++	A+	6	2780	736	175	148	41	-	6	6	4347	1543	900	675	133	205	120	162	55
PUD-SWM100VAA(-BS)	EHST20D****	L	A++	A+	10	6173	736	131	148	41	-	10	10	8788	3440	900	675	109	152	120	162	59	A+++	A+	10	4564	736	178	148	41	-	10	10	6617	2388	900	675	146	221	102	145	59
	ERST20D****	L	A++	A+	10	6173	736	131	148	41	-	10	10	8788	3440	900	675	109	152	120	162	59	A+++	A+	10	4564	736	178	148	41	-	10	10	6617	2388	900	675	146	221	102	145	59
PUD-SHM100VAA(-BS)	EHST17D****	L	A++	A+	8	4929	798	131	136	41	-	8	8	7003	2604	968	709	110	161	112	154	56	A+++	A+	8	3646	798	178	136	41	-	8	8	5544	1932	968	709	139	218	112	154	56
	ERST17D****	L	A++	A+	8	4929	798	131	136	41	-	8	8	7003	2604	968	709	110	161	112	154	56	A+++	A+	8	3646	798	178	136	41	-	8	8	5544	1932	968	709	139	218	112	154	56
PUD-SHM120VAA(-BS)	EHST20D****	L	A++	A+	8	4976	798	130	136	41	-	8	8	7033	2633	968	709	109	159	112	154	56	A+++	A+	8	3689	798	176	136	41	-	8	8	5582	1962	968	709	138	215	112	154	56
	ERST20D****	L	A++	A+	8	4976	798	130	136	41	-	8	8	7033	2633	968	709	109	159	112	154	56	A+++	A+	8	3689	798	176	136	41	-	8	8	5582	1962	968	709	138	215	112	154	56
PUD-SHM140VAA(-BS)	EHST20D****	L	A++	A+	12	7519	736	129	148	41	-	12	12	10611	4188	900	675	109	150	120	162	60	A+++	A+	12	5512	736	177	148	41	-	12	12	8265	2921	900	675	140	217	102	145	60
	ERST20D****	L	A++	A+	12	7519	736	129	148	41	-	12	12	10611	4188	900	675	109	150	120	162	60	A+++	A+	12	5512	736	177	148	41	-	12	12	8265	2921	900	675	140	217	102	145	60
PUD-SHM140YAA(-BS)	EHST20D****	L	A++	A+	12	7555	736	128	148	41	-	12	12	10646	4213	900	675	108	149	120	162	60	A+++	A+	12	5548	736	176	148	41	-	12	12	8316	2948	900	675	139	215	102	145	60
	ERST20D****	L	A++	A+	12	7555	736	128	148	41	-	12	12	10646	4213	900	675	108	149	120	162	60	A+++	A+	12	5548	736	176	148	41	-	12	12	8316	2948	900	675	139	215	102	145	60
PUD-SHM60VAA(-BS)	EHST17D****	L	A++	A+	6	3631	798	134	136	41	-	6	6	5100	1975	968	709	113	159	112	154	55	A+++	A+	6	2743	798	178	136	41	-	6	6	4197	1439	968	709	138	220	112	154	55
	ERST17D****	L	A++	A+	6	3631	798	134	136	41	-	6	6	5100	1975	968	709	113	159	112	154	55	A+++	A+	6	2743	798	178	136	41	-	6	6	4197	1439	968	709	138	220	112	154	55
PUD-SHM80VAA(-BS)	EHST20D****	L	A++	A+	8	4793	736	135	148	41	-	8	8	6768	2534	900	675	114	166	120	162	56	A+++	A+	8	3597	736	178	148	41	-	8	8	5347	1876	900	675	145	225	102	145	56
	ERST20D****	L	A++	A+	8	4793	736	135	148	41	-	8	8	6768	2534	900	675	114	166	120	162	56	A+++	A+	8	3597	736	178	148	41	-	8	8	5347	1876	900	675	145	225	102	145	56
PUD-SHM100VAA(-BS)	EHST20D****	L	A++	A+	10	5938	736	136	148	41	-	10	10	8364	3226	900	675	115	163	120	162	59	A+++	A+	10	4527	736	180	148	41	-	10	10	6472	2246	900	675	149	235	102	145	59
	ERST20D****	L	A++	A+	10	5938	736	136																																		

	English Nederlands suomi	Deutsch Svenska Čeština	Français Dansk Български	Italiano Português Polski	Español Ελληνικά -
1	Outdoor unit buitenunit Ulkoyksikkö	Außengerät Utomhusenhet Venkovní jednotka	unité extérieure Udendørs enhed Външно тяло	unità esterna unidade exterior jednostka zewnętrzna	unidad exterior Εξωτερική μονάδα -
2	Indoor unit binnenunit Sisäyksikkö	Innengerät Inomhusenhet Vnitřní jednotka	unité intérieure Indendørs enhed Вътрешно тяло	unità interna unidade interior jednostka wewnątrzna	unidad interior Εσωτερική μονάδα -
3	Medium-temperature application middentemperatuur-toepassing keskilämpötilan sovellus	Mitteltemperaturanwendung mediumentemperatuurapplikation středněteplotní aplikace	l'application à moyenne température middeltemperatuuravvendelsen среднотемпературното приложение	le applicazioni a media temperatura a aplicação a média temperatura zastosowania w średnich temperaturach	la aplicación de media temperatura η εφαρμογή σε μέση θερμοκρασία -
4	Low-temperature application lagetemperatuur-toepassing matalanlämpötilan sovellus	Niedertemperaturanwendung lågtemperaturapplikation nízkoteplotní aplikace	l'application à basse température lavtemperaturavvendelsen нискотемпературни приложения	le applicazioni a bassa temperatura a aplicação a baixa temperatura zastosowania w niskich temperaturach	la aplicación de baja temperatura η εφαρμογή σε χαμηλή θερμοκρασία -
5	Declared load profile Opgegeven capaciteitsprofiel Ilmoitettu kuormitusprofiili	Angegebenes Lastprofil Deklarerad belastningsprofil Deklarovaný zátěžový profil	Profil de soutirage déclaré Angivet forbrugsprofil Объявлен товароv профиль	Profilo di carico dichiarato Perfil de carga declarado Deklarowany profil obciążenia	Perfil de carga declarado Δηλωμένο προφίλ φορτίου -
6	Seasonal space heating energy efficiency class de seizoensgebonden energie-efficiëntieklasse voor ruimteverwarming tilalämmityksen kausittainen energiatehokkuusluokka	die Klasse für die jahreszeitbedingte Raumheizungs-Energieeffizienz säsongrelaterade energieeffektivitetsklass vid rumsuppvärmning třída sezonní energetické účinnosti vytápění	la classe d'efficacité énergétique saisonnière, pour le chauffage des locaux klassen for årsvirkningsgrad ved rumopvarmning класът на сезонната отоплителна енергийна ефективност	la classe di efficienza energetica stagionale del riscaldamento d'ambiente A classe de eficiência energética do aquecimento ambiente sazonal A klasa sezonowej efektywności energetycznej ogrzewania pomieszczeń	la clase de eficiencia energética estacional de calefacción η τάξη ενεργειακής απόδοσης της εποχιακής θέρμανσης χώρου -
7	Water heating energy efficiency class de energie-efficiëntieklasse voor waterverwarming vedenlämmityksen energiatehokkuusluokka	die Klasse für die Warmwasserbereitungs-Energieeffizienz energieeffektivitetsklass vid vattenuppvärmning třída energetické účinnosti ohřevu vody	la classe d'efficacité énergétique, pour le chauffage de l'eau klassen for årsvirkningsgrad ved vandopvarmning класът на енергийната ефективност при подгряване на вода	la classe di efficienza energetica del riscaldamento dell'acqua A classe de eficiência energética do aquecimento de água Klasa efektywności energetycznej podgrzewania wody	la clase de eficiencia energética del caldeo de agua η τάξη ενεργειακής απόδοσης θέρμανσης νερού -
8	Rated heat output under average climate conditions de nominale warmteafgifte(onder gemiddelde klimaatomstandigheden) nimellislämpöteho(keskimääräisissä ilmasto-olosuhteissa)	die Wärmenennleistung bei durchschnittlichen Klimaverhältnissen Den nominella avgivna värmeeffekten(under genomsnittliga klimatförhållanden) jmenovitý tepelný výkon(za průměrných klimatických podmínek)	la puissance thermique nominale dans les conditions climatiques moyennes den nominelle nytteeffekt(under gennemsnitlige klimaforhold) номиналната топлинна мощност(при средни климатични условия)	la potenza termica nominale(in condizioni climatiche medie) A potência calorífica nominal(em condições climáticas médias) znamionowa moc cieplna(w warunkach klimatu umiarkowanego)	la potencia calorífica nominal(en condiciones climáticas medias) η ονομαστική θερμική ισχύς(υπό μέσες κλιματικές συνθήκες) -
9	For space heating, annual energy consumption under average climate conditions voor ruimteverwarming, het jaarlijkse energieverbruik(onder gemiddelde klimaatomstandigheden) tilalämmityksestä vuotuinen energiankulutus(keskimääräisissä ilmasto-olosuhteissa)	für die Raumheizung, den jährlichen Energieverbrauch bei durchschnittlichen Klimaverhältnissen För rumsuppvärmning, årlig energiförbrukning(vid genomsnittliga klimatförhållanden) pro vytápění – roční spotřeba energie za průměrných klimatických podmínek	pour le chauffage des locaux, la consommation annuelle d'énergie(dans les conditions climatiques moyennes) for rumopvarmning det årlige energiforbrug(under gennemsnitlige klimaforhold) за отопление, годишното потребление на енергия(при средни климатични условия)	per il riscaldamento d'ambiente, il consumo annuo di energia(in condizioni climatiche medie) Para o aquecimento ambiente, o consumo anual de energia(em condições climáticas médias) w odniesieniu do ogrzewania pomieszczeń, roczne zużycie energii(w warunkach klimatu umiarkowanego)	para calentar espacios, el consumo anual de energía(en condiciones climáticas medias) για τη θέρμανση χώρου, η ετήσια κατανάλωση ενέργειας(υπό μέσες κλιματικές συνθήκες) -
10	For water heating, annual electricity consumption under average climate conditions voor waterverwarming, het jaarlijkse elektriciteitsverbruik(onder gemiddelde klimaatomstandigheden) vedenlämmityksestä vuotuinen sähkönkulutus(keskimääräisissä ilmasto-olosuhteissa)	für die Warmwasserbereitung, den jährlichen Stromverbrauch bei durchschnittlichen Klimaverhältnissen För vattenuppvärmning, årlig elförbrukning(vid genomsnittliga klimatförhållanden) pro ohřev vody – roční spotřeba elektrické energie za průměrných klimatických podmínek	pour le chauffage de l'eau, la consommation annuelle d'électricité(dans les conditions climatiques moyennes) for vandopvarmning det årlige elforbrug(under gennemsnitlige klimaforhold) за подгряване на вода, годишното потребление(при средни климатични условия)	per il riscaldamento dell'acqua, il consumo annuo di energia(in condizioni climatiche medie) para o aquecimento de água, o consumo anual de electricidade(em condições climáticas médias) w odniesieniu do podgrzewania wody, roczne zużycie energii elektrycznej(w warunkach klimatu umiarkowanego)	para calentar agua, el consumo anual de electricidad(en condiciones climáticas medias) για την θέρμανση νερού, η ετήσια κατανάλωση ηλεκτρικής ενέργειας(υπό μέσες κλιματικές συνθήκες) -
11	Seasonal space heating energy efficiency under average climate conditions de seizoensgebonden energie-efficiëntie voor ruimteverwarming(onder gemiddelde klimaatomstandigheden) tilalämmityksen kausittainen energiatehokkuus(keskimääräisissä ilmasto-olosuhteissa)	die jahreszeitbedingte Raumheizungs-Energieeffizienz bei durchschnittlichen Klimaverhältnissen Säsongmedelverkningsgrad för rumsuppvärmning(vid genomsnittliga klimatförhållanden) sezonní energetická účinnost vytápění za průměrných klimatických podmínek	l'efficacité énergétique saisonnière pour le chauffage des locaux(dans les conditions climatiques moyennes) årsvirkningsgraden ved rumopvarmning(under gennemsnitlige klimaforhold) сезонната енергийна ефективност при отопление(при средни климатични условия)	l'efficienza energetica stagionale di riscaldamento d'ambiente(in condizioni climatiche medie) A eficiência energética do aquecimento ambiente sazonal(em condições climáticas médias) sezonowa efektywność energetyczna ogrzewania pomieszczeń(w warunkach klimatu umiarkowanego)	la eficiencia energética estacional de calefacción(en condiciones climáticas medias) η ενεργειακή απόδοση της εποχιακής θέρμανσης χώρου(υπό μέσες κλιματικές συνθήκες) -
12	Water heating energy efficiency under average climate conditions de energie-efficiëntie voor waterverwarming(onder gemiddelde klimaatomstandigheden) vedenlämmityksen energiatehokkuus(keskimääräisissä ilmasto-olosuhteissa)	die Warmwasserbereitungs-Energieeffizienz bei durchschnittlichen Klimaverhältnissen Energieeffektivität vid vattenuppvärmning(vid genomsnittliga klimatförhållanden) energetická účinnost ohřevu vody za průměrných klimatických podmínek	l'efficacité énergétique pour le chauffage de l'eau(dans les conditions climatiques moyennes) energieeffektivitet ved vandopvarmning(under gennemsnitlige klimaforhold) енергийната ефективност при подгряване на вода(при средни климатични условия)	l'efficienza energetica di riscaldamento dell'acqua(in condizioni climatiche medie) a eficiência energética do aquecimento de água(em condições climáticas médias) efektywność energetyczna podgrzewania wody(w warunkach klimatu umiarkowanego)	la eficiencia energética del caldeo de agua(en condiciones climáticas medias) η ενεργειακή απόδοση θέρμανσης νερού(υπό μέσες κλιματικές συνθήκες) -
13	Sound power level L _{WA} indoor het geluidsvermogensniveau L _{WA} binnen äänitehotaso L _{WA} sisällä	der Schalleistungspegel L _{WA} in Gebäuden Ljudeffektivnivå L _{WA} i inomhus hladina akustického výkonu L _{WA} ve vnitřním prostoru	le niveau de puissance acoustique L _{WA} , à l'intérieur lydeeffektivniveauet L _{WA} i inde ниводо на звуковата мощност L _{WA} на закрито	il livello di potenza sonora L _{WA} all'interno O nível de potência sonora L _{WA} no interior poziom mocy akustycznej L _{WA} w pomieszczeniu	el nivel de potencia acústica L _{WA} en interiores η στάθμη ηχητικής ισχύος L _{WA} εσωτερικού χώρου -
14	Work only during off-peak hours werken uitsluitend in de daluren toimimaan ainoastaan kulutusluppujen ulkopuolella	dass ein ausschließlicher Betrieb des Kombiheizgerätes zu Schwachlastzeiten drivas uteslutande under perioder med låg belastning provouz pouze mimo špičku	fonctionner qu'en heures creuses fungere uden for spidsbelastningsperioder работи само в часовете извън върховото натоварване	funzionare soltanto durante le ore morte de funcionar unicamente fora das horas de pico pracować jedynie w godzinach poza szczytowym obciążeniem	funcionar solamente durante las horas de baja demanda λειτουργία μόνο εκτός των ωρών αιχμής -
15	Rated heat output under colder climate conditions de nominale warmteafgifte, onder koudere klimaatomstandigheden nimellislämpöteho, kylmissä ilmasto-olosuhteissa	die Wärmenennleistung bei kälteren Klimaverhältnissen Nominell avgiven värmeeffekt vid kallare klimatförhållanden jmenovitý tepelný výkon za chladnějších klimatických podmínek	la puissance thermique nominale, dans les conditions climatiques plus froides den nominelle nytteeffekt under koldere klimaforhold номиналната топлинна мощност при по-студени климатични условия	A potencia calorífica nominal em condições climáticas mais frias Znamionowa moc cieplna w warunkach klimatu chłodnego	la potencia calorífica nominal en condiciones climáticas más frías η ονομαστική θερμική ισχύς υπό ψυχρότερες κλιματικές συνθήκες -
16	Rated heat output under warmer climate conditions de nominale warmteafgifte, onder warmere klimaatomstandigheden nimellislämpöteho, lämpimissä ilmasto-olosuhteissa	die Wärmenennleistung bei wärmeren Klimaverhältnissen Nominell avgiven värmeeffekt vid varmare klimatförhållanden jmenovitý tepelný výkon za teplejších klimatických podmínek	la puissance thermique nominale, dans les conditions climatiques plus chaudes den nominelle nytteeffekt under varmere klimaforhold номиналната топлинна мощност при по-топли климатични условия	A potencia termica nominal, in condizioni climatiche più calde A potência calorífica nominal em condições climáticas mais quentes znamionowa moc cieplna w warunkach klimatu ciepłego	la potencia calorífica nominal en condiciones climáticas más cálidas η ονομαστική θερμική ισχύς υπό θερμότερες κλιματικές συνθήκες -
17	For space heating, annual energy consumption under colder climate conditions voor ruimteverwarming, het jaarlijkse energieverbruik onder koudere klimaatomstandigheden tilalämmityksestä vuotuinen energiankulutus kylmissä ilmasto-olosuhteissa	für die Raumheizung, der jährliche Energieverbrauch bei kälteren Klimaverhältnissen För rumsuppvärmning, årlig energiförbrukning under kallare klimatförhållanden pro vytápění – roční spotřeba energie za chladnějších klimatických podmínek	pour le chauffage des locaux, la consommation annuelle d'énergie, dans les conditions climatiques plus froides for rumopvarmning det årlige energiforbrug under koldere klimaforhold за отопление, годишното потребление на енергия при по-студени климатични условия	per il riscaldamento d'ambiente, il consumo annuo di energia, in condizioni climatiche più fredde Para o aquecimento ambiente, o consumo anual de energia em condições climáticas mais frias w odniesieniu do ogrzewania pomieszczeń, roczne zużycie energii w warunkach klimatu chłodnego	para calentar espacios, el consumo anual de energía en condiciones climáticas más frías για θέρμανση χώρου, η ετήσια κατανάλωση ενέργειας υπό ψυχρότερες κλιματικές συνθήκες -
18	For space heating, annual energy consumption under warmer climate conditions voor ruimteverwarming, het jaarlijkse energieverbruik onder warmere klimaatomstandigheden tilalämmityksestä vuotuinen energiankulutus lämpimissä ilmasto-olosuhteissa	für die Raumheizung, der jährliche Energieverbrauch bei wärmeren Klimaverhältnissen För rumsuppvärmning, årlig energiförbrukning under varmare klimatförhållanden pro vytápění – roční spotřeba energie za teplejších klimatických podmínek	pour le chauffage des locaux, la consommation annuelle d'énergie, dans les conditions climatiques plus chaudes for rumopvarmning det årlige energiforbrug under varmere klimaforhold за отопление, годишното потребление на енергия при по-топли климатични условия	per il riscaldamento d'ambiente, il consumo annuo di energia, in condizioni climatiche più calde Para o aquecimento ambiente, o consumo anual de energia em condições climáticas mais quentes w odniesieniu do ogrzewania pomieszczeń, roczne zużycie energii w warunkach klimatu ciepłego	para calentar espacios, el consumo anual de energía en condiciones climáticas más cálidas για θέρμανση χώρου, η ετήσια κατανάλωση ενέργειας υπό θερμότερες κλιματικές συνθήκες -
19	For water heating, annual energy consumption under colder climate conditions voor waterverwarming, het jaarlijkse elektriciteitsverbruik onder koudere klimaatomstandigheden vedenlämmityksestä vuotuinen sähkönkulutus kylmissä ilmasto-olosuhteissa	für die Warmwasserbereitung, der jährliche Stromverbrauch bei kälteren Klimaverhältnissen För vattenuppvärmning, årlig elförbrukning under kallare klimatförhållanden pro ohřev vody – roční spotřeba elektrické energie za chladnějších klimatických podmínek	pour le chauffage de l'eau, la consommation annuelle d'électricité, dans les conditions climatiques plus froides for vandopvarmning det årlige elforbrug under koldere klimaforhold за подгряване на вода, годишното потребление на електроенергия при по-студени климатични условия	per il riscaldamento dell'acqua, il consumo annuo di energia, in condizioni climatiche più fredde para o aquecimento de água, o consumo anual de electricidade em condições climáticas mais frias w odniesieniu do podgrzewania wody, roczne zużycie energii elektrycznej w warunkach klimatu chłodnego	para calentar agua, el consumo anual de electricidad en condiciones climáticas más frías για θέρμανση νερού, η ετήσια κατανάλωση ηλεκτρικής ενέργειας υπό ψυχρότερες κλιματικές συνθήκες -
20	For water heating, annual energy consumption under warmer climate conditions voor waterverwarming, het jaarlijkse elektriciteitsverbruik onder warmere klimaatomstandigheden vedenlämmityksestä vuotuinen sähkönkulutus lämpimissä ilmasto-olosuhteissa	für die Warmwasserbereitung, der jährliche Stromverbrauch bei wärmeren Klimaverhältnissen För vattenuppvärmning, årlig elförbrukning under varmare klimatförhållanden pro ohřev vody – roční spotřeba elektrické energie za teplejších klimatických podmínek	pour le chauffage de l'eau, la consommation annuelle d'électricité, dans les conditions climatiques plus chaudes for vandopvarmning det årlige elforbrug under varmere klimaforhold за подгряване на вода, годишното потребление на електроенергия при по-топли климатични условия	per il riscaldamento dell'acqua, il consumo annuo di energia, in condizioni climatiche più calde para o aquecimento de água, o consumo anual de electricidade em condições climáticas mais quentes w odniesieniu do podgrzewania wody, roczne zużycie energii elektrycznej w warunkach klimatu ciepłego	para calentar agua, el consumo anual de electricidad en condiciones climáticas más cálidas για θέρμανση νερού, η ετήσια κατανάλωση ηλεκτρικής ενέργειας υπό θερμότερες κλιματικές συνθήκες -
21	Seasonal space heating energy efficiency under colder climate conditions de seizoensgebonden energie-efficiëntie voor ruimteverwarming onder koudere klimaatomstandigheden tilalämmityksen kausittainen energiatehokkuus kylmissä ilmasto-olosuhteissa	die jahreszeitbedingte Raumheizungs-Energieeffizienz bei kälteren Klimaverhältnissen Säsongmedelverkningsgrad för rumsuppvärmning under kallare klimatförhållanden sezonní energetická účinnost vytápění za chladnějších klimatických podmínek	l'efficacité énergétique saisonnière pour le chauffage des locaux, dans les conditions climatiques plus froides årsvirkningsgraden ved rumopvarmning under koldere klimaforhold сезонната енергийна ефективност при отопление при по-студени климатични условия	l'efficienza energetica stagionale di riscaldamento d'ambiente in condizioni climatiche più fredde A eficiência energética do aquecimento ambiente sazonal em condições climáticas mais frias sezonowa efektywność energetyczna ogrzewania pomieszczeń w warunkach klimatu chłodnego	la eficiencia energética estacional de calefacción en condiciones climáticas más frías η ενεργειακή απόδοση της εποχιακής θέρμανσης χώρου υπό ψυχρότερες κλιματικές συνθήκες -
22	Seasonal space heating energy efficiency under warmer climate conditions de seizoensgebonden energie-efficiëntie voor ruimteverwarming onder warmere klimaatomstandigheden tilalämmityksen kausittainen energiatehokkuus lämpimissä ilmasto-olosuhteissa	die jahreszeitbedingte Raumheizungs-Energieeffizienz bei wärmeren Klimaverhältnissen Säsongmedelverkningsgrad för rumsuppvärmning under varmare klimatförhållanden sezonní energetická účinnost vytápění za teplejších klimatických podmínek	l'efficacité énergétique saisonnière pour le chauffage des locaux, dans les conditions climatiques plus chaudes årsvirkningsgraden ved rumopvarmning under varmere klimaforhold сезонната енергийна ефективност при отопление при по-топли климатични условия	l'efficienza energetica stagionale di riscaldamento d'ambiente in condizioni climatiche più calde A eficiência energética do aquecimento ambiente sazonal em condições climáticas mais quentes sezonowa efektywność energetyczna ogrzewania pomieszczeń w warunkach klimatu ciepłego	la eficiencia energética estacional de calefacción en condiciones climáticas más cálidas η ενεργειακή απόδοση της εποχιακής θέρμανσης χώρου υπό θερμότερες κλιματικές συνθήκες -
23	Water heating energy efficiency under colder climate conditions de energie-efficiëntie voor waterverwarming onder koudere klimaatomstandigheden vedenlämmityksen energiatehokkuus kylmissä ilmasto-olosuhteissa	die Warmwasserbereitungs-Energieeffizienz bei kälteren Klimaverhältnissen Energieeffektivität vid vattenuppvärmning under kallare klimatförhållanden energetická účinnost ohřevu vody za chladnějších klimatických podmínek	l'efficacité énergétique pour le chauffage de l'eau, dans les conditions climatiques plus froides energieeffektivitet ved vandopvarmning under koldere klimaforhold енергийната ефективност при подгряване на вода при по-студени климатични условия	l'efficienza energetica di riscaldamento dell'acqua in condizioni climatiche più fredde a eficiencia energética do aquecimento de água em condições climáticas mais frias efektywność energetyczna podgrzewania wody w warunkach klimatu chłodnego	la eficiencia energética de caldeo de agua en condiciones climáticas más frías η ενεργειακή απόδοση της θέρμανσης νερού υπό ψυχρότερες κλιματικές συνθήκες -
24	Water heating energy efficiency under warmer climate conditions de energie-efficiëntie voor waterverwarming onder warmere klimaatomstandigheden vedenlämmityksen energiatehokkuus lämpimissä ilmasto-olosuhteissa	die Warmwasserbereitungs-Energieeffizienz bei wärmeren Klimaverhältnissen Energieeffektivität vid vattenuppvärmning under varmare klimatförhållanden energetická účinnost ohřevu vody za teplejších klimatických podmínek	l'efficacité énergétique pour le chauffage de l'eau, dans les conditions climatiques plus chaudes energieeffektivitet ved vandopvarmning under varmere klimaforhold енергийната ефективност при подгряване на вода при по-топли климатични условия	l'efficienza energetica di riscaldamento dell'acqua in condizioni climatiche più calde a eficiencia energética do aquecimento de água em condições climáticas mais quentes efektywność energetyczna podgrzewania wody w warunkach klimatu ciepłego	la eficiencia energética de caldeo de agua en condiciones climáticas más cálidas η ενεργειακή απόδοση της θέρμανσης νερού υπό θερμότερες κλιματικές συνθήκες -
25	Sound power level L _{WA} outdoor het geluidsvermogensniveau L _{WA} buiten äänitehotaso L _{WA} ulkona	der Schalleistungspegel L _{WA} im Freien Ljudeffektivnivå L _{WA} i utomhus hladina akustického výkonu L _{WA} ve venkovním prostoru	le niveau de puissance acoustique L _{WA} à l'extérieur lydeeffektivniveauet L _{WA} i ude ниводо на звуковата мощност L _{WA} на открито	il livello di potenza sonora L _{WA} all'esterno O nível de potência sonora L _{WA} no exterior poziom mocy akustycznej L _{WA} na zewnątrz	el nivel de potencia acústica L _{WA} en exteriores η στάθμη ηχητικής ισχύος L _{WA} εξωτερικού χώρου -

PRODUCT INFORMATION / TECHNICAL DOCUMENTATION

Model(s):	Outdoor unit:	PUD-SWM120VAA(-BS)
	Indoor unit:	EHST20D-****D
Air-to-water heat pump:		yes
Water-to-water heat pump:		no
Brine-to-water heat pump:		no
Low-temperature heat pump:		no
Equipped with a supplementary heater:		yes
Heat pump combination heater:		yes
Parameters for		medium-temperature application.
Parameters for		average climate conditions.

Item	Symbol	Value	Unit	Item	Symbol	Value	Unit
Rated heat output (*)	Prated	12.0	kW	Seasonal space heating energy efficiency	η_s	129	%
Declared capacity for heating for part load at indoor temperature 20 °C and outdoor temperature Tj				Declared coefficient of performance or primary energy ratio for part load at indoor temperature 20 °C and outdoor temperature Tj			
Tj = - 7 °C	Pdh	10.6	kW	Tj = - 7 °C	COPd	1.94	-
Degradation co-efficient (**)	Cdh	1.00	-	Tj = + 2 °C	COPd	3.10	-
Tj = + 2 °C	Pdh	6.5	kW	Tj = + 7 °C	COPd	4.73	-
Degradation co-efficient (**)	Cdh	0.99	-	Tj = +12 °C	COPd	6.94	-
Tj = + 7 °C	Pdh	5.3	kW	Tj = bivalent temperature	COPd	1.94	-
Degradation co-efficient (**)	Cdh	0.99	-	Tj = operation limit temperature (***)	COPd	1.88	-
Tj = +12 °C	Pdh	4.3	kW	Operation limit temperature	TOL	-25	°C
Degradation co-efficient (**)	Cdh	0.98	-	Heating water operating limit temperature	WTOL	60	°C
Tj = bivalent temperature	Pdh	10.6	kW	Supplementary heater			
Tj = operation limit temperature (***)	Pdh	10.2	kW	Rated heat output (*)	Psup	1.8	kW
Bivalent temperature	Tbiv	-7	°C	Type of energy input	Electrical		
Reference design conditions for space heating	Tdesignh	-10	°C				
Power consumption in modes other than active mode							
Off mode	P _{OFF}	0.015	kW				
Thermostat-off mode	P _{TO}	0.015	kW				
Standby mode	P _{SB}	0.015	kW				
Crankcase heater mode	P _{CK}	0.000	kW				

Other items				Rated air flow rate, outdoors			
Capacity control	variable			-	2640	m ³ /h	
Sound power level, indoors/outdoors	L _{WA}	41 / 60	dBA				
Annual energy consumption	Q _{HE}	7519	kWh				

For heat pump combination heater:				Water heating energy efficiency			
Declared load profile	L			η_{wh}	148	%	
Daily electricity consumption	Q _{elec}	3.340	kWh				
Annual electricity consumption	AEC	736	kWh				

Contact details: MITSUBISHI ELECTRIC AIR CODITIONING SYSTEM EUROPE LTD. Nettlehill Road, Houston Industrial Estate, Livingston, EH54 5EQ, Scotland, U.K.

The identification and signature of the person empowered to bind the supplier:



Atsushi EDAYOSHI
 Manager, Quality Assurance Department
 UNITED KINGDOM

· Details and precautions on installation, maintenance and assembly can be found in the installation and or operation manuals.
 · Details and precautions on recycling and/or disposal at end-of-life can be found in the installation and or operation manuals.
 (*) For heat pump space heaters and heat pump combination heaters, the rated heat output Prated is equal to the design load for heating Pdesignh, and the rated heat output of a supplementary heater Psup is equal to the supplementary capacity for heating sup(Tj).
 (**) If Cdh is not determined by measurement then the default degradation coefficient is Cdh = 0,9.
 (***) If the declared TOL is lower than the T designh of the considered climate then the outdoor dry bulb temperature Tj is equal to T designh.

PRODUCT INFORMATION / TECHNICAL DOCUMENTATION

Model(s):	Outdoor unit:	PUD-SWM120VAA(-BS)
	Indoor unit:	EHST20D-****D
Air-to-water heat pump:		yes
Water-to-water heat pump:		no
Brine-to-water heat pump:		no
Low-temperature heat pump:		no
Equipped with a supplementary heater:		yes
Heat pump combination heater:		yes
Parameters for		low-temperature application.
Parameters for		average climate conditions.

Item	Symbol	Value	Unit	Item	Symbol	Value	Unit
Rated heat output (*)	Prated	12.0	kW	Seasonal space heating energy efficiency	η_s	177	%
Declared capacity for heating for part load at indoor temperature 20 °C and outdoor temperature Tj				Declared coefficient of performance or primary energy ratio for part load at indoor temperature 20 °C and outdoor temperature Tj			
Tj = - 7 °C	Pdh	10.6	kW	Tj = - 7 °C	COPd	2.85	-
Degradation co-efficient (**)	Cdh	1.00	-	Tj = + 2 °C	COPd	4.45	-
Tj = + 2 °C	Pdh	6.5	kW	Tj = + 7 °C	COPd	5.83	-
Degradation co-efficient (**)	Cdh	0.99	-	Tj = +12 °C	COPd	7.86	-
Tj = + 7 °C	Pdh	5.6	kW	Tj = bivalent temperature	COPd	2.85	-
Degradation co-efficient (**)	Cdh	0.98	-	Tj = operation limit temperature (***)	COPd	2.64	-
Tj = +12 °C	Pdh	4.4	kW	Operation limit temperature	TOL	-25	°C
Degradation co-efficient (**)	Cdh	0.97	-	Heating water operating limit temperature	WTOL	60	°C
Tj = bivalent temperature	Pdh	10.6	kW	Supplementary heater			
Tj = operation limit temperature (***)	Pdh	10.2	kW	Rated heat output (*)	Psup	1.8	kW
Bivalent temperature	Tbiv	-7	°C	Type of energy input	Electrical		
Reference design conditions for space heating	Tdesignh	-10	°C	Power consumption in modes other than active mode			
Power consumption in modes other than active mode				Off mode			
Off mode	P _{OFF}	0.015	kW	Thermostat-off mode	P _{TO}	0.015	kW
Thermostat-off mode	P _{TO}	0.015	kW	Standby mode	P _{SB}	0.015	kW
Standby mode	P _{SB}	0.015	kW	Crankcase heater mode	P _{CK}	0.000	kW
Crankcase heater mode	P _{CK}	0.000	kW	Other items			
Capacity control				Rated air flow rate, outdoors			
variable				-			
Sound power level, indoors/outdoors	L _{WA}	41 / 60	dBA	2640 m ³ /h			
Annual energy consumption	Q _{HE}	5512	kWh				

For heat pump combination heater:							
Declared load profile	L			Water heating energy efficiency	η_{wh}	148	%
Daily electricity consumption	Q _{elec}	3.340	kWh				
Annual electricity consumption	AEC	736	kWh				

Contact details	MITSUBISHI ELECTRIC AIR CODITIONING SYSTEM EUROPE LTD.	Nettlehill Road, Houston Industrial Estate, Livingston, EH54 5EQ, Scotland, U.K.
-----------------	--	--

The identification and signature of the person empowered to bind the supplier;

Atsushi EDAYOSHI

The signature is signed in the average climate / medium-temperature section.

Manager, Quality Assurance Department

UNITED KINGDOM

· Details and precautions on installation, maintenance and assembly can be found in the installation and or operation manuals.

· Details and precautions on recycling and/or disposal at end-of-life can be found in the installation and or operation manuals.

(*) For heat pump space heaters and heat pump combination heaters, the rated heat output Prated is equal to the design load for heating Pdesignh, and the rated heat output of a supplementary heater Psup is equal to the supplementary capacity for heating sup(Tj).

(**) If Cdh is not determined by measurement then the default degradation coefficient is Cdh = 0,9.

(***) If the declared TOL is lower than the T designh of the considered climate then the outdoor dry bulb temperature Tj is equal to T designh.

PRODUCT INFORMATION / TECHNICAL DOCUMENTATION

Model(s):	Outdoor unit:	PUD-SWM120VAA(-BS)
	Indoor unit:	EHST20D-****D
Air-to-water heat pump:		yes
Water-to-water heat pump:		no
Brine-to-water heat pump:		no
Low-temperature heat pump:		no
Equipped with a supplementary heater:		yes
Heat pump combination heater:		yes
Parameters for		medium-temperature application.
Parameters for		colder climate conditions.

Item	Symbol	Value	Unit	Item	Symbol	Value	Unit
Rated heat output (*)	Prated	12.0	kW	Seasonal space heating energy efficiency	η_s	109	%
Declared capacity for heating for part load at indoor temperature 20 °C and outdoor temperature T _j				Declared coefficient of performance or primary energy ratio for part load at indoor temperature 20 °C and outdoor temperature T _j			
T _j = - 7 °C	P _{d,h}	7.3	kW	T _j = - 7 °C	COP _d	2.60	-
Degradation co-efficient (**)	C _{d,h}	1.00	-	T _j = + 2 °C	COP _d	3.20	-
T _j = + 2 °C	P _{d,h}	4.4	kW	T _j = + 7 °C	COP _d	4.65	-
Degradation co-efficient (**)	C _{d,h}	0.99	-	T _j = +12 °C	COP _d	6.90	-
T _j = + 7 °C	P _{d,h}	3.8	kW	T _j = bivalent temperature	COP _d	1.45	-
Degradation co-efficient (**)	C _{d,h}	0.98	-	T _j = operation limit temperature (***)	COP _d	1.70	-
T _j = +12 °C	P _{d,h}	4.4	kW	T _j = - 15 °C (if TOL < - 20 °C)	COP _d	1.42	-
Degradation co-efficient (**)	C _{d,h}	0.98	-	Operation limit temperature	TOL	-25	°C
T _j = bivalent temperature	P _{d,h}	9.2	kW	Heating water operating limit temperature	WTOL	60	°C
T _j = operation limit temperature (***)	P _{d,h}	8.2	kW	Supplementary heater			
T _j = - 15 °C (if TOL < - 20 °C)	P _{d,h}	8.7	kW	Rated heat output (*)	P _{sup}	3.8	kW
Bivalent temperature	T _{biv}	-13	°C	Type of energy input	Electrical		
Reference design conditions for space heating	T _{designh}	-22	°C				
Power consumption in modes other than active mode							
Off mode	P _{OFF}	0.015	kW				
Thermostat-off mode	P _{TO}	0.015	kW				
Standby mode	P _{SB}	0.015	kW				
Crankcase heater mode	P _{CK}	0.000	kW				

Other items				Rated air flow rate, outdoors			
Capacity control	variable			-	2640	m ³ /h	
Sound power level, indoors/outdoors	L _{WA}	41 / 60	dBA				
Annual energy consumption	Q _{HE}	10611	kWh				

For heat pump combination heater:				Water heating energy efficiency			
Declared load profile	L			η_{wh}	120	%	
Daily electricity consumption	Q _{elec}	4.090	kWh				
Annual electricity consumption	AEC	900	kWh				

Contact details		MITSUBISHI ELECTRIC AIR CODITIONING SYSTEM EUROPE LTD.		Nettlehill Road, Houston Industrial Estate, Livingston, EH54 5EQ, Scotland, U.K.	
-----------------	--	--	--	--	--

The identification and signature of the person empowered to bind the supplier;

Atsushi EDAYOSHI

The signature is signed in the average climate / medium-temperature section.

Manager, Quality Assurance Department

UNITED KINGDOM

· Details and precautions on installation, maintenance and assembly can be found in the installation and or operation manuals.

· Details and precautions on recycling and/or disposal at end-of-life can be found in the installation and or operation manuals.

(*) For heat pump space heaters and heat pump combination heaters, the rated heat output Prated is equal to the design load for heating P_{designh}, and the rated heat output of a supplementary heater P_{sup} is equal to the supplementary capacity for heating sup(T_j).

(**) If C_{d,h} is not determined by measurement then the default degradation coefficient is C_{d,h} = 0,9.

(***) If the declared TOL is lower than the T_{designh} of the considered climate then the outdoor dry bulb temperature T_j is equal to T_{designh}.

PRODUCT INFORMATION / TECHNICAL DOCUMENTATION

Model(s):	Outdoor unit:	PUD-SWM120VAA(-BS)
	Indoor unit:	EHST20D-****D
Air-to-water heat pump:		yes
Water-to-water heat pump:		no
Brine-to-water heat pump:		no
Low-temperature heat pump:		no
Equipped with a supplementary heater:		yes
Heat pump combination heater:		yes
Parameters for		low-temperature application.
Parameters for		colder climate conditions.

Item	Symbol	Value	Unit	Item	Symbol	Value	Unit
Rated heat output (*)	Prated	12.0	kW	Seasonal space heating energy efficiency	η_s	140	%
Declared capacity for heating for part load at indoor temperature 20 °C and outdoor temperature T _j				Declared coefficient of performance or primary energy ratio for part load at indoor temperature 20 °C and outdoor temperature T _j			
T _j = - 7 °C	P _d h	7.3	kW	T _j = - 7 °C	COP _d	3.50	-
Degradation co-efficient (**)	C _d h	0.99	-	T _j = + 2 °C	COP _d	3.90	-
T _j = + 2 °C	P _d h	4.5	kW	T _j = + 7 °C	COP _d	5.20	-
Degradation co-efficient (**)	C _d h	0.99	-	T _j = +12 °C	COP _d	7.24	-
T _j = + 7 °C	P _d h	3.9	kW	T _j = bivalent temperature	COP _d	1.98	-
Degradation co-efficient (**)	C _d h	0.98	-	T _j = operation limit temperature (***)	COP _d	1.71	-
T _j = +12 °C	P _d h	5.5	kW	T _j = - 15 °C (if TOL < - 20 °C)	COP _d	2.03	-
Degradation co-efficient (**)	C _d h	0.98	-	Operation limit temperature	TOL	-25	°C
T _j = bivalent temperature	P _d h	10.1	kW	Heating water operating limit temperature	WTOL	60	°C
T _j = operation limit temperature (***)	P _d h	8.7	kW	Supplementary heater			
T _j = - 15 °C (if TOL < - 20 °C)	P _d h	10.3	kW	Rated heat output (*)	P _{sup}	3.3	kW
Bivalent temperature	T _{biv}	-16	°C	Type of energy input	Electrical		
Reference design conditions for space heating	T _{designh}	-22	°C	Power consumption in modes other than active mode			
Off mode				P _{OFF}			
Thermostat-off mode				P _{TO}			
Standby mode				P _{SB}			
Crankcase heater mode				P _{CK}			
Other items				Rated air flow rate, outdoors			
Capacity control	variable			-	2640	m ³ /h	
Sound power level, indoors/outdoors	L _{WA}	41 / 60	dBA				
Annual energy consumption	Q _{HE}	8265	kWh				
For heat pump combination heater:				Water heating energy efficiency			
Declared load profile	L			η_{wh}	120	%	
Daily electricity consumption	Q _{elec}	4.090	kWh				
Annual electricity consumption	AEC	900	kWh				

Contact details

MITSUBISHI ELECTRIC AIR CODITIONING SYSTEM EUROPE LTD.

Nettlehill Road, Houston Industrial Estate, Livingston, EH54 5EQ, Scotland, U.K.

The identification and signature of the person empowered to bind the supplier;

Atsushi EDAYOSHI

The signature is signed in the average climate / medium-temperature section.

Manager, Quality Assurance Department

UNITED KINGDOM

· Details and precautions on installation, maintenance and assembly can be found in the installation and or operation manuals.

· Details and precautions on recycling and/or disposal at end-of-life can be found in the installation and or operation manuals.

(*) For heat pump space heaters and heat pump combination heaters, the rated heat output Prated is equal to the design load for heating Pdesignh, and the rated heat output of a supplementary heater Psup is equal to the supplementary capacity for heating sup(Tj).

(**) If Cdh is not determined by measurement then the default degradation coefficient is Cdh = 0,9.

(***) If the declared TOL is lower than the T designh of the considered climate then the outdoor dry bulb temperature Tj is equal to T designh.

PRODUCT INFORMATION / TECHNICAL DOCUMENTATION

Model(s):	Outdoor unit:	PUD-SWM120VAA(-BS)
	Indoor unit:	EHST20D-****D
Air-to-water heat pump:		yes
Water-to-water heat pump:		no
Brine-to-water heat pump:		no
Low-temperature heat pump:		no
Equipped with a supplementary heater:		yes
Heat pump combination heater:		yes
Parameters for		medium-temperature application.
Parameters for		warmer climate conditions.

Item	Symbol	Value	Unit	Item	Symbol	Value	Unit
Rated heat output (*)	Prated	12.0	kW	Seasonal space heating energy efficiency	η_s	150	%
Declared capacity for heating for part load at indoor temperature 20 °C and outdoor temperature T _j				Declared coefficient of performance or primary energy ratio for part load at indoor temperature 20 °C and outdoor temperature T _j			
T _j = - 7 °C	P _{d,h}	-	kW	T _j = - 7 °C	COP _d	-	-
Degradation co-efficient (**)	C _{d,h}	-	-	T _j = + 2 °C	COP _d	1.85	-
T _j = + 2 °C	P _{d,h}	12.0	kW	T _j = + 7 °C	COP _d	3.20	-
Degradation co-efficient (**)	C _{d,h}	1.00	-	T _j = +12 °C	COP _d	5.31	-
T _j = + 7 °C	P _{d,h}	7.7	kW	T _j = bivalent temperature	COP _d	1.85	-
Degradation co-efficient (**)	C _{d,h}	0.99	-	T _j = operation limit temperature (***)	COP _d	1.85	-
T _j = +12 °C	P _{d,h}	5.2	kW	Operation limit temperature	TOL	-25	°C
Degradation co-efficient (**)	C _{d,h}	0.99	-	Heating water operating limit temperature	WTOL	60	°C
T _j = bivalent temperature	P _{d,h}	12.0	kW	Supplementary heater			
T _j = operation limit temperature (***)	P _{d,h}	12.0	kW	Rated heat output (*)	P _{sup}	0.0	kW
Bivalent temperature	T _{biv}	2	°C	Type of energy input	Electrical		
Reference design conditions for space heating	T _{designh}	2	°C	Power consumption in modes other than active mode			
Off mode				P _{OFF}			
Thermostat-off mode				P _{TO}			
Standby mode				P _{SB}			
Crankcase heater mode				P _{CK}			
Other items				Rated air flow rate, outdoors			
Capacity control	variable			-	2640	m ³ /h	
Sound power level, indoors/outdoors	L _{WA}	41 / 60	dBA				
Annual energy consumption	Q _{HE}	4188	kWh				
For heat pump combination heater:				Water heating energy efficiency			
Declared load profile	L			η_{wh}	162	%	
Daily electricity consumption	Q _{elec}	3.070	kWh				
Annual electricity consumption	AEC	675	kWh				

Contact details							
MITSUBISHI ELECTRIC AIR CODITIONING SYSTEM EUROPE LTD.				Nettlehill Road, Houston Industrial Estate, Livingston, EH54 5EQ, Scotland, U.K.			
The identification and signature of the person empowered to bind the supplier;							
				Atsushi EDAYOSHI			
The signature is signed in the average climate / medium-temperature section.							
				Manager, Quality Assurance Department			
UNITED KINGDOM							

· Details and precautions on installation, maintenance and assembly can be found in the installation and or operation manuals.

· Details and precautions on recycling and/or disposal at end-of-life can be found in the installation and or operation manuals.

(*) For heat pump space heaters and heat pump combination heaters, the rated heat output Prated is equal to the design load for heating Pdesignh, and the rated heat output of a supplementary heater Psup is equal to the supplementary capacity for heating sup(T_j).

(**) If C_{d,h} is not determined by measurement then the default degradation coefficient is C_{d,h} = 0,9.

(***) If the declared TOL is lower than the T_{designh} of the considered climate then the outdoor dry bulb temperature T_j is equal to T_{designh}.

PRODUCT INFORMATION / TECHNICAL DOCUMENTATION

Model(s):	Outdoor unit:	PUD-SWM120VAA(-BS)
	Indoor unit:	EHST20D-****D
Air-to-water heat pump:		yes
Water-to-water heat pump:		no
Brine-to-water heat pump:		no
Low-temperature heat pump:		no
Equipped with a supplementary heater:		yes
Heat pump combination heater:		yes
Parameters for		low-temperature application.
Parameters for		warmer climate conditions.

Item	Symbol	Value	Unit	Item	Symbol	Value	Unit
Rated heat output (*)	Prated	12.0	kW	Seasonal space heating energy efficiency	η_s	217	%
Declared capacity for heating for part load at indoor temperature 20 °C and outdoor temperature Tj				Declared coefficient of performance or primary energy ratio for part load at indoor temperature 20 °C and outdoor temperature Tj			
Tj = - 7 °C	Pdh	-	kW	Tj = - 7 °C	COPd	-	-
Degradation co-efficient (**)	Cdh	-	-	Tj = + 2 °C	COPd	3.24	-
Tj = + 2 °C	Pdh	12.0	kW	Tj = + 7 °C	COPd	4.95	-
Degradation co-efficient (**)	Cdh	1.00	-	Tj = +12 °C	COPd	6.92	-
Tj = + 7 °C	Pdh	7.7	kW	Tj = bivalent temperature	COPd	3.24	-
Degradation co-efficient (**)	Cdh	0.99	-	Tj = operation limit temperature (***)	COPd	3.24	-
Tj = +12 °C	Pdh	4.4	kW	Operation limit temperature	TOL	-25	°C
Degradation co-efficient (**)	Cdh	0.98	-	Heating water operating limit temperature	WTOL	60	°C
Tj = bivalent temperature	Pdh	12.0	kW	Supplementary heater			
Tj = operation limit temperature (***)	Pdh	12.0	kW	Rated heat output (*)	Psup	0.0	kW
Bivalent temperature	Tbiv	2	°C	Type of energy input	Electrical		
Reference design conditions for space heating	Tdesignh	2	°C	Power consumption in modes other than active mode			
Off mode				P _{OFF}			
Thermostat-off mode				P _{TO}			
Standby mode				P _{SB}			
Crankcase heater mode				P _{CK}			

Capacity control	variable			Rated air flow rate, outdoors	-	2640	m ³ /h
Sound power level, indoors/outdoors	L _{WA}	41 / 60	dBA				
Annual energy consumption	Q _{HE}	2921	kWh				

For heat pump combination heater:				Water heating energy efficiency			
Declared load profile	L			η_{wh}	162	%	
Daily electricity consumption	Q _{elec}	3.070	kWh				
Annual electricity consumption	AEC	675	kWh				

Contact details

MITSUBISHI ELECTRIC AIR CODITIONING SYSTEM EUROPE LTD. Nettlehill Road, Houston Industrial Estate, Livingston, EH54 5EQ, Scotland, U.K.

The identification and signature of the person empowered to bind the supplier;

Atsushi EDAYOSHI

The signature is signed in the average climate / medium-temperature section.

Manager, Quality Assurance Department

UNITED KINGDOM

· Details and precautions on installation, maintenance and assembly can be found in the installation and or operation manuals.

· Details and precautions on recycling and/or disposal at end-of-life can be found in the installation and or operation manuals.

(*) For heat pump space heaters and heat pump combination heaters, the rated heat output Prated is equal to the design load for heating Pdesignh, and the rated heat output of a supplementary heater Psup is equal to the supplementary capacity for heating sup(Tj).

(**) If Cdh is not determined by measurement then the default degradation coefficient is Cdh = 0,9.

(***) If the declared TOL is lower than the T designh of the considered climate then the outdoor dry bulb temperature Tj is equal to T designh.

PRODUCT INFORMATION / TECHNICAL DOCUMENTATION

Model(s):	Outdoor unit:	PUD-SWM120VAA(-BS)
	Indoor unit:	EHST20D-MED
Air-to-water heat pump:		yes
Water-to-water heat pump:		no
Brine-to-water heat pump:		no
Low-temperature heat pump:		no
Equipped with a supplementary heater:		no
Heat pump combination heater:		yes
Parameters for		medium-temperature application.
Parameters for		average climate conditions.


Item	Symbol	Value	Unit	Item	Symbol	Value	Unit
Rated heat output (*)	Prated	12.0	kW	Seasonal space heating energy efficiency	η_s	129	%
Declared capacity for heating for part load at indoor temperature 20 °C and outdoor temperature Tj				Declared coefficient of performance or primary energy ratio for part load at indoor temperature 20 °C and outdoor temperature Tj			
Tj = - 7 °C	Pdh	10.6	kW	Tj = - 7 °C	COPd	1.94	-
Degradation co-efficient (**)	Cdh	1.00	-	Tj = + 2 °C	COPd	3.10	-
Tj = + 2 °C	Pdh	6.5	kW	Tj = + 7 °C	COPd	4.73	-
Degradation co-efficient (**)	Cdh	0.99	-	Tj = +12 °C	COPd	6.94	-
Tj = + 7 °C	Pdh	5.3	kW	Tj = bivalent temperature	COPd	1.94	-
Degradation co-efficient (**)	Cdh	0.99	-	Tj = operation limit temperature (***)	COPd	1.88	-
Tj = +12 °C	Pdh	4.3	kW	Operation limit temperature	TOL	-25	°C
Degradation co-efficient (**)	Cdh	0.98	-	Heating water operating limit temperature	WTOL	60	°C
Tj = bivalent temperature	Pdh	10.6	kW	Supplementary heater			
Tj = operation limit temperature (***)	Pdh	10.2	kW	Rated heat output (*)	Psup	1.8	kW
Bivalent temperature	Tbiv	-7	°C	Type of energy input	Electrical		
Reference design conditions for space heating	Tdesignh	-10	°C	Power consumption in modes other than active mode			
Off mode				P _{OFF}			
Thermostat-off mode				P _{TO}			
Standby mode				P _{SB}			
Crankcase heater mode				P _{CK}			

Capacity control	variable			Rated air flow rate, outdoors	-	2640	m ³ /h
Sound power level, indoors/outdoors	L _{WA}	41 / 60	dBA				
Annual energy consumption	Q _{HE}	7519	kWh				

For heat pump combination heater:				Water heating energy efficiency			
Declared load profile	L			η_{wh}	148	%	
Daily electricity consumption	Q _{elec}	3.340	kWh				
Annual electricity consumption	AEC	736	kWh				

Contact details: MITSUBISHI ELECTRIC AIR CODITIONING SYSTEM EUROPE LTD. Nettlehill Road, Houston Industrial Estate, Livingston, EH54 5EQ, Scotland, U.K.

The identification and signature of the person empowered to bind the supplier:



Atsushi EDAYOSHI
 Manager, Quality Assurance Department
 UNITED KINGDOM

· Details and precautions on installation, maintenance and assembly can be found in the installation and or operation manuals.
 · Details and precautions on recycling and/or disposal at end-of-life can be found in the installation and or operation manuals.
 (*) For heat pump space heaters and heat pump combination heaters, the rated heat output Prated is equal to the design load for heating Pdesignh, and the rated heat output of a supplementary heater Psup is equal to the supplementary capacity for heating sup(Tj).
 (**) If Cdh is not determined by measurement then the default degradation coefficient is Cdh = 0,9.
 (***) If the declared TOL is lower than the T designh of the considered climate then the outdoor dry bulb temperature Tj is equal to T designh.

PRODUCT INFORMATION / TECHNICAL DOCUMENTATION

Model(s):	Outdoor unit:	PUD-SWM120VAA(-BS)
	Indoor unit:	EHST20D-MED
Air-to-water heat pump:		yes
Water-to-water heat pump:		no
Brine-to-water heat pump:		no
Low-temperature heat pump:		no
Equipped with a supplementary heater:		no
Heat pump combination heater:		yes
Parameters for		low-temperature application.
Parameters for		average climate conditions.

Item	Symbol	Value	Unit	Item	Symbol	Value	Unit
Rated heat output (*)	Prated	12.0	kW	Seasonal space heating energy efficiency	η_s	177	%
Declared capacity for heating for part load at indoor temperature 20 °C and outdoor temperature Tj				Declared coefficient of performance or primary energy ratio for part load at indoor temperature 20 °C and outdoor temperature Tj			
Tj = - 7 °C	Pdh	10.6	kW	Tj = - 7 °C	COPd	2.85	-
Degradation co-efficient (**)	Cdh	1.00	-	Tj = + 2 °C	COPd	4.45	-
Tj = + 2 °C	Pdh	6.5	kW	Tj = + 7 °C	COPd	5.83	-
Degradation co-efficient (**)	Cdh	0.99	-	Tj = +12 °C	COPd	7.86	-
Tj = + 7 °C	Pdh	5.6	kW	Tj = bivalent temperature	COPd	2.85	-
Degradation co-efficient (**)	Cdh	0.98	-	Tj = operation limit temperature (***)	COPd	2.64	-
Tj = +12 °C	Pdh	4.4	kW	Operation limit temperature	TOL	-25	°C
Degradation co-efficient (**)	Cdh	0.97	-	Heating water operating limit temperature	WTOL	60	°C
Tj = bivalent temperature	Pdh	10.6	kW	Supplementary heater			
Tj = operation limit temperature (***)	Pdh	10.2	kW	Rated heat output (*)	Psup	1.8	kW
Bivalent temperature	Tbiv	-7	°C	Type of energy input	Electrical		
Reference design conditions for space heating	Tdesignh	-10	°C	Power consumption in modes other than active mode			
Off mode				P _{OFF}			
Thermostat-off mode				P _{TO}			
Standby mode				P _{SB}			
Crankcase heater mode				P _{CK}			

Capacity control	variable			Rated air flow rate, outdoors	-	2640	m ³ /h
Sound power level, indoors/outdoors	L _{WA}	41 / 60	dBA				
Annual energy consumption	Q _{HE}	5512	kWh				

For heat pump combination heater:				Water heating energy efficiency			
Declared load profile	L			η_{wh}	148	%	
Daily electricity consumption	Q _{elec}	3.340	kWh				
Annual electricity consumption	AEC	736	kWh				

Contact details

MITSUBISHI ELECTRIC AIR CODITIONING SYSTEM EUROPE LTD. Nettlehill Road, Houston Industrial Estate, Livingston, EH54 5EQ, Scotland, U.K.

The identification and signature of the person empowered to bind the supplier;

Atsushi EDAYOSHI

The signature is signed in the average climate / medium-temperature section.

Manager, Quality Assurance Department

UNITED KINGDOM

· Details and precautions on installation, maintenance and assembly can be found in the installation and or operation manuals.

· Details and precautions on recycling and/or disposal at end-of-life can be found in the installation and or operation manuals.

(*) For heat pump space heaters and heat pump combination heaters, the rated heat output Prated is equal to the design load for heating Pdesignh, and the rated heat output of a supplementary heater Psup is equal to the supplementary capacity for heating sup(Tj).

(**) If Cdh is not determined by measurement then the default degradation coefficient is Cdh = 0,9.

(***) If the declared TOL is lower than the T designh of the considered climate then the outdoor dry bulb temperature Tj is equal to T designh.

PRODUCT INFORMATION / TECHNICAL DOCUMENTATION

Model(s):	Outdoor unit:	PUD-SWM120VAA(-BS)
	Indoor unit:	EHST20D-MED
Air-to-water heat pump:		yes
Water-to-water heat pump:		no
Brine-to-water heat pump:		no
Low-temperature heat pump:		no
Equipped with a supplementary heater:		no
Heat pump combination heater:		yes
Parameters for		medium-temperature application.
Parameters for		colder climate conditions.

Item	Symbol	Value	Unit	Item	Symbol	Value	Unit
Rated heat output (*)	Prated	12.0	kW	Seasonal space heating energy efficiency	η_s	109	%
Declared capacity for heating for part load at indoor temperature 20 °C and outdoor temperature T _j				Declared coefficient of performance or primary energy ratio for part load at indoor temperature 20 °C and outdoor temperature T _j			
T _j = - 7 °C	P _{d,h}	7.3	kW	T _j = - 7 °C	COP _d	2.60	-
Degradation co-efficient (**)	C _{d,h}	1.00	-	T _j = + 2 °C	COP _d	3.20	-
T _j = + 2 °C	P _{d,h}	4.4	kW	T _j = + 7 °C	COP _d	4.65	-
Degradation co-efficient (**)	C _{d,h}	0.99	-	T _j = +12 °C	COP _d	6.90	-
T _j = + 7 °C	P _{d,h}	3.8	kW	T _j = bivalent temperature	COP _d	1.45	-
Degradation co-efficient (**)	C _{d,h}	0.98	-	T _j = operation limit temperature (***)	COP _d	1.70	-
T _j = +12 °C	P _{d,h}	4.4	kW	T _j = - 15 °C (if TOL < - 20 °C)	COP _d	1.42	-
Degradation co-efficient (**)	C _{d,h}	0.98	-	Operation limit temperature	TOL	-25	°C
T _j = bivalent temperature	P _{d,h}	9.2	kW	Heating water operating limit temperature	WTOL	60	°C
T _j = operation limit temperature (***)	P _{d,h}	8.2	kW	Supplementary heater			
T _j = - 15 °C (if TOL < - 20 °C)	P _{d,h}	8.7	kW	Rated heat output (*)	P _{sup}	3.8	kW
Bivalent temperature	T _{biv}	-13	°C	Type of energy input	Electrical		
Reference design conditions for space heating	T _{designh}	-22	°C				
Power consumption in modes other than active mode							
Off mode	P _{OFF}	0.015	kW				
Thermostat-off mode	P _{TO}	0.015	kW				
Standby mode	P _{SB}	0.015	kW				
Crankcase heater mode	P _{CK}	0.000	kW				

Other items				Rated air flow rate, outdoors			
Capacity control	variable			-	2640	m ³ /h	
Sound power level, indoors/outdoors	L _{WA}	41 / 60	dBA				
Annual energy consumption	Q _{HE}	10611	kWh				

For heat pump combination heater:				Water heating energy efficiency			
Declared load profile	L			η_{wh}	120	%	
Daily electricity consumption	Q _{elec}	4.090	kWh				
Annual electricity consumption	AEC	900	kWh				

Contact details		MITSUBISHI ELECTRIC AIR CODITIONING SYSTEM EUROPE LTD.		Nettlehill Road, Houston Industrial Estate, Livingston, EH54 5EQ, Scotland, U.K.	
-----------------	--	--	--	--	--

The identification and signature of the person empowered to bind the supplier;

Atsushi EDAYOSHI

The signature is signed in the average climate / medium-temperature section.

Manager, Quality Assurance Department

UNITED KINGDOM

· Details and precautions on installation, maintenance and assembly can be found in the installation and or operation manuals.

· Details and precautions on recycling and/or disposal at end-of-life can be found in the installation and or operation manuals.

(*) For heat pump space heaters and heat pump combination heaters, the rated heat output Prated is equal to the design load for heating Pdesignh, and the rated heat output of a supplementary heater Psup is equal to the supplementary capacity for heating sup(T_j).

(**) If C_{d,h} is not determined by measurement then the default degradation coefficient is C_{d,h} = 0,9.

(***) If the declared TOL is lower than the T_{designh} of the considered climate then the outdoor dry bulb temperature T_j is equal to T_{designh}.

PRODUCT INFORMATION / TECHNICAL DOCUMENTATION

Model(s):	Outdoor unit:	PUD-SWM120VAA(-BS)
	Indoor unit:	EHST20D-MED
Air-to-water heat pump:		yes
Water-to-water heat pump:		no
Brine-to-water heat pump:		no
Low-temperature heat pump:		no
Equipped with a supplementary heater:		no
Heat pump combination heater:		yes
Parameters for		low-temperature application.
Parameters for		colder climate conditions.

Item	Symbol	Value	Unit	Item	Symbol	Value	Unit
Rated heat output (*)	Prated	12.0	kW	Seasonal space heating energy efficiency	η_s	140	%
Declared capacity for heating for part load at indoor temperature 20 °C and outdoor temperature T _j				Declared coefficient of performance or primary energy ratio for part load at indoor temperature 20 °C and outdoor temperature T _j			
T _j = - 7 °C	P _{d,h}	7.3	kW	T _j = - 7 °C	COP _d	3.50	-
Degradation co-efficient (**)	C _{d,h}	0.99	-	T _j = + 2 °C	COP _d	3.90	-
T _j = + 2 °C	P _{d,h}	4.5	kW	T _j = + 7 °C	COP _d	5.20	-
Degradation co-efficient (**)	C _{d,h}	0.99	-	T _j = +12 °C	COP _d	7.24	-
T _j = + 7 °C	P _{d,h}	3.9	kW	T _j = bivalent temperature	COP _d	1.98	-
Degradation co-efficient (**)	C _{d,h}	0.98	-	T _j = operation limit temperature (***)	COP _d	1.71	-
T _j = +12 °C	P _{d,h}	5.5	kW	T _j = - 15 °C (if TOL < - 20 °C)	COP _d	2.03	-
Degradation co-efficient (**)	C _{d,h}	0.98	-	Operation limit temperature	TOL	-25	°C
T _j = bivalent temperature	P _{d,h}	10.1	kW	Heating water operating limit temperature	WTOL	60	°C
T _j = operation limit temperature (***)	P _{d,h}	8.7	kW	Supplementary heater			
T _j = - 15 °C (if TOL < - 20 °C)	P _{d,h}	10.3	kW	Rated heat output (*)	P _{sup}	3.3	kW
Bivalent temperature	T _{biv}	-16	°C	Type of energy input	Electrical		
Reference design conditions for space heating	T _{designh}	-22	°C				
Power consumption in modes other than active mode							
Off mode	P _{OFF}	0.015	kW				
Thermostat-off mode	P _{TO}	0.015	kW				
Standby mode	P _{SB}	0.015	kW				
Crankcase heater mode	P _{CK}	0.000	kW				

Other items				Rated air flow rate, outdoors			
Capacity control	variable			-	2640	m ³ /h	
Sound power level, indoors/outdoors	L _{WA}	41 / 60	dBA				
Annual energy consumption	Q _{HE}	8265	kWh				

For heat pump combination heater:				Water heating energy efficiency			
Declared load profile	L			η_{wh}	120	%	
Daily electricity consumption	Q _{elec}	4.090	kWh				
Annual electricity consumption	AEC	900	kWh				

Contact details		MITSUBISHI ELECTRIC AIR CODITIONING SYSTEM EUROPE LTD.		Nettlehill Road, Houston Industrial Estate, Livingston, EH54 5EQ, Scotland, U.K.	
-----------------	--	--	--	--	--

The identification and signature of the person empowered to bind the supplier;

Atsushi EDAYOSHI

The signature is signed in the average climate / medium-temperature section.

Manager, Quality Assurance Department

UNITED KINGDOM

· Details and precautions on installation, maintenance and assembly can be found in the installation and or operation manuals.

· Details and precautions on recycling and/or disposal at end-of-life can be found in the installation and or operation manuals.

(*) For heat pump space heaters and heat pump combination heaters, the rated heat output Prated is equal to the design load for heating P_{designh}, and the rated heat output of a supplementary heater P_{sup} is equal to the supplementary capacity for heating sup(T_j).

(**) If C_{d,h} is not determined by measurement then the default degradation coefficient is C_{d,h} = 0,9.

(***) If the declared TOL is lower than the T_{designh} of the considered climate then the outdoor dry bulb temperature T_j is equal to T_{designh}.

PRODUCT INFORMATION / TECHNICAL DOCUMENTATION

Model(s):	Outdoor unit:	PUD-SWM120VAA(-BS)
	Indoor unit:	EHST20D-MED
Air-to-water heat pump:		yes
Water-to-water heat pump:		no
Brine-to-water heat pump:		no
Low-temperature heat pump:		no
Equipped with a supplementary heater:		no
Heat pump combination heater:		yes
Parameters for		medium-temperature application.
Parameters for		warmer climate conditions.

Item	Symbol	Value	Unit	Item	Symbol	Value	Unit
Rated heat output (*)	Prated	12.0	kW	Seasonal space heating energy efficiency	η_s	150	%
Declared capacity for heating for part load at indoor temperature 20 °C and outdoor temperature Tj				Declared coefficient of performance or primary energy ratio for part load at indoor temperature 20 °C and outdoor temperature Tj			
Tj = - 7 °C	Pdh	-	kW	Tj = - 7 °C	COPd	-	-
Degradation co-efficient (**)	Cdh	-	-	Tj = + 2 °C	COPd	1.85	-
Tj = + 2 °C	Pdh	12.0	kW	Tj = + 7 °C	COPd	3.20	-
Degradation co-efficient (**)	Cdh	1.00	-	Tj = +12 °C	COPd	5.31	-
Tj = + 7 °C	Pdh	7.7	kW	Tj = bivalent temperature	COPd	1.85	-
Degradation co-efficient (**)	Cdh	0.99	-	Tj = operation limit temperature (***)	COPd	1.85	-
Tj = +12 °C	Pdh	5.2	kW	Operation limit temperature	TOL	-25	°C
Degradation co-efficient (**)	Cdh	0.99	-	Heating water operating limit temperature	WTOL	60	°C
Tj = bivalent temperature	Pdh	12.0	kW	Supplementary heater			
Tj = operation limit temperature (***)	Pdh	12.0	kW	Rated heat output (*)	Psup	0.0	kW
Bivalent temperature	Tbiv	2	°C	Type of energy input	Electrical		
Reference design conditions for space heating	Tdesignh	2	°C				
Power consumption in modes other than active mode							
Off mode	P _{OFF}	0.015	kW				
Thermostat-off mode	P _{TO}	0.015	kW				
Standby mode	P _{SB}	0.015	kW				
Crankcase heater mode	P _{CK}	0.000	kW				

Other items				Rated air flow rate, outdoors	-	2640	m ³ /h
Capacity control	variable						
Sound power level, indoors/outdoors	L _{WA}	41 / 60	dBA				
Annual energy consumption	Q _{HE}	4188	kWh				

For heat pump combination heater:				Water heating energy efficiency	η_{wh}	162	%
Declared load profile	L						
Daily electricity consumption	Q _{elec}	3.070	kWh				
Annual electricity consumption	AEC	675	kWh				

Contact details

MITSUBISHI ELECTRIC AIR CODITIONING SYSTEM EUROPE LTD. Nettlehill Road, Houston Industrial Estate, Livingston, EH54 5EQ, Scotland, U.K.

The identification and signature of the person empowered to bind the supplier;

Atsushi EDAYOSHI

The signature is signed in the average climate / medium-temperature section.

Manager, Quality Assurance Department

UNITED KINGDOM

· Details and precautions on installation, maintenance and assembly can be found in the installation and or operation manuals.

· Details and precautions on recycling and/or disposal at end-of-life can be found in the installation and or operation manuals.

(*) For heat pump space heaters and heat pump combination heaters, the rated heat output Prated is equal to the design load for heating Pdesignh, and the rated heat output of a supplementary heater Psup is equal to the supplementary capacity for heating sup(Tj).

(**) If Cdh is not determined by measurement then the default degradation coefficient is Cdh = 0,9.

(***) If the declared TOL is lower than the T designh of the considered climate then the outdoor dry bulb temperature Tj is equal to T designh.

PRODUCT INFORMATION / TECHNICAL DOCUMENTATION

Model(s):	Outdoor unit:	PUD-SWM120VAA(-BS)
	Indoor unit:	EHST20D-MED
Air-to-water heat pump:		yes
Water-to-water heat pump:		no
Brine-to-water heat pump:		no
Low-temperature heat pump:		no
Equipped with a supplementary heater:		no
Heat pump combination heater:		yes
Parameters for		low-temperature application.
Parameters for		warmer climate conditions.

Item	Symbol	Value	Unit	Item	Symbol	Value	Unit
Rated heat output (*)	Prated	12.0	kW	Seasonal space heating energy efficiency	η_s	217	%
Declared capacity for heating for part load at indoor temperature 20 °C and outdoor temperature Tj				Declared coefficient of performance or primary energy ratio for part load at indoor temperature 20 °C and outdoor temperature Tj			
Tj = - 7 °C	Pdh	-	kW	Tj = - 7 °C	COPd	-	-
Degradation co-efficient (**)	Cdh	-	-	Tj = + 2 °C	COPd	3.24	-
Tj = + 2 °C	Pdh	12.0	kW	Tj = + 7 °C	COPd	4.95	-
Degradation co-efficient (**)	Cdh	1.00	-	Tj = +12 °C	COPd	6.92	-
Tj = + 7 °C	Pdh	7.7	kW	Tj = bivalent temperature	COPd	3.24	-
Degradation co-efficient (**)	Cdh	0.99	-	Tj = operation limit temperature (***)	COPd	3.24	-
Tj = +12 °C	Pdh	4.4	kW	Operation limit temperature	TOL	-25	°C
Degradation co-efficient (**)	Cdh	0.98	-	Heating water operating limit temperature	WTOL	60	°C
Tj = bivalent temperature	Pdh	12.0	kW	Supplementary heater			
Tj = operation limit temperature (***)	Pdh	12.0	kW	Rated heat output (*)	Psup	0.0	kW
Bivalent temperature	Tbiv	2	°C	Type of energy input	Electrical		
Reference design conditions for space heating	Tdesignh	2	°C	Power consumption in modes other than active mode			
Power consumption in modes other than active mode				Off mode			
Off mode	P _{OFF}	0.015	kW	Thermostat-off mode	P _{TO}	0.015	kW
Thermostat-off mode	P _{TO}	0.015	kW	Standby mode	P _{SB}	0.015	kW
Standby mode	P _{SB}	0.015	kW	Crankcase heater mode	P _{CK}	0.000	kW
Crankcase heater mode	P _{CK}	0.000	kW	Other items			

Capacity control	variable			Rated air flow rate, outdoors	-	2640	m ³ /h
Sound power level, indoors/outdoors	L _{WA}	41 / 60	dBA				
Annual energy consumption	Q _{HE}	2921	kWh				

For heat pump combination heater:				Water heating energy efficiency			
Declared load profile	L			η_{wh}	162	%	
Daily electricity consumption	Q _{elec}	3.070	kWh				
Annual electricity consumption	AEC	675	kWh				

Contact details
 MITSUBISHI ELECTRIC AIR CODITIONING SYSTEM EUROPE LTD. Nettlehill Road, Houston Industrial Estate, Livingston, EH54 5EQ, Scotland, U.K.

The identification and signature of the person empowered to bind the supplier;
 Atsushi EDAYOSHI
 The signature is signed in the average climate / medium-temperature section.
 Manager, Quality Assurance Department
 UNITED KINGDOM

· Details and precautions on installation, maintenance and assembly can be found in the installation and or operation manuals.
 · Details and precautions on recycling and/or disposal at end-of-life can be found in the installation and or operation manuals.
 (*) For heat pump space heaters and heat pump combination heaters, the rated heat output Prated is equal to the design load for heating Pdesignh, and the rated heat output of a supplementary heater Psup is equal to the supplementary capacity for heating sup(Tj).
 (**) If Cdh is not determined by measurement then the default degradation coefficient is Cdh = 0,9.
 (***) If the declared TOL is lower than the T designh of the considered climate then the outdoor dry bulb temperature Tj is equal to T designh.

PRODUCT INFORMATION / TECHNICAL DOCUMENTATION

Model(s):	Outdoor unit:	PUD-SWM120VAA(-BS)
	Indoor unit:	ERST20D-****D
Air-to-water heat pump:		yes
Water-to-water heat pump:		no
Brine-to-water heat pump:		no
Low-temperature heat pump:		no
Equipped with a supplementary heater:		yes
Heat pump combination heater:		yes
Parameters for		medium-temperature application.
Parameters for		average climate conditions.


Item	Symbol	Value	Unit	Item	Symbol	Value	Unit
Rated heat output (*)	Prated	12.0	kW	Seasonal space heating energy efficiency	η_s	129	%
Declared capacity for heating for part load at indoor temperature 20 °C and outdoor temperature Tj				Declared coefficient of performance or primary energy ratio for part load at indoor temperature 20 °C and outdoor temperature Tj			
Tj = - 7 °C	Pdh	10.6	kW	Tj = - 7 °C	COPd	1.94	-
Degradation co-efficient (**)	Cdh	1.00	-	Tj = + 2 °C	COPd	3.10	-
Tj = + 2 °C	Pdh	6.5	kW	Tj = + 7 °C	COPd	4.73	-
Degradation co-efficient (**)	Cdh	0.99	-	Tj = +12 °C	COPd	6.94	-
Tj = + 7 °C	Pdh	5.3	kW	Tj = bivalent temperature	COPd	1.94	-
Degradation co-efficient (**)	Cdh	0.99	-	Tj = operation limit temperature (***)	COPd	1.88	-
Tj = +12 °C	Pdh	4.3	kW	Operation limit temperature	TOL	-25	°C
Degradation co-efficient (**)	Cdh	0.98	-	Heating water operating limit temperature	WTOL	60	°C
Tj = bivalent temperature	Pdh	10.6	kW	Supplementary heater			
Tj = operation limit temperature (***)	Pdh	10.2	kW	Rated heat output (*)	Psup	1.8	kW
Bivalent temperature	Tbiv	-7	°C	Type of energy input	Electrical		
Reference design conditions for space heating	Tdesignh	-10	°C	Power consumption in modes other than active mode			
Off mode				P _{OFF}			
Thermostat-off mode				P _{TO}			
Standby mode				P _{SB}			
Crankcase heater mode				P _{CK}			

Capacity control	variable			Rated air flow rate, outdoors	-	2640	m ³ /h
Sound power level, indoors/outdoors	L _{WA}	41 / 60	dBA				
Annual energy consumption	Q _{HE}	7519	kWh				

For heat pump combination heater:				Water heating energy efficiency			
Declared load profile	L			η_{wh}	148	%	
Daily electricity consumption	Q _{elec}	3.340	kWh				
Annual electricity consumption	AEC	736	kWh				

Contact details: MITSUBISHI ELECTRIC AIR CODITIONING SYSTEM EUROPE LTD. Nettlehill Road, Houston Industrial Estate, Livingston, EH54 5EQ, Scotland, U.K.

The identification and signature of the person empowered to bind the supplier:



Atsushi EDAYOSHI
 Manager, Quality Assurance Department
 UNITED KINGDOM

· Details and precautions on installation, maintenance and assembly can be found in the installation and or operation manuals.
 · Details and precautions on recycling and/or disposal at end-of-life can be found in the installation and or operation manuals.
 (*) For heat pump space heaters and heat pump combination heaters, the rated heat output Prated is equal to the design load for heating Pdesignh, and the rated heat output of a supplementary heater Psup is equal to the supplementary capacity for heating sup(Tj).
 (**) If Cdh is not determined by measurement then the default degradation coefficient is Cdh = 0,9.
 (***) If the declared TOL is lower than the T designh of the considered climate then the outdoor dry bulb temperature Tj is equal to T designh.

PRODUCT INFORMATION / TECHNICAL DOCUMENTATION

Model(s):	Outdoor unit:	PUD-SWM120VAA(-BS)
	Indoor unit:	ERST20D-****D
Air-to-water heat pump:		yes
Water-to-water heat pump:		no
Brine-to-water heat pump:		no
Low-temperature heat pump:		no
Equipped with a supplementary heater:		yes
Heat pump combination heater:		yes
Parameters for		low-temperature application.
Parameters for		average climate conditions.

Item	Symbol	Value	Unit	Item	Symbol	Value	Unit
Rated heat output (*)	Prated	12.0	kW	Seasonal space heating energy efficiency	η_s	177	%
Declared capacity for heating for part load at indoor temperature 20 °C and outdoor temperature Tj				Declared coefficient of performance or primary energy ratio for part load at indoor temperature 20 °C and outdoor temperature Tj			
Tj = - 7 °C	Pdh	10.6	kW	Tj = - 7 °C	COPd	2.85	-
Degradation co-efficient (**)	Cdh	1.00	-	Tj = + 2 °C	COPd	4.45	-
Tj = + 2 °C	Pdh	6.5	kW	Tj = + 7 °C	COPd	5.83	-
Degradation co-efficient (**)	Cdh	0.99	-	Tj = +12 °C	COPd	7.86	-
Tj = + 7 °C	Pdh	5.6	kW	Tj = bivalent temperature	COPd	2.85	-
Degradation co-efficient (**)	Cdh	0.98	-	Tj = operation limit temperature (***)	COPd	2.64	-
Tj = +12 °C	Pdh	4.4	kW	Operation limit temperature	TOL	-25	°C
Degradation co-efficient (**)	Cdh	0.97	-	Heating water operating limit temperature	WTOL	60	°C
Tj = bivalent temperature	Pdh	10.6	kW	Supplementary heater			
Tj = operation limit temperature (***)	Pdh	10.2	kW	Rated heat output (*)	Psup	1.8	kW
Bivalent temperature	Tbiv	-7	°C	Type of energy input	Electrical		
Reference design conditions for space heating	Tdesignh	-10	°C	Power consumption in modes other than active mode			
Off mode				P _{OFF}			
Thermostat-off mode				P _{TO}			
Standby mode				P _{SB}			
Crankcase heater mode				P _{CK}			

Other items				Rated air flow rate, outdoors			
Capacity control	variable			-	2640	m ³ /h	
Sound power level, indoors/outdoors	L _{WA}	41 / 60	dBA				
Annual energy consumption	Q _{HE}	5512	kWh				

For heat pump combination heater:				Water heating energy efficiency			
Declared load profile	L			η_{wh}	148	%	
Daily electricity consumption	Q _{elec}	3.340	kWh				
Annual electricity consumption	AEC	736	kWh				

Contact details		MITSUBISHI ELECTRIC AIR CODITIONING SYSTEM EUROPE LTD.	Nettlehill Road, Houston Industrial Estate, Livingston, EH54 5EQ, Scotland, U.K.
-----------------	--	--	--

The identification and signature of the person empowered to bind the supplier;

Atsushi EDAYOSHI

The signature is signed in the average climate / medium-temperature section.

Manager, Quality Assurance Department

UNITED KINGDOM

· Details and precautions on installation, maintenance and assembly can be found in the installation and or operation manuals.

· Details and precautions on recycling and/or disposal at end-of-life can be found in the installation and or operation manuals.

(*) For heat pump space heaters and heat pump combination heaters, the rated heat output Prated is equal to the design load for heating Pdesignh, and the rated heat output of a supplementary heater Psup is equal to the supplementary capacity for heating sup(Tj).

(**) If Cdh is not determined by measurement then the default degradation coefficient is Cdh = 0,9.

(***) If the declared TOL is lower than the T designh of the considered climate then the outdoor dry bulb temperature Tj is equal to T designh.

PRODUCT INFORMATION / TECHNICAL DOCUMENTATION

Model(s):	Outdoor unit:	PUD-SWM120VAA(-BS)
	Indoor unit:	ERST20D-****D
Air-to-water heat pump:		yes
Water-to-water heat pump:		no
Brine-to-water heat pump:		no
Low-temperature heat pump:		no
Equipped with a supplementary heater:		yes
Heat pump combination heater:		yes
Parameters for		medium-temperature application.
Parameters for		colder climate conditions.

Item	Symbol	Value	Unit	Item	Symbol	Value	Unit
Rated heat output (*)	Prated	12.0	kW	Seasonal space heating energy efficiency	η_s	109	%
Declared capacity for heating for part load at indoor temperature 20 °C and outdoor temperature Tj				Declared coefficient of performance or primary energy ratio for part load at indoor temperature 20 °C and outdoor temperature Tj			
Tj = - 7 °C	Pdh	7.3	kW	Tj = - 7 °C	COPd	2.60	-
Degradation co-efficient (**)	Cdh	1.00	-	Tj = + 2 °C	COPd	3.20	-
Tj = + 2 °C	Pdh	4.4	kW	Tj = + 7 °C	COPd	4.65	-
Degradation co-efficient (**)	Cdh	0.99	-	Tj = +12 °C	COPd	6.90	-
Tj = + 7 °C	Pdh	3.8	kW	Tj = bivalent temperature	COPd	1.45	-
Degradation co-efficient (**)	Cdh	0.98	-	Tj = operation limit temperature (***)	COPd	1.70	-
Tj = +12 °C	Pdh	4.4	kW	Tj = - 15 °C (if TOL < - 20 °C)	COPd	1.42	-
Degradation co-efficient (**)	Cdh	0.98	-	Operation limit temperature	TOL	-25	°C
Tj = bivalent temperature	Pdh	9.2	kW	Heating water operating limit temperature	WTOL	60	°C
Tj = operation limit temperature (***)	Pdh	8.2	kW	Supplementary heater			
Tj = - 15 °C (if TOL < - 20 °C)	Pdh	8.7	kW	Rated heat output (*)	Psup	3.8	kW
Bivalent temperature	Tbiv	-13	°C	Type of energy input	Electrical		
Reference design conditions for space heating	Tdesignh	-22	°C				
Power consumption in modes other than active mode							
Off mode	P _{OFF}	0.015	kW				
Thermostat-off mode	P _{TO}	0.015	kW				
Standby mode	P _{SB}	0.015	kW				
Crankcase heater mode	P _{CK}	0.000	kW				

Other items				Rated air flow rate, outdoors			
Capacity control	variable			-	2640	m ³ /h	
Sound power level, indoors/outdoors	L _{WA}	41 / 60	dBA				
Annual energy consumption	Q _{HE}	10611	kWh				

For heat pump combination heater:				Water heating energy efficiency			
Declared load profile	L			η_{wh}	120	%	
Daily electricity consumption	Q _{elec}	4.090	kWh				
Annual electricity consumption	AEC	900	kWh				

Contact details

MITSUBISHI ELECTRIC AIR CODITIONING SYSTEM EUROPE LTD. Nettlehill Road, Houston Industrial Estate, Livingston, EH54 5EQ, Scotland, U.K.

The identification and signature of the person empowered to bind the supplier;

Atsushi EDAYOSHI

The signature is signed in the average climate / medium-temperature section.

Manager, Quality Assurance Department

UNITED KINGDOM

· Details and precautions on installation, maintenance and assembly can be found in the installation and or operation manuals.

· Details and precautions on recycling and/or disposal at end-of-life can be found in the installation and or operation manuals.

(*) For heat pump space heaters and heat pump combination heaters, the rated heat output Prated is equal to the design load for heating Pdesignh, and the rated heat output of a supplementary heater Psup is equal to the supplementary capacity for heating sup(Tj).

(**) If Cdh is not determined by measurement then the default degradation coefficient is Cdh = 0,9.

(***) If the declared TOL is lower than the T designh of the considered climate then the outdoor dry bulb temperature Tj is equal to T designh.

PRODUCT INFORMATION / TECHNICAL DOCUMENTATION

Model(s):	Outdoor unit:	PUD-SWM120VAA(-BS)
	Indoor unit:	ERST20D-****D
Air-to-water heat pump:		yes
Water-to-water heat pump:		no
Brine-to-water heat pump:		no
Low-temperature heat pump:		no
Equipped with a supplementary heater:		yes
Heat pump combination heater:		yes
Parameters for		medium-temperature application.
Parameters for		warmer climate conditions.

Item	Symbol	Value	Unit	Item	Symbol	Value	Unit
Rated heat output (*)	Prated	12.0	kW	Seasonal space heating energy efficiency	η_s	150	%
Declared capacity for heating for part load at indoor temperature 20 °C and outdoor temperature Tj				Declared coefficient of performance or primary energy ratio for part load at indoor temperature 20 °C and outdoor temperature Tj			
Tj = - 7 °C	Pdh	-	kW	Tj = - 7 °C	COPd	-	-
Degradation co-efficient (**)	Cdh	-	-	Tj = + 2 °C	COPd	1.85	-
Tj = + 2 °C	Pdh	12.0	kW	Tj = + 7 °C	COPd	3.20	-
Degradation co-efficient (**)	Cdh	1.00	-	Tj = +12 °C	COPd	5.31	-
Tj = + 7 °C	Pdh	7.7	kW	Tj = bivalent temperature	COPd	1.85	-
Degradation co-efficient (**)	Cdh	0.99	-	Tj = operation limit temperature (***)	COPd	1.85	-
Tj = +12 °C	Pdh	5.2	kW	Operation limit temperature	TOL	-25	°C
Degradation co-efficient (**)	Cdh	0.99	-	Heating water operating limit temperature	WTOL	60	°C
Tj = bivalent temperature	Pdh	12.0	kW	Supplementary heater			
Tj = operation limit temperature (***)	Pdh	12.0	kW	Rated heat output (*)	Psup	0.0	kW
Bivalent temperature	Tbiv	2	°C	Type of energy input	Electrical		
Reference design conditions for space heating	Tdesignh	2	°C				
Power consumption in modes other than active mode							
Off mode	P _{OFF}	0.015	kW				
Thermostat-off mode	P _{TO}	0.015	kW				
Standby mode	P _{SB}	0.015	kW				
Crankcase heater mode	P _{CK}	0.000	kW				

Other items				Rated air flow rate, outdoors	-	2640	m ³ /h
Capacity control	variable						
Sound power level, indoors/outdoors	L _{WA}	41 / 60	dBA				
Annual energy consumption	Q _{HE}	4188	kWh				

For heat pump combination heater:				Water heating energy efficiency	η_{wh}	162	%
Declared load profile	L						
Daily electricity consumption	Q _{elec}	3.070	kWh				
Annual electricity consumption	AEC	675	kWh				

Contact details
 MITSUBISHI ELECTRIC AIR CODITIONING SYSTEM EUROPE LTD. Nettlehill Road, Houston Industrial Estate, Livingston, EH54 5EQ, Scotland, U.K.

The identification and signature of the person empowered to bind the supplier;
 Atsushi EDAYOSHI
 The signature is signed in the average climate / medium-temperature section.
 Manager, Quality Assurance Department
 UNITED KINGDOM

· Details and precautions on installation, maintenance and assembly can be found in the installation and or operation manuals.
 · Details and precautions on recycling and/or disposal at end-of-life can be found in the installation and or operation manuals.
 (*) For heat pump space heaters and heat pump combination heaters, the rated heat output Prated is equal to the design load for heating Pdesignh, and the rated heat output of a supplementary heater Psup is equal to the supplementary capacity for heating sup(Tj).
 (**) If Cdh is not determined by measurement then the default degradation coefficient is Cdh = 0,9.
 (***) If the declared TOL is lower than the T designh of the considered climate then the outdoor dry bulb temperature Tj is equal to T designh.

PRODUCT INFORMATION / TECHNICAL DOCUMENTATION

Model(s):	Outdoor unit:	PUD-SWM120VAA(-BS)
	Indoor unit:	ERST20D-****D
Air-to-water heat pump:		yes
Water-to-water heat pump:		no
Brine-to-water heat pump:		no
Low-temperature heat pump:		no
Equipped with a supplementary heater:		yes
Heat pump combination heater:		yes
Parameters for		low-temperature application.
Parameters for		warmer climate conditions.

Item	Symbol	Value	Unit	Item	Symbol	Value	Unit
Rated heat output (*)	Prated	12.0	kW	Seasonal space heating energy efficiency	η_s	217	%
Declared capacity for heating for part load at indoor temperature 20 °C and outdoor temperature T _j				Declared coefficient of performance or primary energy ratio for part load at indoor temperature 20 °C and outdoor temperature T _j			
T _j = - 7 °C	P _{d,h}	-	kW	T _j = - 7 °C	COP _d	-	-
Degradation co-efficient (**)	C _{d,h}	-	-	T _j = + 2 °C	COP _d	3.24	-
T _j = + 2 °C	P _{d,h}	12.0	kW	T _j = + 7 °C	COP _d	4.95	-
Degradation co-efficient (**)	C _{d,h}	1.00	-	T _j = +12 °C	COP _d	6.92	-
T _j = + 7 °C	P _{d,h}	7.7	kW	T _j = bivalent temperature	COP _d	3.24	-
Degradation co-efficient (**)	C _{d,h}	0.99	-	T _j = operation limit temperature (***)	COP _d	3.24	-
T _j = +12 °C	P _{d,h}	4.4	kW	Operation limit temperature	TOL	-25	°C
Degradation co-efficient (**)	C _{d,h}	0.98	-	Heating water operating limit temperature	WTOL	60	°C
T _j = bivalent temperature	P _{d,h}	12.0	kW	Supplementary heater			
T _j = operation limit temperature (***)	P _{d,h}	12.0	kW	Rated heat output (*)	P _{sup}	0.0	kW
Bivalent temperature	T _{biv}	2	°C	Type of energy input	Electrical		
Reference design conditions for space heating	T _{designh}	2	°C				
Power consumption in modes other than active mode							
Off mode	P _{OFF}	0.015	kW				
Thermostat-off mode	P _{TO}	0.015	kW				
Standby mode	P _{SB}	0.015	kW				
Crankcase heater mode	P _{CK}	0.000	kW				

Other items				Rated air flow rate, outdoors			
Capacity control	variable			-	2640	m ³ /h	
Sound power level, indoors/outdoors	L _{WA}	41 / 60	dBA				
Annual energy consumption	Q _{HE}	2921	kWh				

For heat pump combination heater:				Water heating energy efficiency			
Declared load profile	L			η_{wh}	162	%	
Daily electricity consumption	Q _{elec}	3.070	kWh				
Annual electricity consumption	AEC	675	kWh				

Contact details		MITSUBISHI ELECTRIC AIR CODITIONING SYSTEM EUROPE LTD.		Nettlehill Road, Houston Industrial Estate, Livingston, EH54 5EQ, Scotland, U.K.	
-----------------	--	--	--	--	--

The identification and signature of the person empowered to bind the supplier;

Atsushi EDAYOSHI

The signature is signed in the average climate / medium-temperature section.

Manager, Quality Assurance Department

UNITED KINGDOM

· Details and precautions on installation, maintenance and assembly can be found in the installation and or operation manuals.

· Details and precautions on recycling and/or disposal at end-of-life can be found in the installation and or operation manuals.

(*) For heat pump space heaters and heat pump combination heaters, the rated heat output Prated is equal to the design load for heating P_{designh}, and the rated heat output of a supplementary heater P_{sup} is equal to the supplementary capacity for heating sup(T_j).

(**) If C_{d,h} is not determined by measurement then the default degradation coefficient is C_{d,h} = 0,9.

(***) If the declared TOL is lower than the T_{designh} of the considered climate then the outdoor dry bulb temperature T_j is equal to T_{designh}.