



ENERG

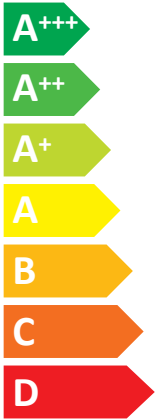
енергия · ενεργεια



Model Indoor unit
Outdoor unit

PKA-M50HA
PUHZ-ZRP50VKA2

SEER

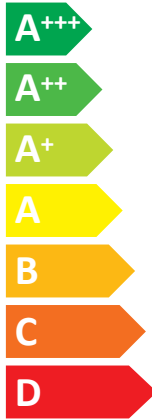


kW 4,6

SEER 5,4

kWh/annum 296

SCOP



kW X 3,3 X

SCOP X 4,0 X

kWh/annum X 1160 X



60dB



65dB



ENERGIA · ЕНЕРГИЯ · ΕΝΕΡΓΕΙΑ · ENERGIJA · ENERGY · ENERGIE · ENERGI

626/2011

PRODUCT INFORMATION (*)

PACKAGED AIR CONDITIONER	INDOOR MODEL	PKA-M50HA
	OUTDOOR MODEL	PUHZ-ZRP50VKA2

Function (indicate if present)	
cooling	Y
heating	Y

If function includes heating: Indicate the heating season the information relates to. Indicated values should relate to one heating season at a time. Include at least the heating season	
Average (mandatory)	Y
Warmer (if designated)	N
Colder (if designated)	N

Item	symbol	value	unit
Design load			
cooling	Pdesignc	4.6	kW
heating/Average	Pdesignh	3.3	kW
heating/Warmer	Pdesignh	x	kW
heating/Colder	Pdesignh	x	kW

Item	symbol	value	unit
Seasonal efficiency			
cooling	SEER	5.4	-
heating/Average	SCOP/A	4.0	-
heating/Warmer	SCOP/W	x	-
heating/Colder	SCOP/C	x	-

Declared capacity for cooling, at indoor temperature 27(19)°C and outdoor temperature Tj			
Tj=35°C	Pdc	4.6	kW
Tj=30°C	Pdc	3.3	kW
Tj=25°C	Pdc	2.1	kW
Tj=20°C	Pdc	1.6	kW

Declared energy efficiency ratio, at indoor temperature 27(19)°C and outdoor temperature Tj			
Tj=35°C	EERd	3.2	-
Tj=30°C	EERd	4.6	-
Tj=25°C	EERd	7.5	-
Tj=20°C	EERd	8.7	-

Declared capacity for heating/Average season, at indoor temperature 20°C and outdoor temperature Tj			
Tj=-7°C	Pdh	2.9	kW
Tj=2°C	Pdh	1.7	kW
Tj=7°C	Pdh	1.2	kW
Tj=12°C	Pdh	1.4	kW
Tj=bivalent temperature	Pdh	3.3	kW
Tj=operating limit	Pdh	3.2	kW

Declared coefficient of performance/Average season, at indoor temperature 20°C and outdoor temperature Tj			
Tj=-7°C	COPd	2.7	-
Tj=2°C	COPd	4.1	-
Tj=7°C	COPd	4.7	-
Tj=12°C	COPd	5.8	-
Tj=bivalent temperature	COPd	2.3	-
Tj=operating limit	COPd	2.2	-

Declared capacity for heating/Warmer season, at indoor temperature 20°C and outdoor temperature Tj			
Tj=2°C	Pdh	x	kW
Tj=7°C	Pdh	x	kW
Tj=12°C	Pdh	x	kW
Tj=bivalent temperature	Pdh	x	kW
Tj=operating limit	Pdh	x	kW

Declared coefficient of performance/Warmer season, at indoor temperature 20°C and outdoor temperature Tj			
Tj=2°C	COPd	x	-
Tj=7°C	COPd	x	-
Tj=12°C	COPd	x	-
Tj=bivalent temperature	COPd	x	-
Tj=operating limit	COPd	x	-

Declared capacity for heating/Colder season, at indoor temperature 20°C and outdoor temperature Tj			
Tj=-7°C	Pdh	x	kW
Tj=2°C	Pdh	x	kW
Tj=7°C	Pdh	x	kW
Tj=12°C	Pdh	x	kW
Tj=bivalent temperature	Pdh	x	kW
Tj=operating limit	Pdh	x	kW
Tj=-15°C	Pdh	x	kW

Declared coefficient of performance/Colder season, at indoor temperature 20°C and outdoor temperature Tj			
Tj=-7°C	COPd	x	-
Tj=2°C	COPd	x	-
Tj=7°C	COPd	x	-
Tj=12°C	COPd	x	-
Tj=bivalent temperature	COPd	x	-
Tj=operating limit	COPd	x	-
Tj=-15°C	COPd	x	-

Bivalent temperature			
heating/Average	Tbiv	-10	°C
heating/Warmer	Tbiv	x	°C
heating/Colder	Tbiv	x	°C

Operating limit temperature			
heating/Average	Tol	-11	°C
heating/Warmer	Tol	x	°C
heating/Colder	Tol	x	°C

Cycling interval capacity			
for cooling	Pcycc	x	kW
for heating	Pcyh	x	kW
Degradation co-efficient cooling	Cdc	0.25	-

Cycling interval efficiency			
for cooling	EERcyc	x	-
for heating	COPcyc	x	-
Degradation co-efficient heating	Cdh	0.25	-

Electric power input in power modes other than 'active mode'			
off mode	POFF	15	W
standby mode	PSB	15	W
thermostat - off mode	PTO(c/h)	5/20	W
crankcase heater mode	PCK	0	W

Annual electricity consumption			
cooling	QCE	296	kWh/a
heating/Average	QHE	1160	kWh/a
heating/Warmer	QHE	x	kWh/a
heating/Colder	QHE	x	kWh/a

Capacity control (indicate one of three options)	
fixed	N
staged	N
variable	Y

Other items			
Sound power level (indoor/outdoor)	LWA	60/65	dB(A)
Global warming potential	GWP	1975	kgCO2eq
Rated air flow (indoor/outdoor)	-	720/2700	m3/h

Contact details for obtaining more information	Name and address of the manufacturer or of its authorized representative.
--	---

(*) This information is based on the "product information requirement" in COMMISSION REGULATION (EU) No206/2012.

TECHNICAL DOCUMENTATION ⁽¹⁾			
--	--	--	--

PACKAGED AIR CONDITIONER	INDOOR MODEL	PKA-M50HA	295H898W249D (mm)
	OUTDOOR MODEL	PUHZ-ZRP50VKA2	630H809W300D (mm)

Function	
cooling	Y
heating	Y


The heating season	
Average (mandatory)	Y
Warmer (if designated)	N
Colder (if designated)	N

Capacity control	
fixed	N
staged	N
variable	Y

Item	symbol	value	unit
Seasonal efficiency ⁽²⁾			
cooling	SEER	5.4	-
heating/Average	SCOP/A	4.0	-
heating/Warmer	SCOP/W	x	-
heating/Colder	SCOP/C	x	-

Energy efficiency class			
cooling	SEER	A	-
heating/Average	SCOP/A	A+	-
heating/Warmer	SCOP/W	x	-
heating/Colder	SCOP/C	x	-

Other items			
Sound power level (indoor/outdoor)	LWA	60/65	dB(A)
Refrigerant	-	R410A	-
Global warming potential	GWP	1975	kgCO ₂ eq.

identification and signature of the person empowered to bind the supplier	
	<p>Tomoyuki Miwa Manager, Packaged Air Conditioners Quality Control Section MITSUBISHI ELECTRIC CORPORATION SHIZUOKA WORKS</p>

(1) This information is based on COMMISSION DELEGATED REGULATION (EU)No626/2011.

(2) SEER/SCOP values are measured based on FprEN 14825:2011: Testing and rating at part load conditions and calculation of seasonal performance.