



ENERG

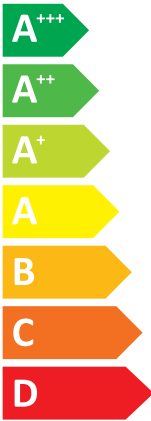
енергия · ενεργεια

Y IJA
IE IA



Model Indoor unit **MSZ-AP35VG**
Outdoor unit **MUZ-AP35VG**


SEER



A+++

kW **3,5**
SEER **8,6**
kWh/annum **142**

SCOP



A+++

A++

kW	1,6	2,9	X
SCOP	5,9	4,7	X
kWh/annum	377	862	X



57dB



61dB



ENERGIA · ЕНЕРГИЯ · ΕΝΕΡΓΕΙΑ · ENERGIJA · ENERGY · ENERGIE · ENERGI
626/2011

PRODUCT INFORMATION (1)				
ROOM AIR CONDITIONER	INDOOR MODEL	MSZ-AP35VG / MSZ-AP35VGK		
	OUTDOOR MODEL	MUZ-AP35VG		
Function (indicate if present)		If function includes heating: Indicate the heating season the information relates to. Indicated values should relate to one heating season at a time. Include at least the heating season 'Average'.		
cooling	Y	Average (mandatory)	Y	
heating	Y	Warmer (if designated)	Y	
		Colder (if designated)	N	
Item	symbol	value	unit	
Design load				
cooling	P _{designc}	3.5	kW	
heating/Average	P _{designh}	2.9	kW	
heating/Warmer	P _{designh}	1.6	kW	
heating/Colder	P _{designh}	x	kW	
Declared capacity for cooling, at indoor temperature 27(19)°C and outdoor temperature T_j				
T _j =35°C	P _{dc}	3.5	kW	
T _j =30°C	P _{dc}	2.6	kW	
T _j =25°C	P _{dc}	1.7	kW	
T _j =20°C	P _{dc}	0.9	kW	
Declared capacity for heating/Average season, at indoor temperature 20°C and outdoor temperature T_j				
T _j =-7°C	P _{dh}	2.6	kW	
T _j =2°C	P _{dh}	1.6	kW	
T _j =7°C	P _{dh}	1.0	kW	
T _j =12°C	P _{dh}	0.7	kW	
T _j =bivalent temperature	P _{dh}	2.9	kW	
T _j =operating limit	P _{dh}	2.6	kW	
Declared capacity for heating/Warmer season, at indoor temperature 20°C and outdoor temperature T_j				
T _j =2°C	P _{dh}	1.6	kW	
T _j =7°C	P _{dh}	1.0	kW	
T _j =12°C	P _{dh}	0.7	kW	
T _j =bivalent temperature	P _{dh}	1.6	kW	
T _j =operating limit	P _{dh}	2.6	kW	
Declared capacity for heating/Colder season, at indoor temperature 20°C and outdoor temperature T_j				
T _j =-7°C	P _{dh}	x	kW	
T _j =2°C	P _{dh}	x	kW	
T _j =7°C	P _{dh}	x	kW	
T _j =12°C	P _{dh}	x	kW	
T _j =bivalent temperature	P _{dh}	x	kW	
T _j =operating limit	P _{dh}	x	kW	
T _j =-15°C	P _{dh}	x	kW	
Bivalent temperature				
heating/Average	T _{biv}	-10	°C	
heating/Warmer	T _{biv}	2	°C	
heating/Colder	T _{biv}	x	°C	
Cycling interval capacity				
for cooling	P _{cycc}	x	kW	
for heating	P _{cyh}	x	kW	
Degradation co-efficient cooling	C _{dc}	0.25	-	
Electric power input in power modes other than 'active mode'				
off mode	P _{OFF}	1.0	W	
standby mode	P _{SB}	1.0	W	
thermostat - off mode	P _{TO}	8.0	W	
crankcase heater mode	P _{CK}	0.0	W	
Capacity control (indicate one of three options)				
fixed	N			
staged	N			
variable	Y			
Annual electricity consumption				
cooling	Q _{CE}	142	kWh/a	
heating/Average	Q _{HE}	862	kWh/a	
heating/Warmer	Q _{HE}	377	kWh/a	
heating/Colder	Q _{HE}	x	kWh/a	
Operating limit temperature				
heating/Average	T _{ol}	-15	°C	
heating/Warmer	T _{ol}	-15	°C	
heating/Colder	T _{ol}	x	°C	
Cycling interval efficiency				
for cooling	EER _{cycc}	x	-	
for heating	COP _{cyh}	x	-	
Degradation co-efficient heating	C _{dh}	0.25	-	
Other items				
Sound power level (indoor/outdoor)	L _{WA}	57/61	dB(A)	
Global warming potential	GWP (2)	675	kgCO ₂ eq.	
Rated air flow (indoor/outdoor)	-	684/2028	m ³ /h	
Contact details for obtaining more information	MITSUBISHI ELECTRIC CORPORATION SHIZUOKA WORKS 3-18-1, Oshika, Suruga-ku, Shizuoka 422-8528, Japan E-mail: melshierp@MitsubishiElectric.co.jp			

(1) This information is based on the "product information requirement" in COMMISSION REGULATION (EU) No. 206/2012.

(2) This GWP value is based on Regulation (EU) No. 517/2014 from IPCC 4th Assessment Report.

For Regulation (EU) No. 626/2001, which cites the IPCC Third Assessment Report, Climate Change 2001, the GWP is 550.

TECHNICAL DOCUMENTATION (1)			
-----------------------------	--	--	--

ROOM AIR CONDITIONER	INDOOR MODEL	MSZ-AP35VG / MSZ-AP35VGK	299H*798W*219D (mm)
	OUTDOOR MODEL	MUZ-AP35VG	550H*800W*285D (mm)

Function	
cooling	Y
heating	Y


The heating season	
Average (mandatory)	Y
Warmer (if designated)	Y
Colder (if designated)	N

Capacity control	
fixed	N
staged	N
variable	Y

Item	symbol	value	unit
Seasonal efficiency (2)			
cooling	SEER	8.6	-
heating/Average	SCOP/A	4.7	-
heating/Warmer	SCOP/W	5.9	-
heating/Colder	SCOP/C	x	-

Energy efficiency class			
cooling	SEER	A+++	-
heating/Average	SCOP/A	A++	-
heating/Warmer	SCOP/W	A+++	-
heating/Colder	SCOP/C	x	-

Other items			
Sound power level (indoor/outdoor)	L _{WA}	57/61	dB(A)
Refrigerant	-	R32	-
Global warming potential	GWP (3)	675	kgCO ₂ eq.

identification and signature of the person empowered to bind the supplier			
	Kenichi Saito Department Manager, Quality Assurance Department Mitsubishi Electric Air Conditioning Systems Manufacturing Turkey Joint Stock Company		

(1) This information is based on COMMISSION DELEGATED REGULATION (EU)No. 626/2011.

(2) SEER/SCOP values are measured based on EN 14825:2016: Testing and rating at part load conditions and calculation of seasonal performance.

(3) This GWP value is based on Regulation(EU)No. 517/2014 from IPCC 4th Assessment Report.

For Regulation (EU) No. 626/2001, which cites the IPCC Third Assessment Report, Climate Change 2001, the GWP is 550.